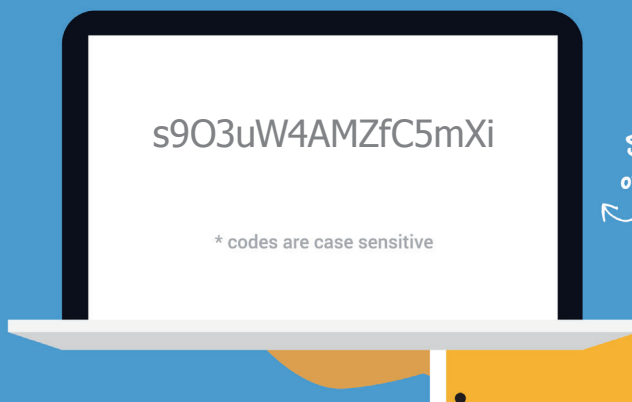




EXAM TAKER ACTIVATION CARD

To activate, scratch off the code below, and enter it at:
<http://www.examssoft.com/seminolenursing>



How to activate your card for use (in 4 easy steps!)

1

Check your system requirements. Login to your school's ExamSoft URL (above).

2

Download/register SofTest. Activate your license by entering the code above.

3

On exam day, make sure your laptop is fully charged (bring your power cable).

4

After the exam, connect to the Internet, launch SofTest; and your exam(s) will upload.

EXAM TAKER ACTIVATION CARD SYSTEM REQUIREMENTS

System requirements are subject to change. For the most current requirements, please visit examsoft.com/msr or by accessing the QR code below.



TECHNICAL SUPPORT

support@examsoft.com or call 866-429-8889

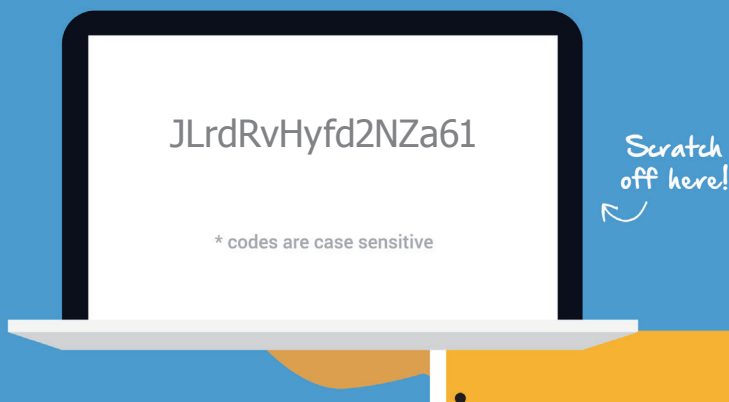


©2017 ExamSoft Worldwide, Inc.



EXAM TAKER ACTIVATION CARD

To activate, scratch off the code below, and enter it at:
<http://www.examssoft.com/seminolenursing>



How to activate your card for use (in 4 easy steps!)

1

Check your system requirements. Login to your school's ExamSoft URL (above).

2

Download/register SofTest. Activate your license by entering the code above.

3

On exam day, make sure your laptop is fully charged (bring your power cable).

4

After the exam, connect to the Internet, launch SofTest; and your exam(s) will upload.

EXAM TAKER ACTIVATION CARD SYSTEM REQUIREMENTS

System requirements are subject to change. For the most current requirements, please visit examsoft.com/msr or by accessing the QR code below.



TECHNICAL SUPPORT

support@examsoft.com or call 866-429-8889

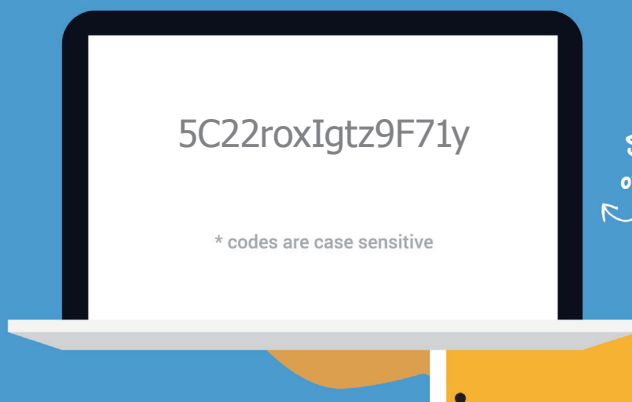


©2017 ExamSoft Worldwide, Inc.



EXAM TAKER ACTIVATION CARD

To activate, scratch off the code below, and enter it at:
<http://www.examssoft.com/seminolenursing>



How to activate your card for use (in 4 easy steps!)

1

Check your system requirements. Login to your school's ExamSoft URL (above).

2

Download/register SofTest. Activate your license by entering the code above.

3

On exam day, make sure your laptop is fully charged (bring your power cable).

4

After the exam, connect to the Internet, launch SofTest; and your exam(s) will upload.

EXAM TAKER ACTIVATION CARD SYSTEM REQUIREMENTS

System requirements are subject to change. For the most current requirements, please visit examsoft.com/msr or by accessing the QR code below.



TECHNICAL SUPPORT

support@examsoft.com or call 866-429-8889

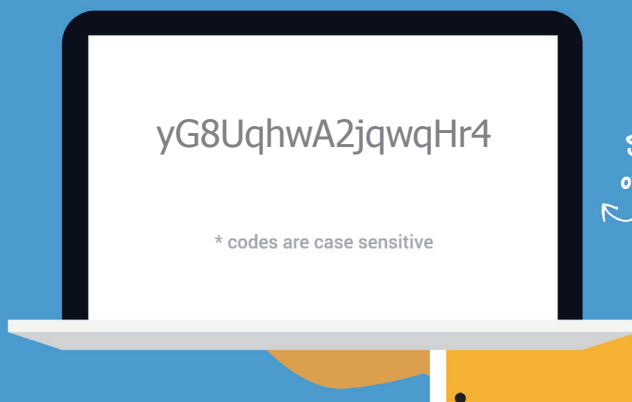


©2017 ExamSoft Worldwide, Inc.



EXAM TAKER ACTIVATION CARD

To activate, scratch off the code below, and enter it at:
<http://www.examssoft.com/seminolenursing>



How to activate your card for use (in 4 easy steps!)

1

Check your system requirements. Login to your school's ExamSoft URL (above).

2

Download/register SofTest. Activate your license by entering the code above.

3

On exam day, make sure your laptop is fully charged (bring your power cable).

4

After the exam, connect to the Internet, launch SofTest; and your exam(s) will upload.

EXAM TAKER ACTIVATION CARD SYSTEM REQUIREMENTS

System requirements are subject to change. For the most current requirements, please visit examsoft.com/msr or by accessing the QR code below.



TECHNICAL SUPPORT

support@examsoft.com or call 866-429-8889

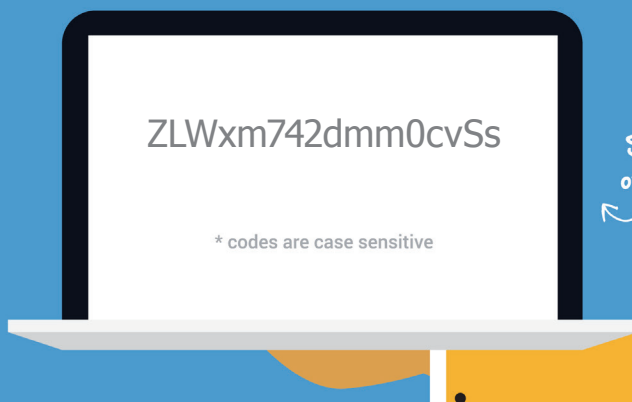


©2017 ExamSoft Worldwide, Inc.



EXAM TAKER ACTIVATION CARD

To activate, scratch off the code below, and enter it at:
<http://www.examssoft.com/seminolenursing>



How to activate your card for use (in 4 easy steps!)

1

Check your system requirements. Login to your school's ExamSoft URL (above).

2

Download/register SofTest. Activate your license by entering the code above.

3

On exam day, make sure your laptop is fully charged (bring your power cable).

4

After the exam, connect to the Internet, launch SofTest; and your exam(s) will upload.

EXAM TAKER ACTIVATION CARD SYSTEM REQUIREMENTS

System requirements are subject to change. For the most current requirements, please visit examsoft.com/msr or by accessing the QR code below.



TECHNICAL SUPPORT

support@examsoft.com or call 866-429-8889



©2017 ExamSoft Worldwide, Inc.



EXAM TAKER ACTIVATION CARD

To activate, scratch off the code below, and enter it at:
<http://www.examssoft.com/seminolenursing>



How to activate your card for use (in 4 easy steps!)

1

Check your system requirements. Login to your school's ExamSoft URL (above).

2

Download/register SofTest. Activate your license by entering the code above.

3

On exam day, make sure your laptop is fully charged (bring your power cable).

4

After the exam, connect to the Internet, launch SofTest; and your exam(s) will upload.

EXAM TAKER ACTIVATION CARD SYSTEM REQUIREMENTS

System requirements are subject to change. For the most current requirements, please visit examsoft.com/msr or by accessing the QR code below.



TECHNICAL SUPPORT

support@examsoft.com or call 866-429-8889

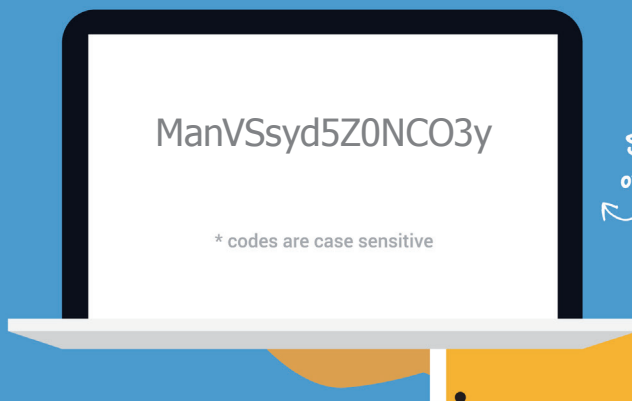


©2017 ExamSoft Worldwide, Inc.



EXAM TAKER ACTIVATION CARD

To activate, scratch off the code below, and enter it at:
<http://www.examssoft.com/seminolenursing>



How to activate your card for use (in 4 easy steps!)

1

Check your system requirements. Login to your school's ExamSoft URL (above).

2

Download/register SofTest. Activate your license by entering the code above.

3

On exam day, make sure your laptop is fully charged (bring your power cable).

4

After the exam, connect to the Internet, launch SofTest; and your exam(s) will upload.

EXAM TAKER ACTIVATION CARD SYSTEM REQUIREMENTS

System requirements are subject to change. For the most current requirements, please visit examsoft.com/msr or by accessing the QR code below.



TECHNICAL SUPPORT

support@examsoft.com or call 866-429-8889

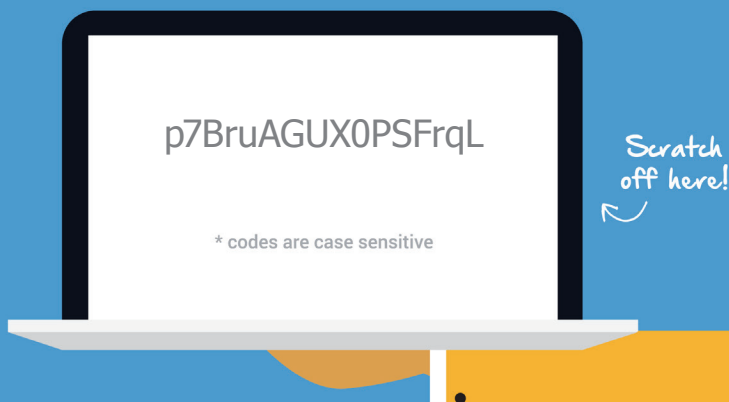


©2017 ExamSoft Worldwide, Inc.



EXAM TAKER ACTIVATION CARD

To activate, scratch off the code below, and enter it at:
<http://www.examssoft.com/seminolenursing>



How to activate your card for use (in 4 easy steps!)

1

Check your system requirements. Login to your school's ExamSoft URL (above).

2

Download/register SofTest. Activate your license by entering the code above.

3

On exam day, make sure your laptop is fully charged (bring your power cable).

4

After the exam, connect to the Internet, launch SofTest; and your exam(s) will upload.

EXAM TAKER ACTIVATION CARD SYSTEM REQUIREMENTS

System requirements are subject to change. For the most current requirements, please visit examsoft.com/msr or by accessing the QR code below.



TECHNICAL SUPPORT

support@examsoft.com or call 866-429-8889

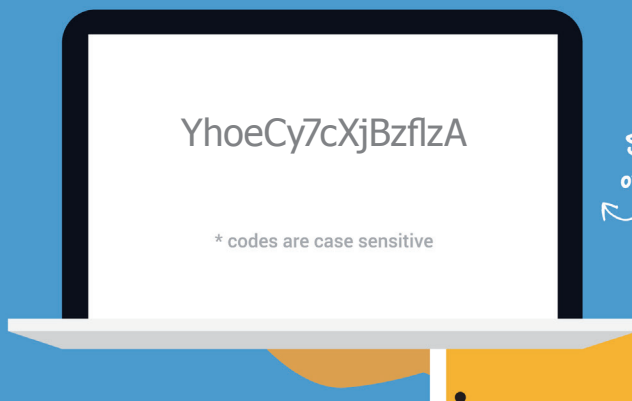


©2017 ExamSoft Worldwide, Inc.



EXAM TAKER ACTIVATION CARD

To activate, scratch off the code below, and enter it at:
<http://www.examssoft.com/seminolenursing>



How to activate your card for use (in 4 easy steps!)

1

Check your system requirements. Login to your school's ExamSoft URL (above).

2

Download/register SofTest. Activate your license by entering the code above.

3

On exam day, make sure your laptop is fully charged (bring your power cable).

4

After the exam, connect to the Internet, launch SofTest; and your exam(s) will upload.

EXAM TAKER ACTIVATION CARD SYSTEM REQUIREMENTS

System requirements are subject to change. For the most current requirements, please visit examsoft.com/msr or by accessing the QR code below.



TECHNICAL SUPPORT

support@examsoft.com or call 866-429-8889

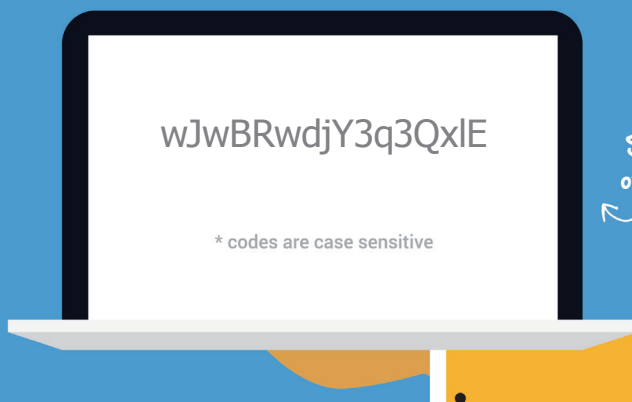


©2017 ExamSoft Worldwide, Inc.



EXAM TAKER ACTIVATION CARD

To activate, scratch off the code below, and enter it at:
<http://www.examssoft.com/seminolenursing>



How to activate your card for use (in 4 easy steps!)

1

Check your system requirements. Login to your school's ExamSoft URL (above).

2

Download/register SofTest. Activate your license by entering the code above.

3

On exam day, make sure your laptop is fully charged (bring your power cable).

4

After the exam, connect to the Internet, launch SofTest; and your exam(s) will upload.

EXAM TAKER ACTIVATION CARD SYSTEM REQUIREMENTS

System requirements are subject to change. For the most current requirements, please visit examsoft.com/msr or by accessing the QR code below.



TECHNICAL SUPPORT

support@examsoft.com or call 866-429-8889

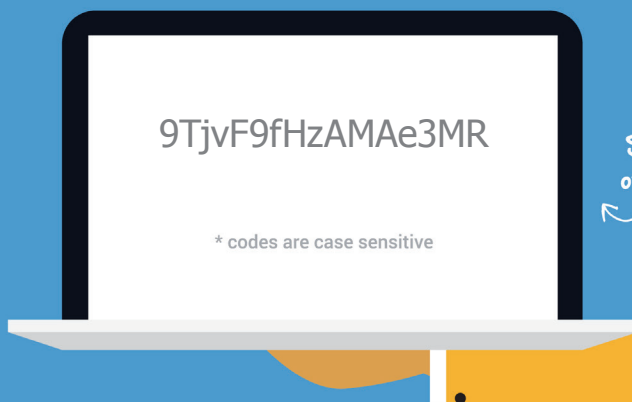


©2017 ExamSoft Worldwide, Inc.



EXAM TAKER ACTIVATION CARD

To activate, scratch off the code below, and enter it at:
<http://www.examssoft.com/seminolenursing>



How to activate your card for use (in 4 easy steps!)

1

Check your system requirements. Login to your school's ExamSoft URL (above).

2

Download/register SofTest. Activate your license by entering the code above.

3

On exam day, make sure your laptop is fully charged (bring your power cable).

4

After the exam, connect to the Internet, launch SofTest; and your exam(s) will upload.

EXAM TAKER ACTIVATION CARD SYSTEM REQUIREMENTS

System requirements are subject to change. For the most current requirements, please visit examsoft.com/msr or by accessing the QR code below.



TECHNICAL SUPPORT

support@examsoft.com or call 866-429-8889

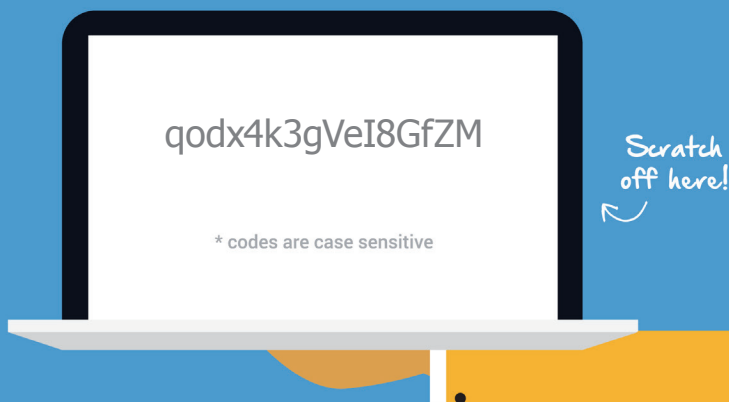


©2017 ExamSoft Worldwide, Inc.



EXAM TAKER ACTIVATION CARD

To activate, scratch off the code below, and enter it at:
<http://www.examssoft.com/seminolenursing>



How to activate your card for use (in 4 easy steps!)

1

Check your system requirements. Login to your school's ExamSoft URL (above).

2

Download/register SofTest. Activate your license by entering the code above.

3

On exam day, make sure your laptop is fully charged (bring your power cable).

4

After the exam, connect to the Internet, launch SofTest; and your exam(s) will upload.

EXAM TAKER ACTIVATION CARD SYSTEM REQUIREMENTS

System requirements are subject to change. For the most current requirements, please visit examsoft.com/msr or by accessing the QR code below.



TECHNICAL SUPPORT

support@examsoft.com or call 866-429-8889

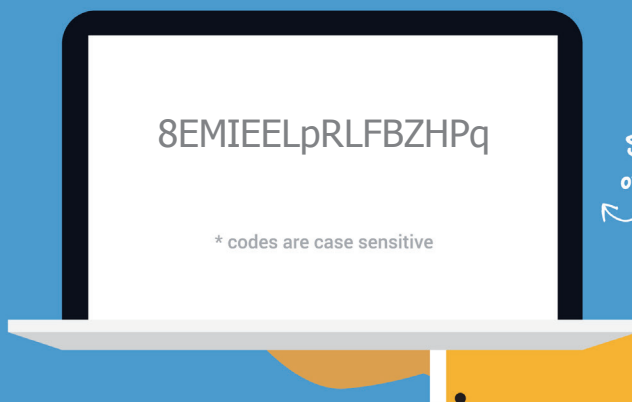


©2017 ExamSoft Worldwide, Inc.



EXAM TAKER ACTIVATION CARD

To activate, scratch off the code below, and enter it at:
<http://www.examssoft.com/seminolenursing>



How to activate your card for use (in 4 easy steps!)

1

Check your system requirements. Login to your school's ExamSoft URL (above).

2

Download/register SofTest. Activate your license by entering the code above.

3

On exam day, make sure your laptop is fully charged (bring your power cable).

4

After the exam, connect to the Internet, launch SofTest; and your exam(s) will upload.

EXAM TAKER ACTIVATION CARD SYSTEM REQUIREMENTS

System requirements are subject to change. For the most current requirements, please visit examsoft.com/msr or by accessing the QR code below.



TECHNICAL SUPPORT

support@examsoft.com or call 866-429-8889

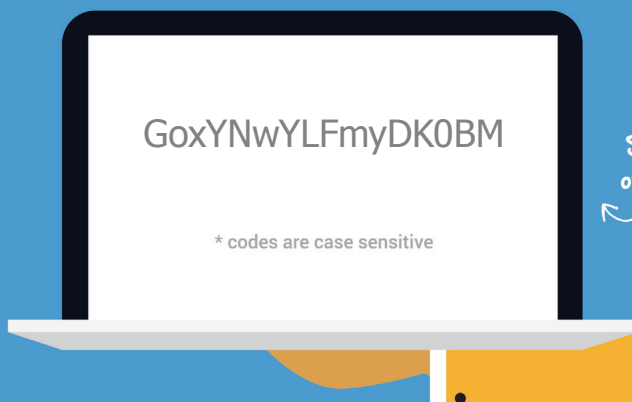


©2017 ExamSoft Worldwide, Inc.



EXAM TAKER ACTIVATION CARD

To activate, scratch off the code below, and enter it at:
<http://www.examssoft.com/seminolenursing>



How to activate your card for use (in 4 easy steps!)

1

Check your system requirements. Login to your school's ExamSoft URL (above).

2

Download/register SofTest. Activate your license by entering the code above.

3

On exam day, make sure your laptop is fully charged (bring your power cable).

4

After the exam, connect to the Internet, launch SofTest; and your exam(s) will upload.

EXAM TAKER ACTIVATION CARD SYSTEM REQUIREMENTS

System requirements are subject to change. For the most current requirements, please visit examsoft.com/msr or by accessing the QR code below.



TECHNICAL SUPPORT

support@examsoft.com or call 866-429-8889

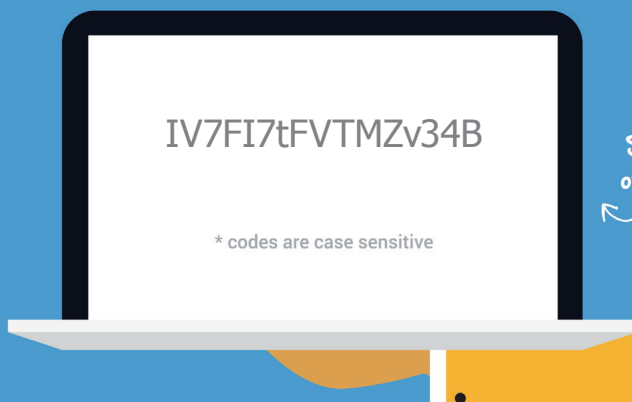


©2017 ExamSoft Worldwide, Inc.



EXAM TAKER ACTIVATION CARD

To activate, scratch off the code below, and enter it at:
<http://www.examssoft.com/seminolenursing>



How to activate your card for use (in 4 easy steps!)

1

Check your system requirements. Login to your school's ExamSoft URL (above).

2

Download/register SofTest. Activate your license by entering the code above.

3

On exam day, make sure your laptop is fully charged (bring your power cable).

4

After the exam, connect to the Internet, launch SofTest; and your exam(s) will upload.

EXAM TAKER ACTIVATION CARD SYSTEM REQUIREMENTS

System requirements are subject to change. For the most current requirements, please visit examsoft.com/msr or by accessing the QR code below.



TECHNICAL SUPPORT

support@examsoft.com or call 866-429-8889

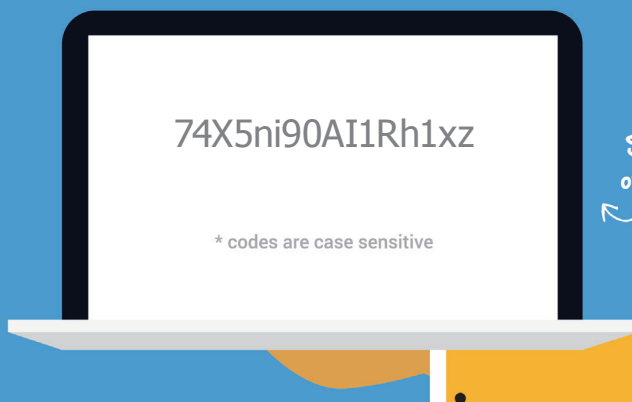


©2017 ExamSoft Worldwide, Inc.



EXAM TAKER ACTIVATION CARD

To activate, scratch off the code below, and enter it at:
<http://www.examssoft.com/seminolenursing>



How to activate your card for use (in 4 easy steps!)

1

Check your system requirements. Login to your school's ExamSoft URL (above).

2

Download/register SofTest. Activate your license by entering the code above.

3

On exam day, make sure your laptop is fully charged (bring your power cable).

4

After the exam, connect to the Internet, launch SofTest; and your exam(s) will upload.

EXAM TAKER ACTIVATION CARD SYSTEM REQUIREMENTS

System requirements are subject to change. For the most current requirements, please visit examsoft.com/msr or by accessing the QR code below.



TECHNICAL SUPPORT

support@examsoft.com or call 866-429-8889

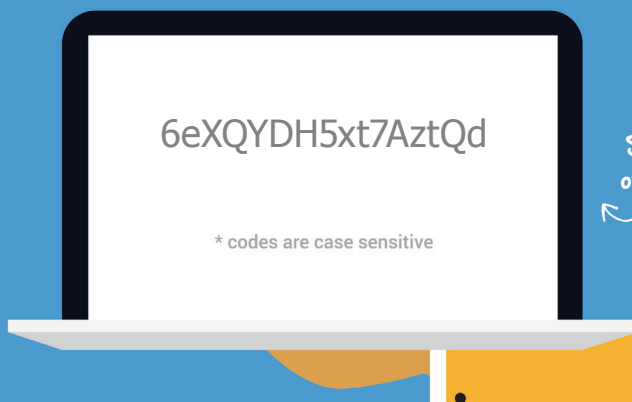


©2017 ExamSoft Worldwide, Inc.



EXAM TAKER ACTIVATION CARD

To activate, scratch off the code below, and enter it at:
<http://www.examssoft.com/seminolenursing>



How to activate your card for use (in 4 easy steps!)

1

Check your system requirements. Login to your school's ExamSoft URL (above).

2

Download/register SofTest. Activate your license by entering the code above.

3

On exam day, make sure your laptop is fully charged (bring your power cable).

4

After the exam, connect to the Internet, launch SofTest; and your exam(s) will upload.

EXAM TAKER ACTIVATION CARD SYSTEM REQUIREMENTS

System requirements are subject to change. For the most current requirements, please visit examsoft.com/msr or by accessing the QR code below.



TECHNICAL SUPPORT

support@examsoft.com or call 866-429-8889

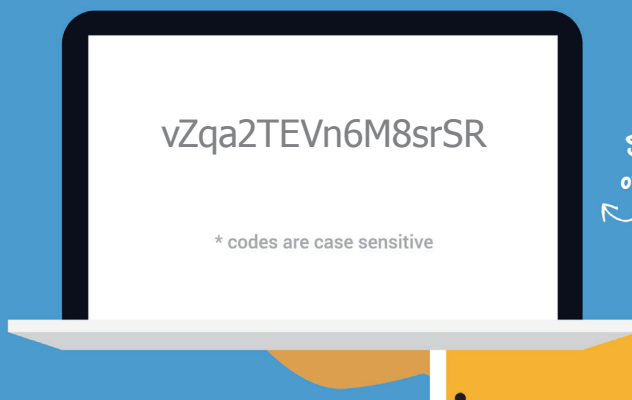


©2017 ExamSoft Worldwide, Inc.



EXAM TAKER ACTIVATION CARD

To activate, scratch off the code below, and enter it at:
<http://www.examssoft.com/seminolenursing>



How to activate your card for use (in 4 easy steps!)

1

Check your system requirements. Login to your school's ExamSoft URL (above).

2

Download/register SofTest. Activate your license by entering the code above.

3

On exam day, make sure your laptop is fully charged (bring your power cable).

4

After the exam, connect to the Internet, launch SofTest; and your exam(s) will upload.

EXAM TAKER ACTIVATION CARD SYSTEM REQUIREMENTS

System requirements are subject to change. For the most current requirements, please visit examsoft.com/msr or by accessing the QR code below.



TECHNICAL SUPPORT

support@examsoft.com or call 866-429-8889

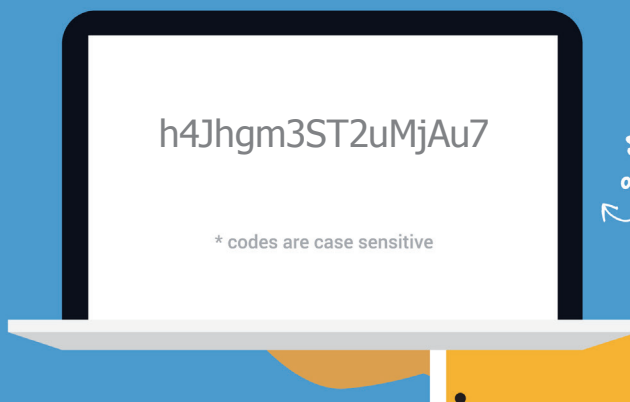


©2017 ExamSoft Worldwide, Inc.



EXAM TAKER ACTIVATION CARD

To activate, scratch off the code below, and enter it at:
<http://www.examssoft.com/seminolenursing>



How to activate your card for use (in 4 easy steps!)

1

Check your system requirements. Login to your school's ExamSoft URL (above).

2

Download/register SofTest. Activate your license by entering the code above.

3

On exam day, make sure your laptop is fully charged (bring your power cable).

4

After the exam, connect to the Internet, launch SofTest; and your exam(s) will upload.

EXAM TAKER ACTIVATION CARD SYSTEM REQUIREMENTS

System requirements are subject to change. For the most current requirements, please visit examsoft.com/msr or by accessing the QR code below.



TECHNICAL SUPPORT

support@examsoft.com or call 866-429-8889

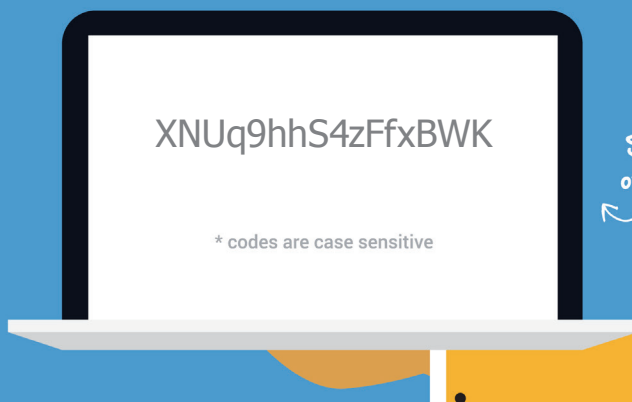


©2017 ExamSoft Worldwide, Inc.



EXAM TAKER ACTIVATION CARD

To activate, scratch off the code below, and enter it at:
<http://www.examssoft.com/seminolenursing>



How to activate your card for use (in 4 easy steps!)

1

Check your system requirements. Login to your school's ExamSoft URL (above).

2

Download/register SofTest. Activate your license by entering the code above.

3

On exam day, make sure your laptop is fully charged (bring your power cable).

4

After the exam, connect to the Internet, launch SofTest; and your exam(s) will upload.

EXAM TAKER ACTIVATION CARD SYSTEM REQUIREMENTS

System requirements are subject to change. For the most current requirements, please visit examsoft.com/msr or by accessing the QR code below.



TECHNICAL SUPPORT

support@examsoft.com or call 866-429-8889

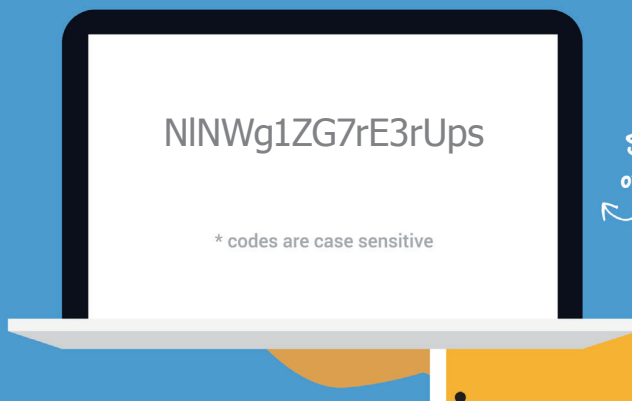


©2017 ExamSoft Worldwide, Inc.



EXAM TAKER ACTIVATION CARD

To activate, scratch off the code below, and enter it at:
<http://www.examssoft.com/seminolenursing>



How to activate your card for use (in 4 easy steps!)

1

Check your system requirements. Login to your school's ExamSoft URL (above).

2

Download/register SofTest. Activate your license by entering the code above.

3

On exam day, make sure your laptop is fully charged (bring your power cable).

4

After the exam, connect to the Internet, launch SofTest; and your exam(s) will upload.

EXAM TAKER ACTIVATION CARD SYSTEM REQUIREMENTS

System requirements are subject to change. For the most current requirements, please visit examsoft.com/msr or by accessing the QR code below.



TECHNICAL SUPPORT

support@examsoft.com or call 866-429-8889

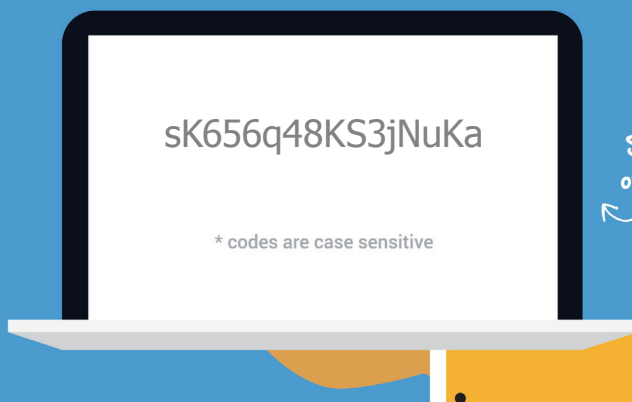


©2017 ExamSoft Worldwide, Inc.



EXAM TAKER ACTIVATION CARD

To activate, scratch off the code below, and enter it at:
<http://www.examssoft.com/seminolenursing>



How to activate your card for use (in 4 easy steps!)

1

Check your system requirements. Login to your school's ExamSoft URL (above).

2

Download/register SofTest. Activate your license by entering the code above.

3

On exam day, make sure your laptop is fully charged (bring your power cable).

4

After the exam, connect to the Internet, launch SofTest; and your exam(s) will upload.

EXAM TAKER ACTIVATION CARD SYSTEM REQUIREMENTS

System requirements are subject to change. For the most current requirements, please visit examsoft.com/msr or by accessing the QR code below.



TECHNICAL SUPPORT

support@examsoft.com or call 866-429-8889

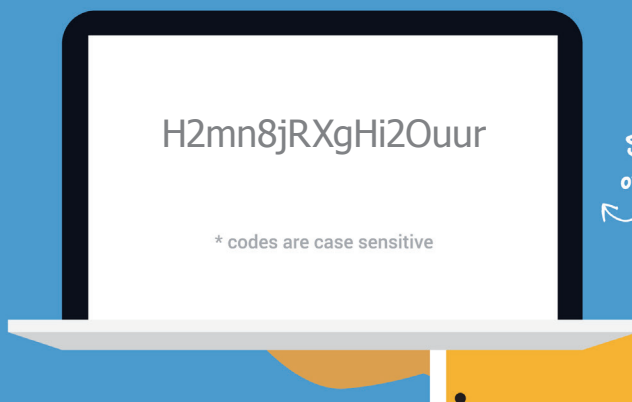


©2017 ExamSoft Worldwide, Inc.



EXAM TAKER ACTIVATION CARD

To activate, scratch off the code below, and enter it at:
<http://www.examssoft.com/seminolenursing>



How to activate your card for use (in 4 easy steps!)

1

Check your system requirements. Login to your school's ExamSoft URL (above).

2

Download/register SofTest. Activate your license by entering the code above.

3

On exam day, make sure your laptop is fully charged (bring your power cable).

4

After the exam, connect to the Internet, launch SofTest; and your exam(s) will upload.

EXAM TAKER ACTIVATION CARD SYSTEM REQUIREMENTS

System requirements are subject to change. For the most current requirements, please visit examsoft.com/msr or by accessing the QR code below.



TECHNICAL SUPPORT

support@examsoft.com or call 866-429-8889

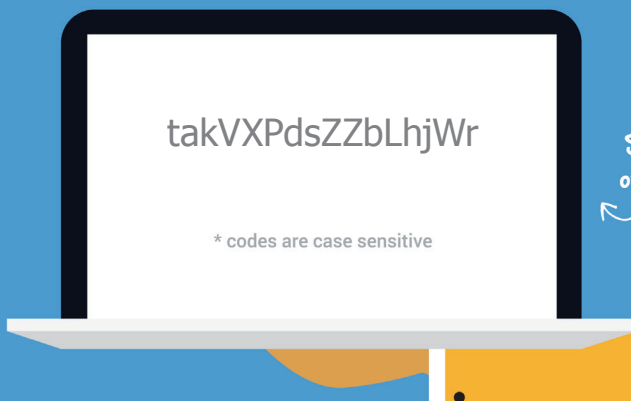


©2017 ExamSoft Worldwide, Inc.



EXAM TAKER ACTIVATION CARD

To activate, scratch off the code below, and enter it at:
<http://www.examssoft.com/seminolenursing>



How to activate your card for use (in 4 easy steps!)

1

Check your system requirements. Login to your school's ExamSoft URL (above).

2

Download/register SofTest. Activate your license by entering the code above.

3

On exam day, make sure your laptop is fully charged (bring your power cable).

4

After the exam, connect to the Internet, launch SofTest; and your exam(s) will upload.

EXAM TAKER ACTIVATION CARD SYSTEM REQUIREMENTS

System requirements are subject to change. For the most current requirements, please visit examsoft.com/msr or by accessing the QR code below.



TECHNICAL SUPPORT

support@examsoft.com or call 866-429-8889

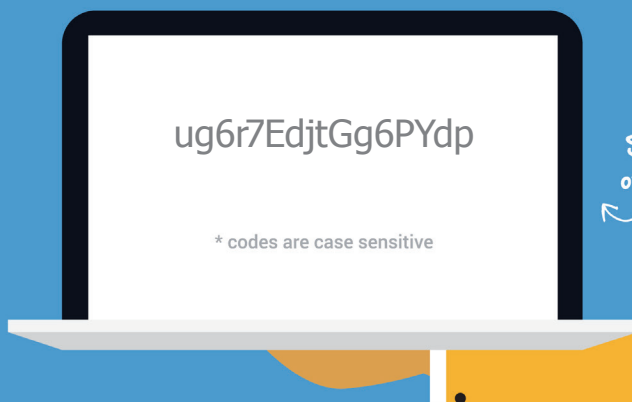


©2017 ExamSoft Worldwide, Inc.



EXAM TAKER ACTIVATION CARD

To activate, scratch off the code below, and enter it at:
<http://www.examssoft.com/seminolenursing>



How to activate your card for use (in 4 easy steps!)

1

Check your system requirements. Login to your school's ExamSoft URL (above).

2

Download/register SofTest. Activate your license by entering the code above.

3

On exam day, make sure your laptop is fully charged (bring your power cable).

4

After the exam, connect to the Internet, launch SofTest; and your exam(s) will upload.

EXAM TAKER ACTIVATION CARD SYSTEM REQUIREMENTS

System requirements are subject to change. For the most current requirements, please visit examsoft.com/msr or by accessing the QR code below.



TECHNICAL SUPPORT

support@examsoft.com or call 866-429-8889

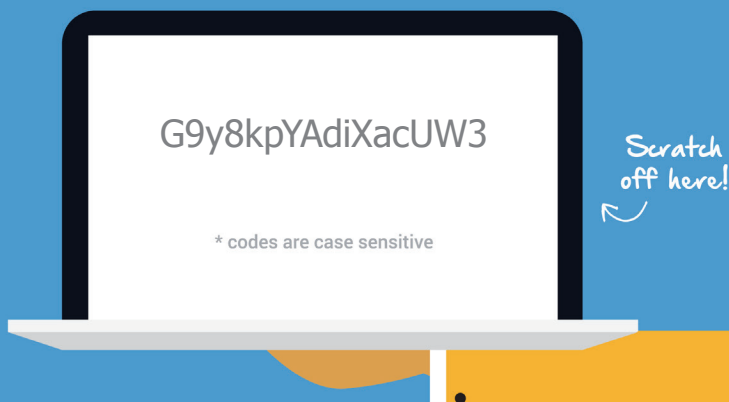


©2017 ExamSoft Worldwide, Inc.



EXAM TAKER ACTIVATION CARD

To activate, scratch off the code below, and enter it at:
<http://www.examssoft.com/seminolenursing>



How to activate your card for use (in 4 easy steps!)

1

Check your system requirements. Login to your school's ExamSoft URL (above).

2

Download/register SofTest. Activate your license by entering the code above.

3

On exam day, make sure your laptop is fully charged (bring your power cable).

4

After the exam, connect to the Internet, launch SofTest; and your exam(s) will upload.

EXAM TAKER ACTIVATION CARD SYSTEM REQUIREMENTS

System requirements are subject to change. For the most current requirements, please visit examsoft.com/msr or by accessing the QR code below.



TECHNICAL SUPPORT

support@examsoft.com or call 866-429-8889

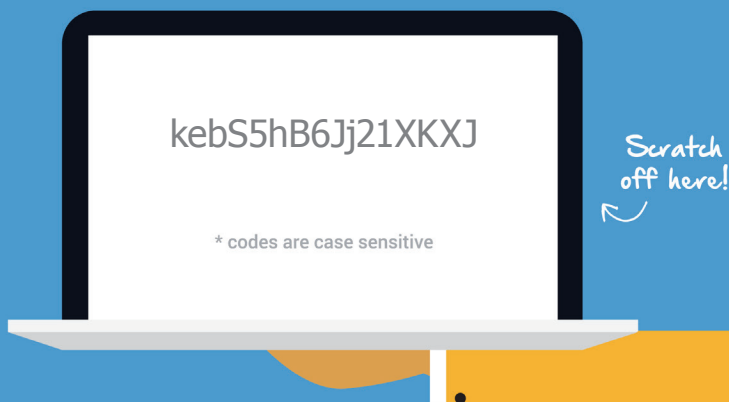


©2017 ExamSoft Worldwide, Inc.



EXAM TAKER ACTIVATION CARD

To activate, scratch off the code below, and enter it at:
<http://www.examssoft.com/seminolenursing>



How to activate your card for use (in 4 easy steps!)

1

Check your system requirements. Login to your school's ExamSoft URL (above).

2

Download/register SofTest. Activate your license by entering the code above.

3

On exam day, make sure your laptop is fully charged (bring your power cable).

4

After the exam, connect to the Internet, launch SofTest; and your exam(s) will upload.

EXAM TAKER ACTIVATION CARD SYSTEM REQUIREMENTS

System requirements are subject to change. For the most current requirements, please visit examsoft.com/msr or by accessing the QR code below.



TECHNICAL SUPPORT

support@examsoft.com or call 866-429-8889

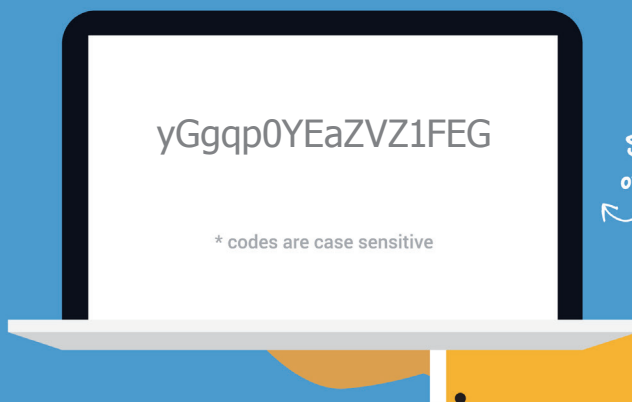


©2017 ExamSoft Worldwide, Inc.



EXAM TAKER ACTIVATION CARD

To activate, scratch off the code below, and enter it at:
<http://www.examssoft.com/seminolenursing>



How to activate your card for use (in 4 easy steps!)

1

Check your system requirements. Login to your school's ExamSoft URL (above).

2

Download/register SofTest. Activate your license by entering the code above.

3

On exam day, make sure your laptop is fully charged (bring your power cable).

4

After the exam, connect to the Internet, launch SofTest; and your exam(s) will upload.

EXAM TAKER ACTIVATION CARD SYSTEM REQUIREMENTS

System requirements are subject to change. For the most current requirements, please visit examsoft.com/msr or by accessing the QR code below.



TECHNICAL SUPPORT

support@examsoft.com or call 866-429-8889

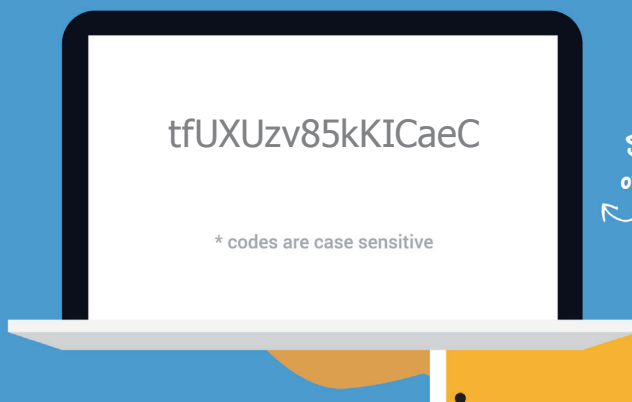


©2017 ExamSoft Worldwide, Inc.



EXAM TAKER ACTIVATION CARD

To activate, scratch off the code below, and enter it at:
<http://www.examssoft.com/seminolenursing>



How to activate your card for use (in 4 easy steps!)

1

Check your system requirements. Login to your school's ExamSoft URL (above).

2

Download/register SofTest. Activate your license by entering the code above.

3

On exam day, make sure your laptop is fully charged (bring your power cable).

4

After the exam, connect to the Internet, launch SofTest; and your exam(s) will upload.

EXAM TAKER ACTIVATION CARD SYSTEM REQUIREMENTS

System requirements are subject to change. For the most current requirements, please visit examsoft.com/msr or by accessing the QR code below.



TECHNICAL SUPPORT

support@examsoft.com or call 866-429-8889

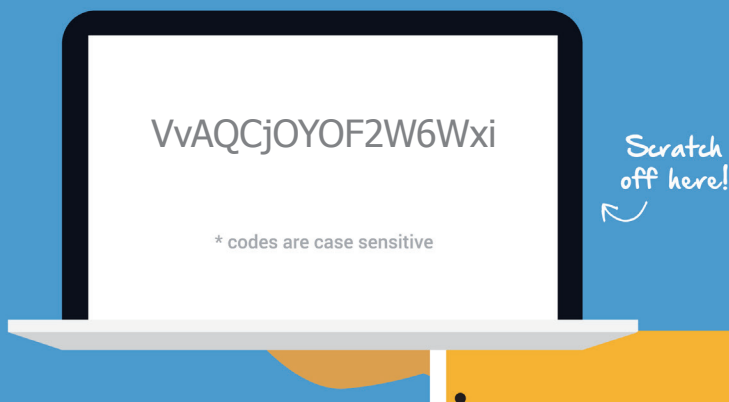


©2017 ExamSoft Worldwide, Inc.



EXAM TAKER ACTIVATION CARD

To activate, scratch off the code below, and enter it at:
<http://www.examssoft.com/seminolenursing>



How to activate your card for use (in 4 easy steps!)

1

Check your system requirements. Login to your school's ExamSoft URL (above).

2

Download/register SofTest. Activate your license by entering the code above.

3

On exam day, make sure your laptop is fully charged (bring your power cable).

4

After the exam, connect to the Internet, launch SofTest; and your exam(s) will upload.

EXAM TAKER ACTIVATION CARD SYSTEM REQUIREMENTS

System requirements are subject to change. For the most current requirements, please visit examsoft.com/msr or by accessing the QR code below.



TECHNICAL SUPPORT

support@examsoft.com or call 866-429-8889

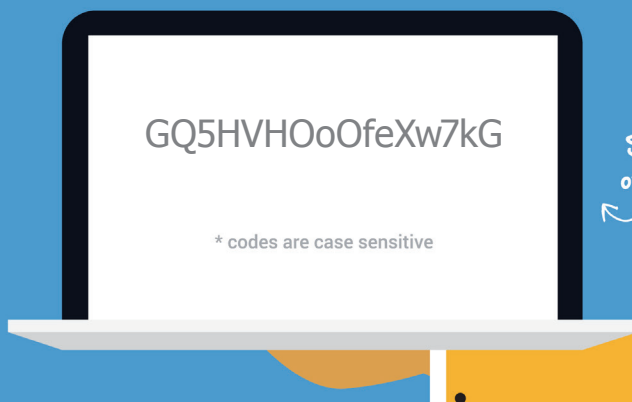


©2017 ExamSoft Worldwide, Inc.



EXAM TAKER ACTIVATION CARD

To activate, scratch off the code below, and enter it at:
<http://www.examssoft.com/seminolenursing>



How to activate your card for use (in 4 easy steps!)

1

Check your system requirements. Login to your school's ExamSoft URL (above).

2

Download/register SofTest. Activate your license by entering the code above.

3

On exam day, make sure your laptop is fully charged (bring your power cable).

4

After the exam, connect to the Internet, launch SofTest; and your exam(s) will upload.

EXAM TAKER ACTIVATION CARD SYSTEM REQUIREMENTS

System requirements are subject to change. For the most current requirements, please visit examsoft.com/msr or by accessing the QR code below.



TECHNICAL SUPPORT

support@examsoft.com or call 866-429-8889

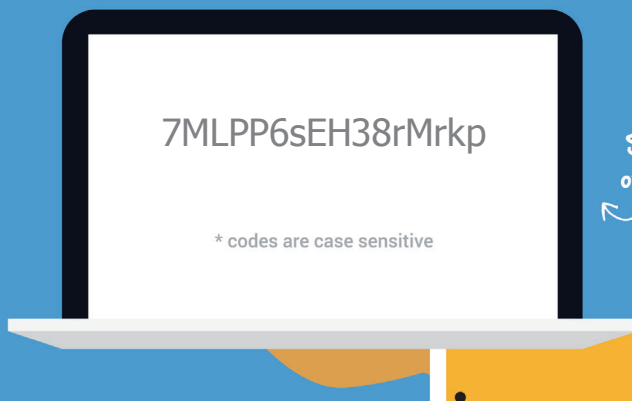


©2017 ExamSoft Worldwide, Inc.



EXAM TAKER ACTIVATION CARD

To activate, scratch off the code below, and enter it at:
<http://www.examssoft.com/seminolenursing>



How to activate your card for use (in 4 easy steps!)

1

Check your system requirements. Login to your school's ExamSoft URL (above).

2

Download/register SofTest. Activate your license by entering the code above.

3

On exam day, make sure your laptop is fully charged (bring your power cable).

4

After the exam, connect to the Internet, launch SofTest; and your exam(s) will upload.

EXAM TAKER ACTIVATION CARD SYSTEM REQUIREMENTS

System requirements are subject to change. For the most current requirements, please visit examsoft.com/msr or by accessing the QR code below.



TECHNICAL SUPPORT

support@examsoft.com or call 866-429-8889

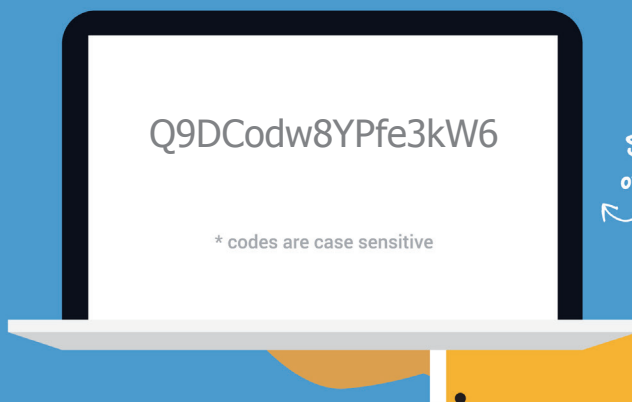


©2017 ExamSoft Worldwide, Inc.



EXAM TAKER ACTIVATION CARD

To activate, scratch off the code below, and enter it at:
<http://www.examssoft.com/seminolenursing>



How to activate your card for use (in 4 easy steps!)

1

Check your system requirements. Login to your school's ExamSoft URL (above).

2

Download/register SofTest. Activate your license by entering the code above.

3

On exam day, make sure your laptop is fully charged (bring your power cable).

4

After the exam, connect to the Internet, launch SofTest; and your exam(s) will upload.

EXAM TAKER ACTIVATION CARD SYSTEM REQUIREMENTS

System requirements are subject to change. For the most current requirements, please visit examsoft.com/msr or by accessing the QR code below.



TECHNICAL SUPPORT

support@examsoft.com or call 866-429-8889

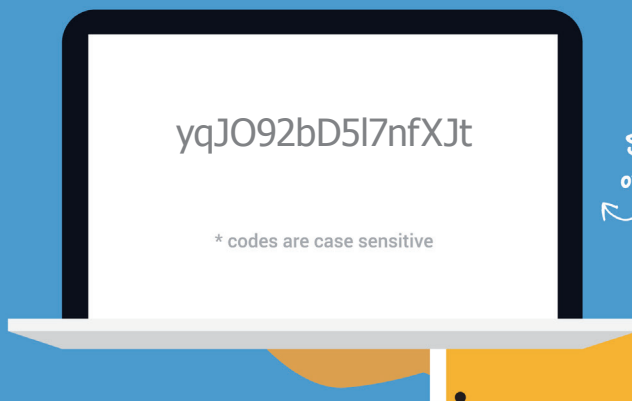


©2017 ExamSoft Worldwide, Inc.



EXAM TAKER ACTIVATION CARD

To activate, scratch off the code below, and enter it at:
<http://www.examssoft.com/seminolenursing>



How to activate your card for use (in 4 easy steps!)

1

Check your system requirements. Login to your school's ExamSoft URL (above).

2

Download/register SofTest. Activate your license by entering the code above.

3

On exam day, make sure your laptop is fully charged (bring your power cable).

4

After the exam, connect to the Internet, launch SofTest; and your exam(s) will upload.

EXAM TAKER ACTIVATION CARD SYSTEM REQUIREMENTS

System requirements are subject to change. For the most current requirements, please visit examsoft.com/msr or by accessing the QR code below.



TECHNICAL SUPPORT

support@examsoft.com or call 866-429-8889

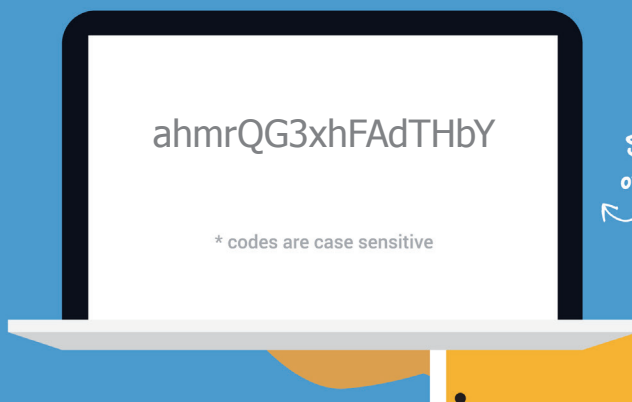


©2017 ExamSoft Worldwide, Inc.



EXAM TAKER ACTIVATION CARD

To activate, scratch off the code below, and enter it at:
<http://www.examssoft.com/seminolenursing>



How to activate your card for use (in 4 easy steps!)

1

Check your system requirements. Login to your school's ExamSoft URL (above).

2

Download/register SofTest. Activate your license by entering the code above.

3

On exam day, make sure your laptop is fully charged (bring your power cable).

4

After the exam, connect to the Internet, launch SofTest; and your exam(s) will upload.

EXAM TAKER ACTIVATION CARD SYSTEM REQUIREMENTS

System requirements are subject to change. For the most current requirements, please visit examsoft.com/msr or by accessing the QR code below.



TECHNICAL SUPPORT

support@examsoft.com or call 866-429-8889

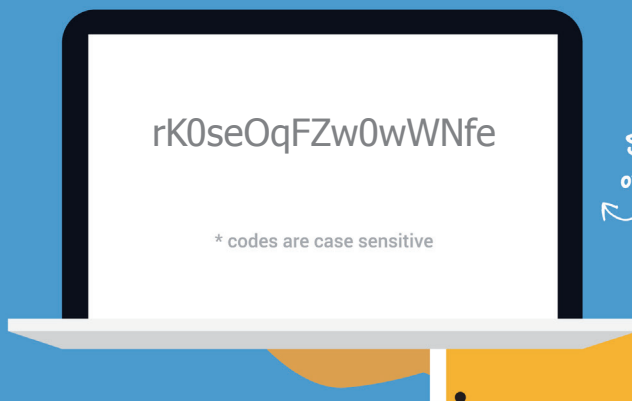


©2017 ExamSoft Worldwide, Inc.



EXAM TAKER ACTIVATION CARD

To activate, scratch off the code below, and enter it at:
<http://www.examssoft.com/seminolenursing>



How to activate your card for use (in 4 easy steps!)

1

Check your system requirements. Login to your school's ExamSoft URL (above).

2

Download/register SofTest. Activate your license by entering the code above.

3

On exam day, make sure your laptop is fully charged (bring your power cable).

4

After the exam, connect to the Internet, launch SofTest; and your exam(s) will upload.

EXAM TAKER ACTIVATION CARD SYSTEM REQUIREMENTS

System requirements are subject to change. For the most current requirements, please visit examsoft.com/msr or by accessing the QR code below.



TECHNICAL SUPPORT

support@examsoft.com or call 866-429-8889

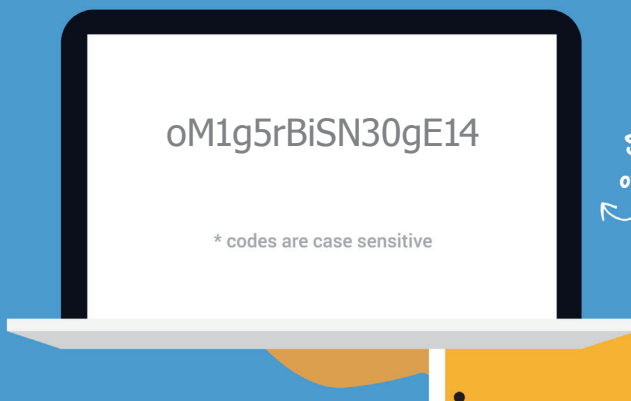


©2017 ExamSoft Worldwide, Inc.



EXAM TAKER ACTIVATION CARD

To activate, scratch off the code below, and enter it at:
<http://www.examssoft.com/seminolenursing>



How to activate your card for use (in 4 easy steps!)

1

Check your system requirements. Login to your school's ExamSoft URL (above).

2

Download/register SofTest. Activate your license by entering the code above.

3

On exam day, make sure your laptop is fully charged (bring your power cable).

4

After the exam, connect to the Internet, launch SofTest; and your exam(s) will upload.

EXAM TAKER ACTIVATION CARD SYSTEM REQUIREMENTS

System requirements are subject to change. For the most current requirements, please visit examsoft.com/msr or by accessing the QR code below.



TECHNICAL SUPPORT

support@examsoft.com or call 866-429-8889

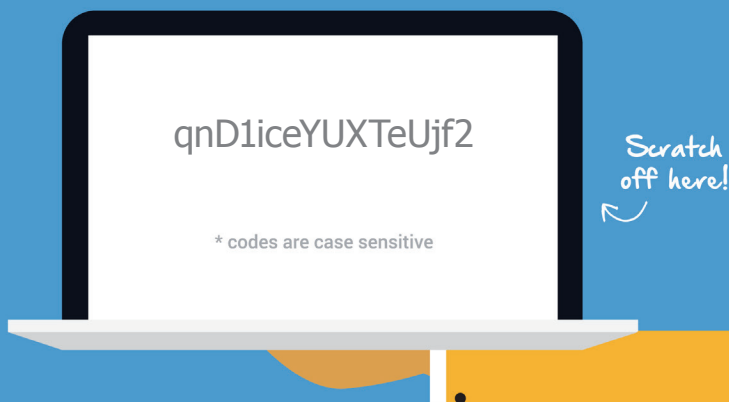


©2017 ExamSoft Worldwide, Inc.



EXAM TAKER ACTIVATION CARD

To activate, scratch off the code below, and enter it at:
<http://www.examssoft.com/seminolenursing>



How to activate your card for use (in 4 easy steps!)

1

Check your system requirements. Login to your school's ExamSoft URL (above).

2

Download/register SofTest. Activate your license by entering the code above.

3

On exam day, make sure your laptop is fully charged (bring your power cable).

4

After the exam, connect to the Internet, launch SofTest; and your exam(s) will upload.

EXAM TAKER ACTIVATION CARD SYSTEM REQUIREMENTS

System requirements are subject to change. For the most current requirements, please visit examsoft.com/msr or by accessing the QR code below.



TECHNICAL SUPPORT

support@examsoft.com or call 866-429-8889

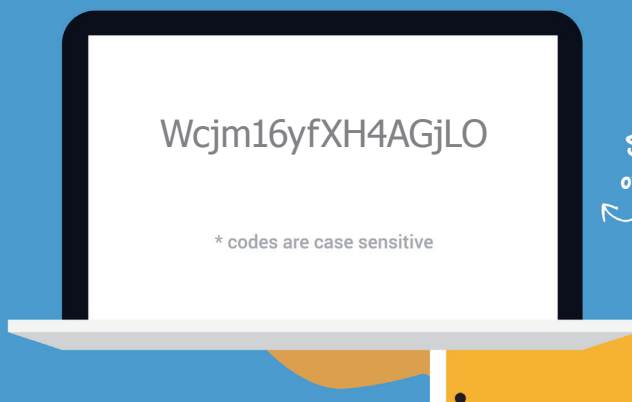


©2017 ExamSoft Worldwide, Inc.



EXAM TAKER ACTIVATION CARD

To activate, scratch off the code below, and enter it at:
<http://www.examssoft.com/seminolenursing>



How to activate your card for use (in 4 easy steps!)

1

Check your system requirements. Login to your school's ExamSoft URL (above).

2

Download/register SofTest. Activate your license by entering the code above.

3

On exam day, make sure your laptop is fully charged (bring your power cable).

4

After the exam, connect to the Internet, launch SofTest; and your exam(s) will upload.

EXAM TAKER ACTIVATION CARD SYSTEM REQUIREMENTS

System requirements are subject to change. For the most current requirements, please visit examsoft.com/msr or by accessing the QR code below.



TECHNICAL SUPPORT

support@examsoft.com or call 866-429-8889

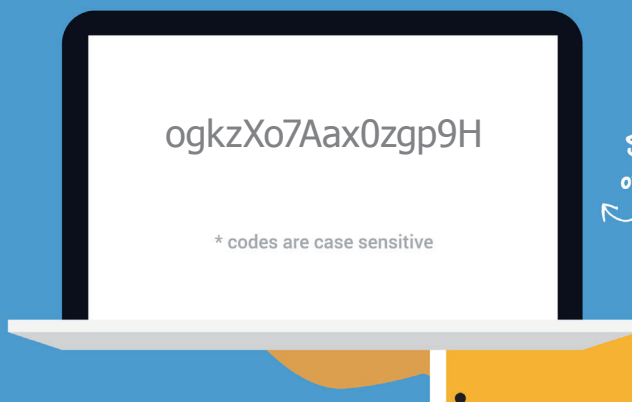


©2017 ExamSoft Worldwide, Inc.



EXAM TAKER ACTIVATION CARD

To activate, scratch off the code below, and enter it at:
<http://www.examssoft.com/seminolenursing>



How to activate your card for use (in 4 easy steps!)

1

Check your system requirements. Login to your school's ExamSoft URL (above).

2

Download/register SofTest. Activate your license by entering the code above.

3

On exam day, make sure your laptop is fully charged (bring your power cable).

4

After the exam, connect to the Internet, launch SofTest; and your exam(s) will upload.

EXAM TAKER ACTIVATION CARD SYSTEM REQUIREMENTS

System requirements are subject to change. For the most current requirements, please visit examsoft.com/msr or by accessing the QR code below.



TECHNICAL SUPPORT

support@examsoft.com or call 866-429-8889

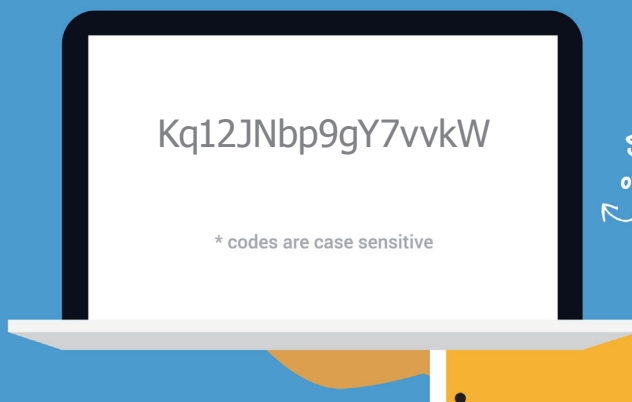


©2017 ExamSoft Worldwide, Inc.



EXAM TAKER ACTIVATION CARD

To activate, scratch off the code below, and enter it at:
<http://www.examssoft.com/seminolenursing>



How to activate your card for use (in 4 easy steps!)

1

Check your system requirements. Login to your school's ExamSoft URL (above).

2

Download/register SofTest. Activate your license by entering the code above.

3

On exam day, make sure your laptop is fully charged (bring your power cable).

4

After the exam, connect to the Internet, launch SofTest; and your exam(s) will upload.

EXAM TAKER ACTIVATION CARD SYSTEM REQUIREMENTS

System requirements are subject to change. For the most current requirements, please visit examsoft.com/msr or by accessing the QR code below.



TECHNICAL SUPPORT

support@examsoft.com or call 866-429-8889

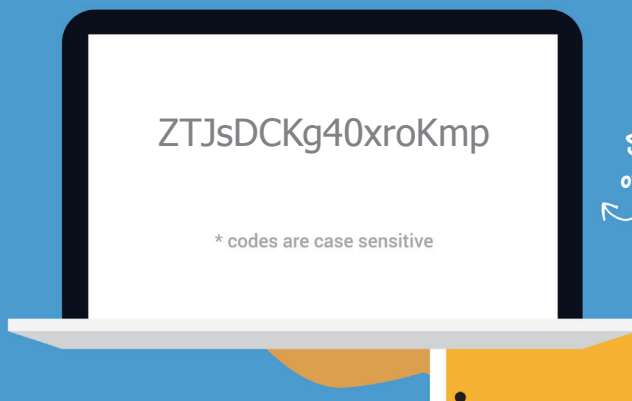


©2017 ExamSoft Worldwide, Inc.



EXAM TAKER ACTIVATION CARD

To activate, scratch off the code below, and enter it at:
<http://www.examssoft.com/seminolenursing>



How to activate your card for use (in 4 easy steps!)

1

Check your system requirements. Login to your school's ExamSoft URL (above).

2

Download/register SofTest. Activate your license by entering the code above.

3

On exam day, make sure your laptop is fully charged (bring your power cable).

4

After the exam, connect to the Internet, launch SofTest; and your exam(s) will upload.

EXAM TAKER ACTIVATION CARD SYSTEM REQUIREMENTS

System requirements are subject to change. For the most current requirements, please visit examsoft.com/msr or by accessing the QR code below.



TECHNICAL SUPPORT

support@examsoft.com or call 866-429-8889

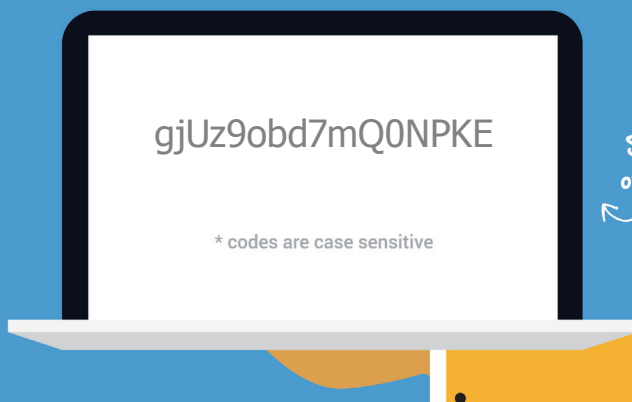


©2017 ExamSoft Worldwide, Inc.



EXAM TAKER ACTIVATION CARD

To activate, scratch off the code below, and enter it at:
<http://www.examssoft.com/seminolenursing>



How to activate your card for use (in 4 easy steps!)

1

Check your system requirements. Login to your school's ExamSoft URL (above).

2

Download/register SofTest. Activate your license by entering the code above.

3

On exam day, make sure your laptop is fully charged (bring your power cable).

4

After the exam, connect to the Internet, launch SofTest; and your exam(s) will upload.

EXAM TAKER ACTIVATION CARD SYSTEM REQUIREMENTS

System requirements are subject to change. For the most current requirements, please visit examsoft.com/msr or by accessing the QR code below.



TECHNICAL SUPPORT

support@examsoft.com or call 866-429-8889

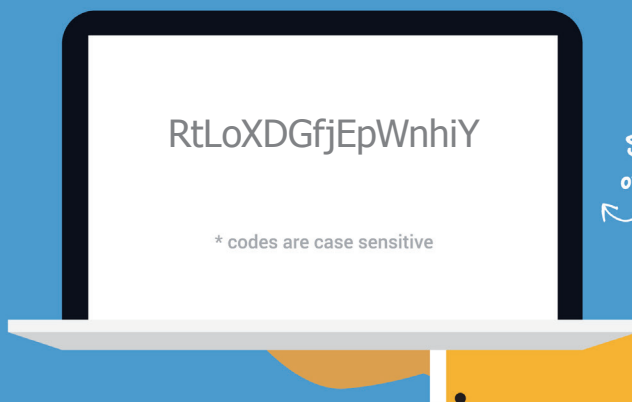


©2017 ExamSoft Worldwide, Inc.



EXAM TAKER ACTIVATION CARD

To activate, scratch off the code below, and enter it at:
<http://www.examssoft.com/seminolenursing>



How to activate your card for use (in 4 easy steps!)

1

Check your system requirements. Login to your school's ExamSoft URL (above).

2

Download/register SofTest. Activate your license by entering the code above.

3

On exam day, make sure your laptop is fully charged (bring your power cable).

4

After the exam, connect to the Internet, launch SofTest; and your exam(s) will upload.

EXAM TAKER ACTIVATION CARD SYSTEM REQUIREMENTS

System requirements are subject to change. For the most current requirements, please visit examsoft.com/msr or by accessing the QR code below.



TECHNICAL SUPPORT

support@examsoft.com or call 866-429-8889

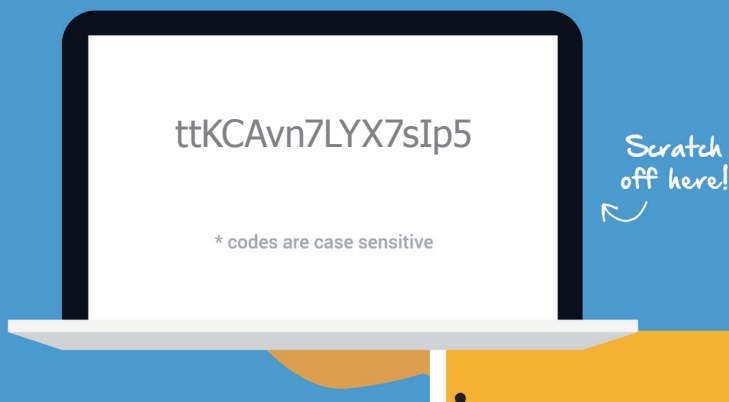


©2017 ExamSoft Worldwide, Inc.



EXAM TAKER ACTIVATION CARD

To activate, scratch off the code below, and enter it at:
<http://www.examssoft.com/seminolenursing>



How to activate your card for use (in 4 easy steps!)

1

Check your system requirements. Login to your school's ExamSoft URL (above).

2

Download/register SofTest. Activate your license by entering the code above.

3

On exam day, make sure your laptop is fully charged (bring your power cable).

4

After the exam, connect to the Internet, launch SofTest; and your exam(s) will upload.

EXAM TAKER ACTIVATION CARD SYSTEM REQUIREMENTS

System requirements are subject to change. For the most current requirements, please visit examsoft.com/msr or by accessing the QR code below.



TECHNICAL SUPPORT

support@examsoft.com or call 866-429-8889

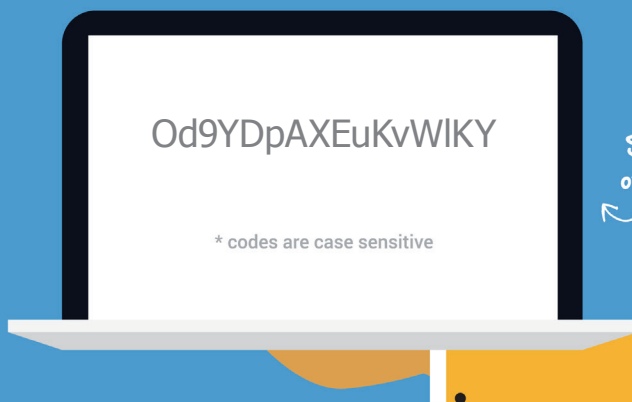


©2017 ExamSoft Worldwide, Inc.



EXAM TAKER ACTIVATION CARD

To activate, scratch off the code below, and enter it at:
<http://www.examssoft.com/seminolenursing>



How to activate your card for use (in 4 easy steps!)

1

Check your system requirements. Login to your school's ExamSoft URL (above).

2

Download/register SofTest. Activate your license by entering the code above.

3

On exam day, make sure your laptop is fully charged (bring your power cable).

4

After the exam, connect to the Internet, launch SofTest; and your exam(s) will upload.

EXAM TAKER ACTIVATION CARD SYSTEM REQUIREMENTS

System requirements are subject to change. For the most current requirements, please visit examsoft.com/msr or by accessing the QR code below.



TECHNICAL SUPPORT

support@examsoft.com or call 866-429-8889

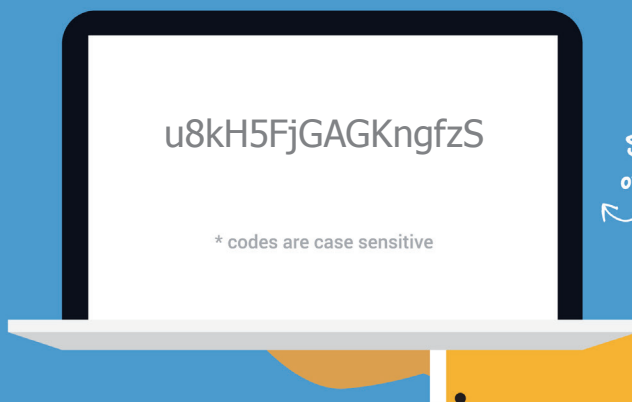


©2017 ExamSoft Worldwide, Inc.



EXAM TAKER ACTIVATION CARD

To activate, scratch off the code below, and enter it at:
<http://www.examssoft.com/seminolenursing>



How to activate your card for use (in 4 easy steps!)

1

Check your system requirements. Login to your school's ExamSoft URL (above).

2

Download/register SofTest. Activate your license by entering the code above.

3

On exam day, make sure your laptop is fully charged (bring your power cable).

4

After the exam, connect to the Internet, launch SofTest; and your exam(s) will upload.

EXAM TAKER ACTIVATION CARD SYSTEM REQUIREMENTS

System requirements are subject to change. For the most current requirements, please visit examsoft.com/msr or by accessing the QR code below.



TECHNICAL SUPPORT

support@examsoft.com or call 866-429-8889

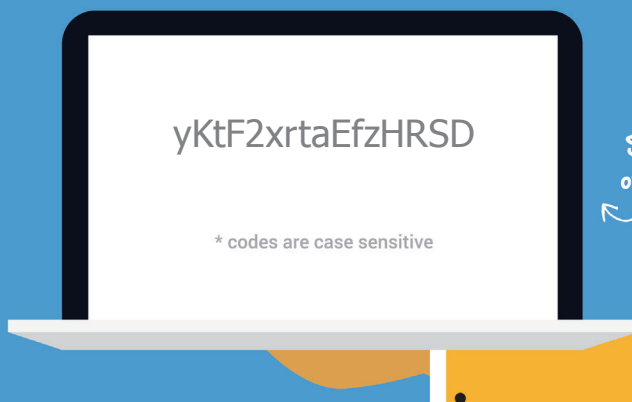


©2017 ExamSoft Worldwide, Inc.



EXAM TAKER ACTIVATION CARD

To activate, scratch off the code below, and enter it at:
<http://www.examssoft.com/seminolenursing>



How to activate your card for use (in 4 easy steps!)

1

Check your system requirements. Login to your school's ExamSoft URL (above).

2

Download/register SofTest. Activate your license by entering the code above.

3

On exam day, make sure your laptop is fully charged (bring your power cable).

4

After the exam, connect to the Internet, launch SofTest; and your exam(s) will upload.

EXAM TAKER ACTIVATION CARD SYSTEM REQUIREMENTS

System requirements are subject to change. For the most current requirements, please visit examsoft.com/msr or by accessing the QR code below.



TECHNICAL SUPPORT

support@examsoft.com or call 866-429-8889

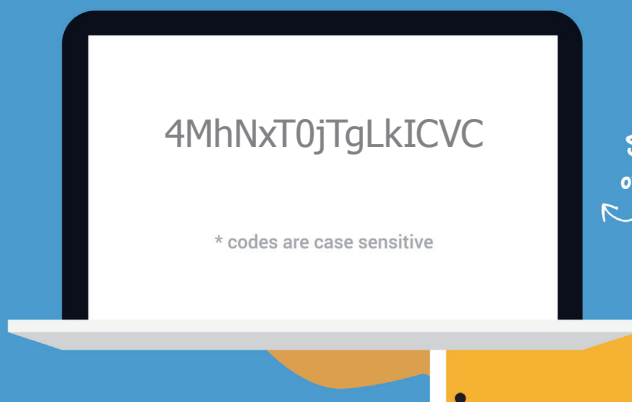


©2017 ExamSoft Worldwide, Inc.



EXAM TAKER ACTIVATION CARD

To activate, scratch off the code below, and enter it at:
<http://www.examssoft.com/seminolenursing>



How to activate your card for use (in 4 easy steps!)

1

Check your system requirements. Login to your school's ExamSoft URL (above).

2

Download/register SofTest. Activate your license by entering the code above.

3

On exam day, make sure your laptop is fully charged (bring your power cable).

4

After the exam, connect to the Internet, launch SofTest; and your exam(s) will upload.

EXAM TAKER ACTIVATION CARD SYSTEM REQUIREMENTS

System requirements are subject to change. For the most current requirements, please visit examsoft.com/msr or by accessing the QR code below.



TECHNICAL SUPPORT

support@examsoft.com or call 866-429-8889

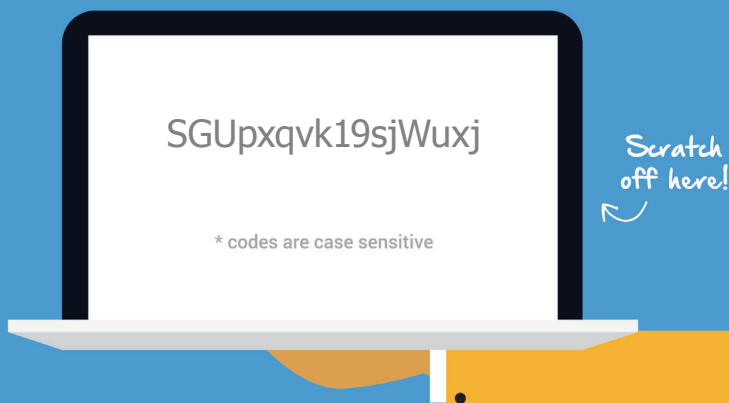


©2017 ExamSoft Worldwide, Inc.



EXAM TAKER ACTIVATION CARD

To activate, scratch off the code below, and enter it at:
<http://www.examssoft.com/seminolenursing>



How to activate your card for use (in 4 easy steps!)

1

Check your system requirements. Login to your school's ExamSoft URL (above).

2

Download/register SofTest. Activate your license by entering the code above.

3

On exam day, make sure your laptop is fully charged (bring your power cable).

4

After the exam, connect to the Internet, launch SofTest; and your exam(s) will upload.

EXAM TAKER ACTIVATION CARD SYSTEM REQUIREMENTS

System requirements are subject to change. For the most current requirements, please visit examsoft.com/msr or by accessing the QR code below.



TECHNICAL SUPPORT

support@examsoft.com or call 866-429-8889

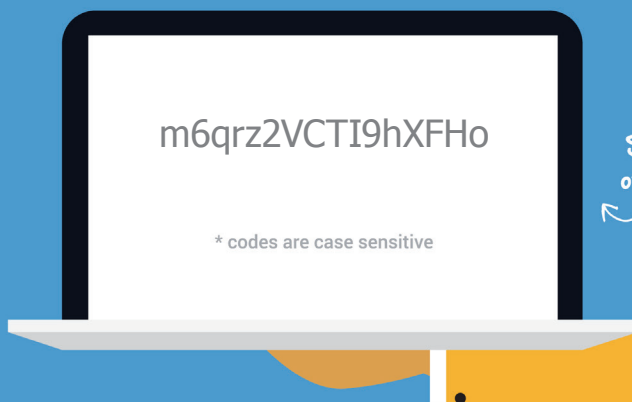


©2017 ExamSoft Worldwide, Inc.



EXAM TAKER ACTIVATION CARD

To activate, scratch off the code below, and enter it at:
<http://www.examssoft.com/seminolenursing>



How to activate your card for use (in 4 easy steps!)

1

Check your system requirements. Login to your school's ExamSoft URL (above).

2

Download/register SofTest. Activate your license by entering the code above.

3

On exam day, make sure your laptop is fully charged (bring your power cable).

4

After the exam, connect to the Internet, launch SofTest; and your exam(s) will upload.

EXAM TAKER ACTIVATION CARD SYSTEM REQUIREMENTS

System requirements are subject to change. For the most current requirements, please visit examsoft.com/msr or by accessing the QR code below.



TECHNICAL SUPPORT

support@examsoft.com or call 866-429-8889

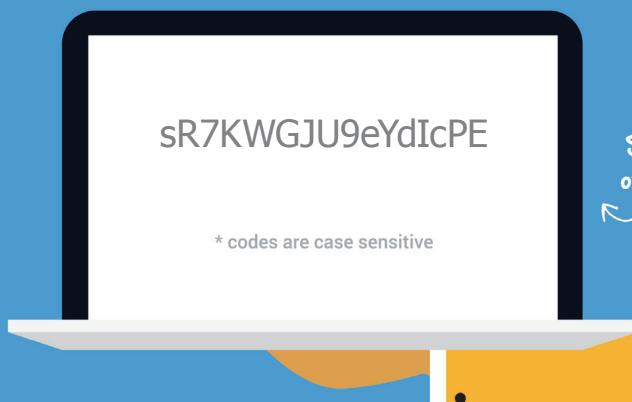


©2017 ExamSoft Worldwide, Inc.



EXAM TAKER ACTIVATION CARD

To activate, scratch off the code below, and enter it at:
<http://www.examssoft.com/seminolenursing>



How to activate your card for use (in 4 easy steps!)

1

Check your system requirements. Login to your school's ExamSoft URL (above).

2

Download/register SofTest. Activate your license by entering the code above.

3

On exam day, make sure your laptop is fully charged (bring your power cable).

4

After the exam, connect to the Internet, launch SofTest; and your exam(s) will upload.

EXAM TAKER ACTIVATION CARD SYSTEM REQUIREMENTS

System requirements are subject to change. For the most current requirements, please visit examsoft.com/msr or by accessing the QR code below.



TECHNICAL SUPPORT

support@examsoft.com or call 866-429-8889

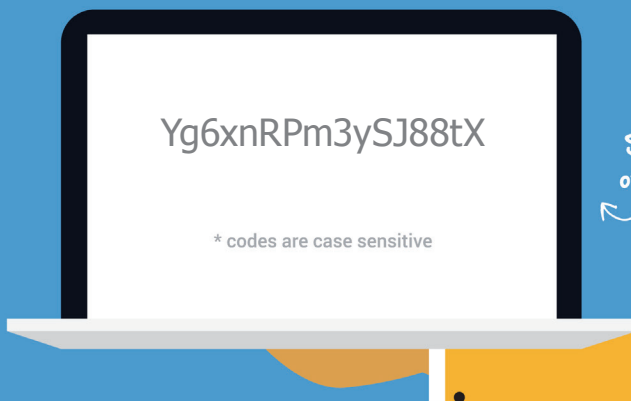


©2017 ExamSoft Worldwide, Inc.



EXAM TAKER ACTIVATION CARD

To activate, scratch off the code below, and enter it at:
<http://www.examssoft.com/seminolenursing>



How to activate your card for use (in 4 easy steps!)

1

Check your system requirements. Login to your school's ExamSoft URL (above).

2

Download/register SofTest. Activate your license by entering the code above.

3

On exam day, make sure your laptop is fully charged (bring your power cable).

4

After the exam, connect to the Internet, launch SofTest; and your exam(s) will upload.

EXAM TAKER ACTIVATION CARD SYSTEM REQUIREMENTS

System requirements are subject to change. For the most current requirements, please visit examsoft.com/msr or by accessing the QR code below.



TECHNICAL SUPPORT

support@examsoft.com or call 866-429-8889

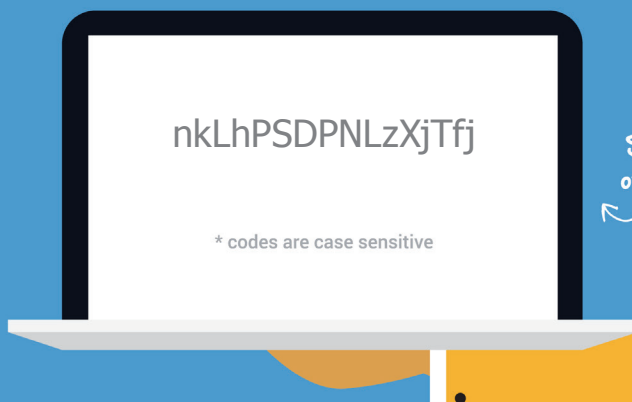


©2017 ExamSoft Worldwide, Inc.



EXAM TAKER ACTIVATION CARD

To activate, scratch off the code below, and enter it at:
<http://www.examssoft.com/seminolenursing>



How to activate your card for use (in 4 easy steps!)

1

Check your system requirements. Login to your school's ExamSoft URL (above).

2

Download/register SofTest. Activate your license by entering the code above.

3

On exam day, make sure your laptop is fully charged (bring your power cable).

4

After the exam, connect to the Internet, launch SofTest; and your exam(s) will upload.

EXAM TAKER ACTIVATION CARD SYSTEM REQUIREMENTS

System requirements are subject to change. For the most current requirements, please visit examsoft.com/msr or by accessing the QR code below.



TECHNICAL SUPPORT

support@examsoft.com or call 866-429-8889

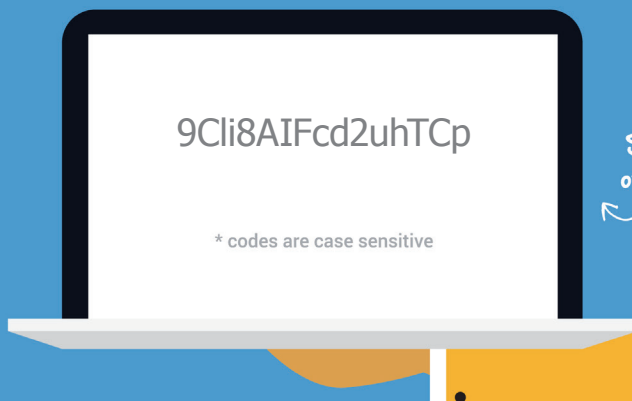


©2017 ExamSoft Worldwide, Inc.



EXAM TAKER ACTIVATION CARD

To activate, scratch off the code below, and enter it at:
<http://www.examssoft.com/seminolenursing>



How to activate your card for use (in 4 easy steps!)

1

Check your system requirements. Login to your school's ExamSoft URL (above).

2

Download/register SofTest. Activate your license by entering the code above.

3

On exam day, make sure your laptop is fully charged (bring your power cable).

4

After the exam, connect to the Internet, launch SofTest; and your exam(s) will upload.

EXAM TAKER ACTIVATION CARD SYSTEM REQUIREMENTS

System requirements are subject to change. For the most current requirements, please visit examsoft.com/msr or by accessing the QR code below.



TECHNICAL SUPPORT

support@examsoft.com or call 866-429-8889

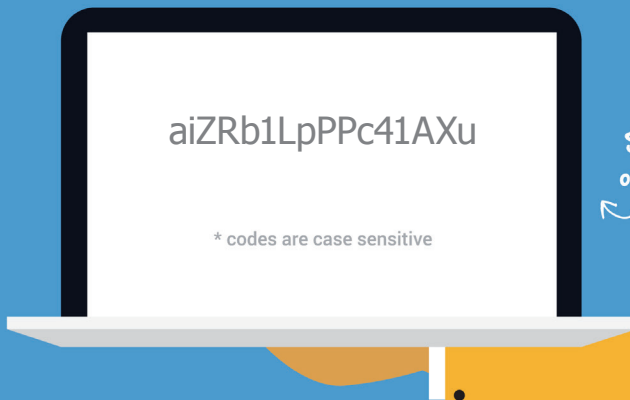


©2017 ExamSoft Worldwide, Inc.



EXAM TAKER ACTIVATION CARD

To activate, scratch off the code below, and enter it at:
<http://www.examssoft.com/seminolenursing>



How to activate your card for use (in 4 easy steps!)

1

Check your system requirements. Login to your school's ExamSoft URL (above).

2

Download/register SofTest. Activate your license by entering the code above.

3

On exam day, make sure your laptop is fully charged (bring your power cable).

4

After the exam, connect to the Internet, launch SofTest; and your exam(s) will upload.

EXAM TAKER ACTIVATION CARD SYSTEM REQUIREMENTS

System requirements are subject to change. For the most current requirements, please visit examsoft.com/msr or by accessing the QR code below.



TECHNICAL SUPPORT

support@examsoft.com or call 866-429-8889

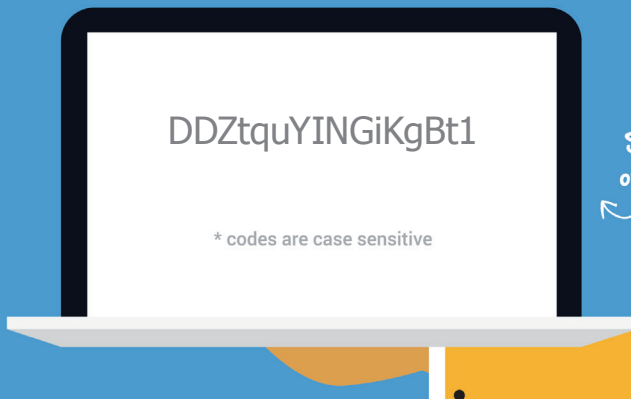


©2017 ExamSoft Worldwide, Inc.



EXAM TAKER ACTIVATION CARD

To activate, scratch off the code below, and enter it at:
<http://www.examssoft.com/seminolenursing>



How to activate your card for use (in 4 easy steps!)

1

Check your system requirements. Login to your school's ExamSoft URL (above).

2

Download/register SofTest. Activate your license by entering the code above.

3

On exam day, make sure your laptop is fully charged (bring your power cable).

4

After the exam, connect to the Internet, launch SofTest; and your exam(s) will upload.

EXAM TAKER ACTIVATION CARD SYSTEM REQUIREMENTS

System requirements are subject to change. For the most current requirements, please visit examsoft.com/msr or by accessing the QR code below.



TECHNICAL SUPPORT

support@examsoft.com or call 866-429-8889

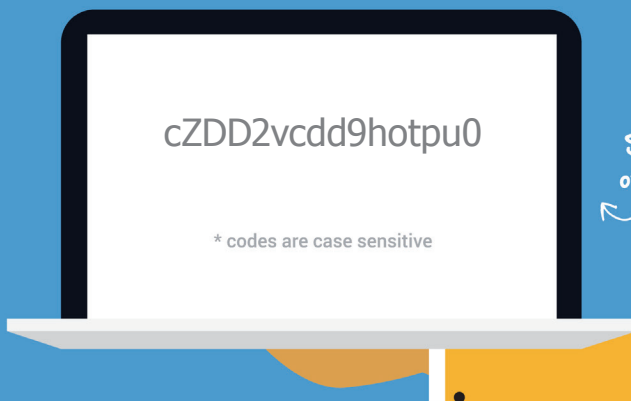


©2017 ExamSoft Worldwide, Inc.



EXAM TAKER ACTIVATION CARD

To activate, scratch off the code below, and enter it at:
<http://www.examssoft.com/seminolenursing>



How to activate your card for use (in 4 easy steps!)

1

Check your system requirements. Login to your school's ExamSoft URL (above).

2

Download/register SofTest. Activate your license by entering the code above.

3

On exam day, make sure your laptop is fully charged (bring your power cable).

4

After the exam, connect to the Internet, launch SofTest; and your exam(s) will upload.

EXAM TAKER ACTIVATION CARD SYSTEM REQUIREMENTS

System requirements are subject to change. For the most current requirements, please visit examsoft.com/msr or by accessing the QR code below.



TECHNICAL SUPPORT

support@examsoft.com or call 866-429-8889

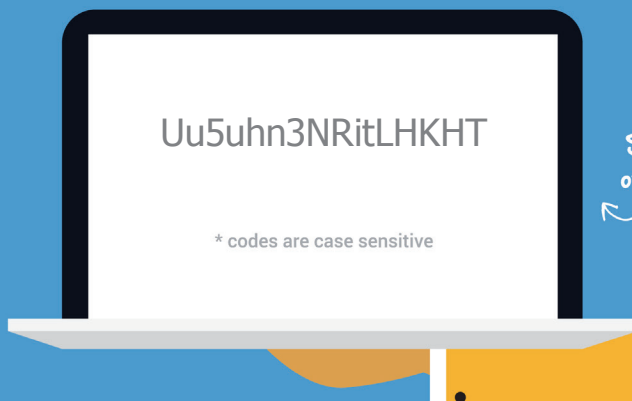


©2017 ExamSoft Worldwide, Inc.



EXAM TAKER ACTIVATION CARD

To activate, scratch off the code below, and enter it at:
<http://www.examssoft.com/seminolenursing>



How to activate your card for use (in 4 easy steps!)

1

Check your system requirements. Login to your school's ExamSoft URL (above).

2

Download/register SofTest. Activate your license by entering the code above.

3

On exam day, make sure your laptop is fully charged (bring your power cable).

4

After the exam, connect to the Internet, launch SofTest; and your exam(s) will upload.

EXAM TAKER ACTIVATION CARD SYSTEM REQUIREMENTS

System requirements are subject to change. For the most current requirements, please visit examsoft.com/msr or by accessing the QR code below.



TECHNICAL SUPPORT

support@examsoft.com or call 866-429-8889

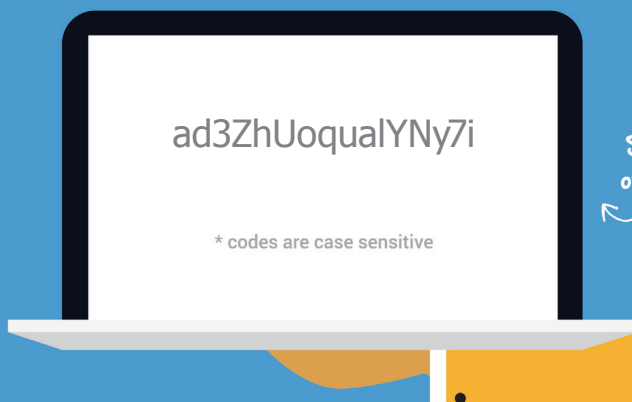


©2017 ExamSoft Worldwide, Inc.



EXAM TAKER ACTIVATION CARD

To activate, scratch off the code below, and enter it at:
<http://www.examssoft.com/seminolenursing>



How to activate your card for use (in 4 easy steps!)

1

Check your system requirements. Login to your school's ExamSoft URL (above).

2

Download/register SofTest. Activate your license by entering the code above.

3

On exam day, make sure your laptop is fully charged (bring your power cable).

4

After the exam, connect to the Internet, launch SofTest; and your exam(s) will upload.

EXAM TAKER ACTIVATION CARD SYSTEM REQUIREMENTS

System requirements are subject to change. For the most current requirements, please visit examsoft.com/msr or by accessing the QR code below.



TECHNICAL SUPPORT

support@examsoft.com or call 866-429-8889

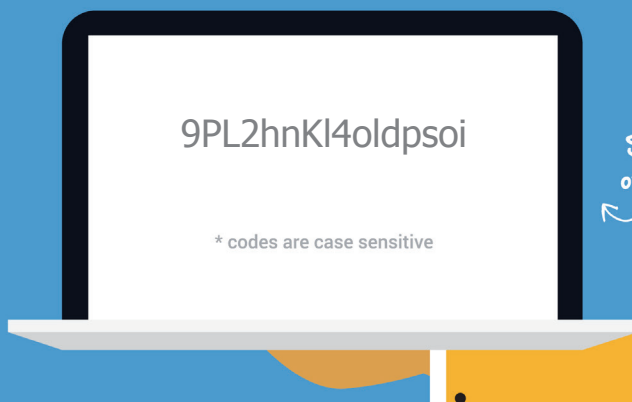


©2017 ExamSoft Worldwide, Inc.



EXAM TAKER ACTIVATION CARD

To activate, scratch off the code below, and enter it at:
<http://www.examssoft.com/seminolenursing>



How to activate your card for use (in 4 easy steps!)

1

Check your system requirements. Login to your school's ExamSoft URL (above).

2

Download/register SofTest. Activate your license by entering the code above.

3

On exam day, make sure your laptop is fully charged (bring your power cable).

4

After the exam, connect to the Internet, launch SofTest; and your exam(s) will upload.

EXAM TAKER ACTIVATION CARD SYSTEM REQUIREMENTS

System requirements are subject to change. For the most current requirements, please visit examsoft.com/msr or by accessing the QR code below.



TECHNICAL SUPPORT

support@examsoft.com or call 866-429-8889

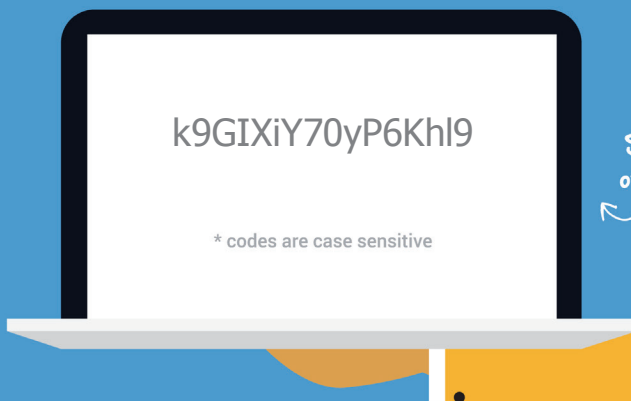


©2017 ExamSoft Worldwide, Inc.



EXAM TAKER ACTIVATION CARD

To activate, scratch off the code below, and enter it at:
<http://www.examssoft.com/seminolenursing>



How to activate your card for use (in 4 easy steps!)

1

Check your system requirements. Login to your school's ExamSoft URL (above).

2

Download/register SofTest. Activate your license by entering the code above.

3

On exam day, make sure your laptop is fully charged (bring your power cable).

4

After the exam, connect to the Internet, launch SofTest; and your exam(s) will upload.

EXAM TAKER ACTIVATION CARD SYSTEM REQUIREMENTS

System requirements are subject to change. For the most current requirements, please visit examsoft.com/msr or by accessing the QR code below.



TECHNICAL SUPPORT

support@examsoft.com or call 866-429-8889

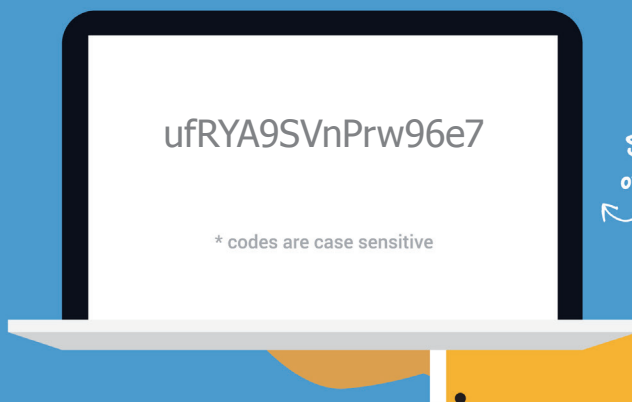


©2017 ExamSoft Worldwide, Inc.



EXAM TAKER ACTIVATION CARD

To activate, scratch off the code below, and enter it at:
<http://www.examssoft.com/seminolenursing>



How to activate your card for use (in 4 easy steps!)

1

Check your system requirements. Login to your school's ExamSoft URL (above).

2

Download/register SofTest. Activate your license by entering the code above.

3

On exam day, make sure your laptop is fully charged (bring your power cable).

4

After the exam, connect to the Internet, launch SofTest; and your exam(s) will upload.

EXAM TAKER ACTIVATION CARD SYSTEM REQUIREMENTS

System requirements are subject to change. For the most current requirements, please visit examsoft.com/msr or by accessing the QR code below.



TECHNICAL SUPPORT

support@examsoft.com or call 866-429-8889

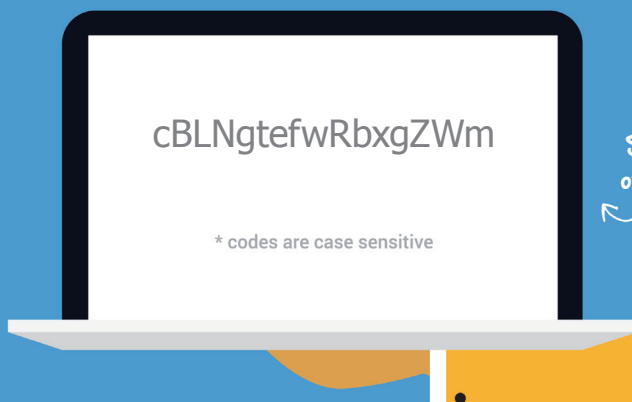


©2017 ExamSoft Worldwide, Inc.



EXAM TAKER ACTIVATION CARD

To activate, scratch off the code below, and enter it at:
<http://www.examssoft.com/seminolenursing>



How to activate your card for use (in 4 easy steps!)

1

Check your system requirements. Login to your school's ExamSoft URL (above).

2

Download/register SofTest. Activate your license by entering the code above.

3

On exam day, make sure your laptop is fully charged (bring your power cable).

4

After the exam, connect to the Internet, launch SofTest; and your exam(s) will upload.

EXAM TAKER ACTIVATION CARD SYSTEM REQUIREMENTS

System requirements are subject to change. For the most current requirements, please visit examsoft.com/msr or by accessing the QR code below.



TECHNICAL SUPPORT

support@examsoft.com or call 866-429-8889

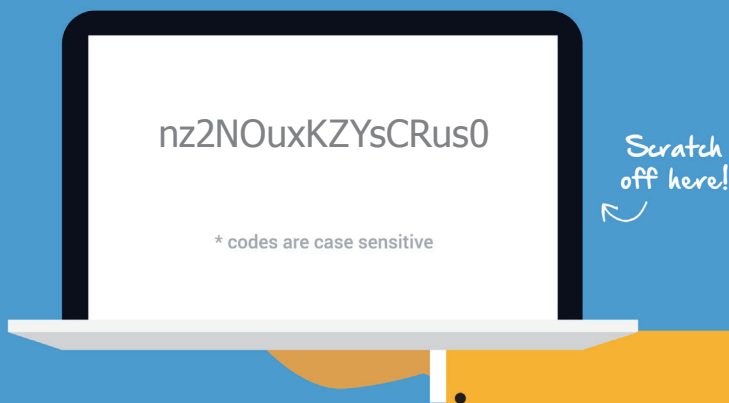


©2017 ExamSoft Worldwide, Inc.



EXAM TAKER ACTIVATION CARD

To activate, scratch off the code below, and enter it at:
<http://www.examssoft.com/seminolenursing>



How to activate your card for use (in 4 easy steps!)

1

Check your system requirements. Login to your school's ExamSoft URL (above).

2

Download/register SofTest. Activate your license by entering the code above.

3

On exam day, make sure your laptop is fully charged (bring your power cable).

4

After the exam, connect to the Internet, launch SofTest; and your exam(s) will upload.

EXAM TAKER ACTIVATION CARD SYSTEM REQUIREMENTS

System requirements are subject to change. For the most current requirements, please visit examsoft.com/msr or by accessing the QR code below.



TECHNICAL SUPPORT

support@examsoft.com or call 866-429-8889

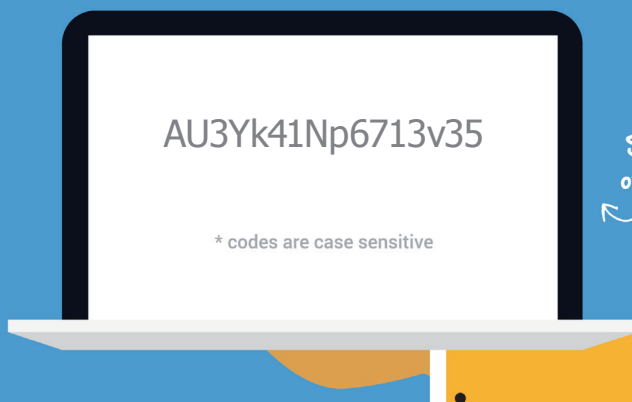


©2017 ExamSoft Worldwide, Inc.



EXAM TAKER ACTIVATION CARD

To activate, scratch off the code below, and enter it at:
<http://www.examssoft.com/seminolenursing>



How to activate your card for use (in 4 easy steps!)

1

Check your system requirements. Login to your school's ExamSoft URL (above).

2

Download/register SofTest. Activate your license by entering the code above.

3

On exam day, make sure your laptop is fully charged (bring your power cable).

4

After the exam, connect to the Internet, launch SofTest; and your exam(s) will upload.

EXAM TAKER ACTIVATION CARD SYSTEM REQUIREMENTS

System requirements are subject to change. For the most current requirements, please visit examsoft.com/msr or by accessing the QR code below.



TECHNICAL SUPPORT

support@examsoft.com or call 866-429-8889

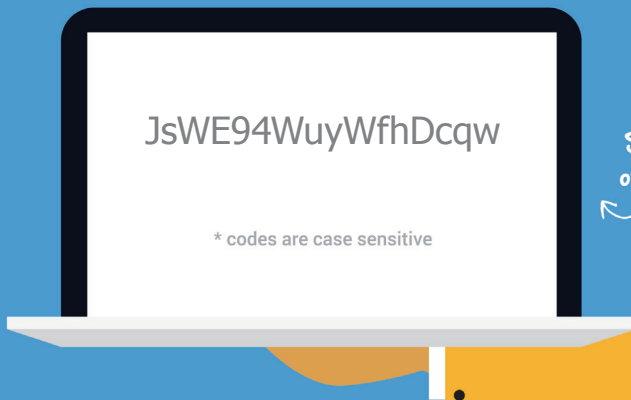


©2017 ExamSoft Worldwide, Inc.



EXAM TAKER ACTIVATION CARD

To activate, scratch off the code below, and enter it at:
<http://www.examssoft.com/seminolenursing>



How to activate your card for use (in 4 easy steps!)

1

Check your system requirements. Login to your school's ExamSoft URL (above).

2

Download/register SofTest. Activate your license by entering the code above.

3

On exam day, make sure your laptop is fully charged (bring your power cable).

4

After the exam, connect to the Internet, launch SofTest; and your exam(s) will upload.

EXAM TAKER ACTIVATION CARD SYSTEM REQUIREMENTS

System requirements are subject to change. For the most current requirements, please visit examsoft.com/msr or by accessing the QR code below.



TECHNICAL SUPPORT

support@examsoft.com or call 866-429-8889

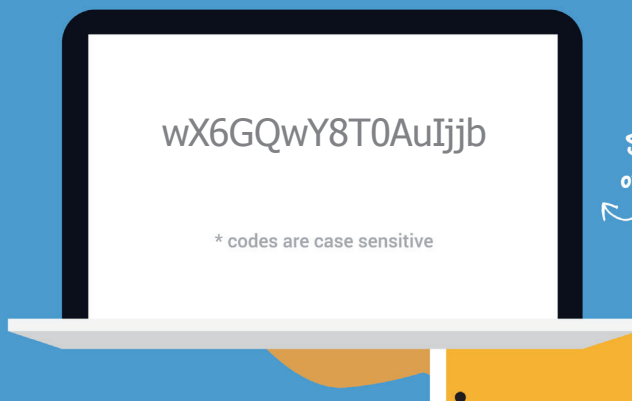


©2017 ExamSoft Worldwide, Inc.



EXAM TAKER ACTIVATION CARD

To activate, scratch off the code below, and enter it at:
<http://www.examssoft.com/seminolenursing>



How to activate your card for use (in 4 easy steps!)

1

Check your system requirements. Login to your school's ExamSoft URL (above).

2

Download/register SofTest. Activate your license by entering the code above.

3

On exam day, make sure your laptop is fully charged (bring your power cable).

4

After the exam, connect to the Internet, launch SofTest; and your exam(s) will upload.

EXAM TAKER ACTIVATION CARD SYSTEM REQUIREMENTS

System requirements are subject to change. For the most current requirements, please visit examsoft.com/msr or by accessing the QR code below.



TECHNICAL SUPPORT

support@examsoft.com or call 866-429-8889

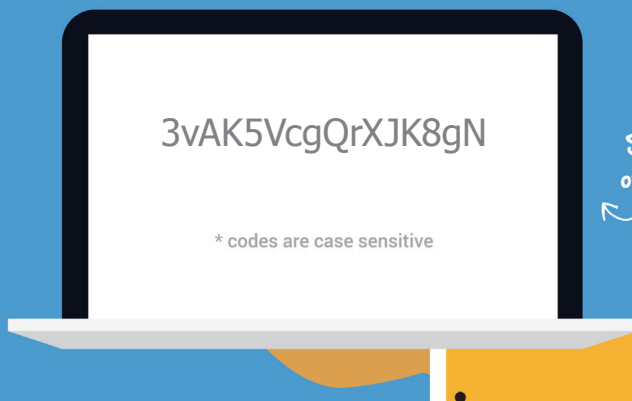


©2017 ExamSoft Worldwide, Inc.



EXAM TAKER ACTIVATION CARD

To activate, scratch off the code below, and enter it at:
<http://www.examssoft.com/seminolenursing>



How to activate your card for use (in 4 easy steps!)

1

Check your system requirements. Login to your school's ExamSoft URL (above).

2

Download/register SofTest. Activate your license by entering the code above.

3

On exam day, make sure your laptop is fully charged (bring your power cable).

4

After the exam, connect to the Internet, launch SofTest; and your exam(s) will upload.

EXAM TAKER ACTIVATION CARD SYSTEM REQUIREMENTS

System requirements are subject to change. For the most current requirements, please visit examsoft.com/msr or by accessing the QR code below.



TECHNICAL SUPPORT

support@examsoft.com or call 866-429-8889

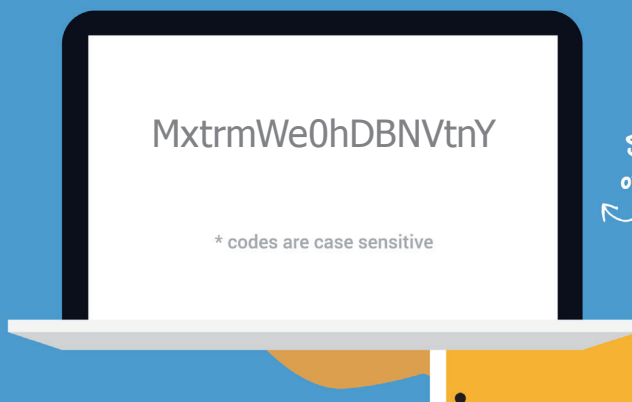


©2017 ExamSoft Worldwide, Inc.



EXAM TAKER ACTIVATION CARD

To activate, scratch off the code below, and enter it at:
<http://www.examssoft.com/seminolenursing>



How to activate your card for use (in 4 easy steps!)

1

Check your system requirements. Login to your school's ExamSoft URL (above).

2

Download/register SofTest. Activate your license by entering the code above.

3

On exam day, make sure your laptop is fully charged (bring your power cable).

4

After the exam, connect to the Internet, launch SofTest; and your exam(s) will upload.

EXAM TAKER ACTIVATION CARD SYSTEM REQUIREMENTS

System requirements are subject to change. For the most current requirements, please visit examsoft.com/msr or by accessing the QR code below.



TECHNICAL SUPPORT

support@examsoft.com or call 866-429-8889

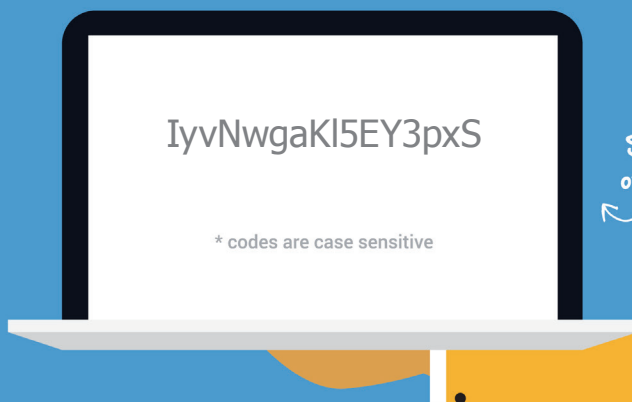


©2017 ExamSoft Worldwide, Inc.



EXAM TAKER ACTIVATION CARD

To activate, scratch off the code below, and enter it at:
<http://www.examssoft.com/seminolenursing>



How to activate your card for use (in 4 easy steps!)

1

Check your system requirements. Login to your school's ExamSoft URL (above).

2

Download/register SofTest. Activate your license by entering the code above.

3

On exam day, make sure your laptop is fully charged (bring your power cable).

4

After the exam, connect to the Internet, launch SofTest; and your exam(s) will upload.

EXAM TAKER ACTIVATION CARD SYSTEM REQUIREMENTS

System requirements are subject to change. For the most current requirements, please visit examsoft.com/msr or by accessing the QR code below.



TECHNICAL SUPPORT

support@examsoft.com or call 866-429-8889

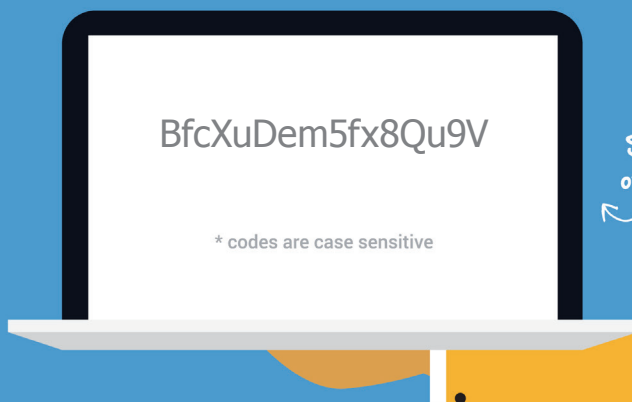


©2017 ExamSoft Worldwide, Inc.



EXAM TAKER ACTIVATION CARD

To activate, scratch off the code below, and enter it at:
<http://www.examssoft.com/seminolenursing>



How to activate your card for use (in 4 easy steps!)

1

Check your system requirements. Login to your school's ExamSoft URL (above).

2

Download/register SofTest. Activate your license by entering the code above.

3

On exam day, make sure your laptop is fully charged (bring your power cable).

4

After the exam, connect to the Internet, launch SofTest; and your exam(s) will upload.

EXAM TAKER ACTIVATION CARD SYSTEM REQUIREMENTS

System requirements are subject to change. For the most current requirements, please visit examsoft.com/msr or by accessing the QR code below.



TECHNICAL SUPPORT

support@examsoft.com or call 866-429-8889

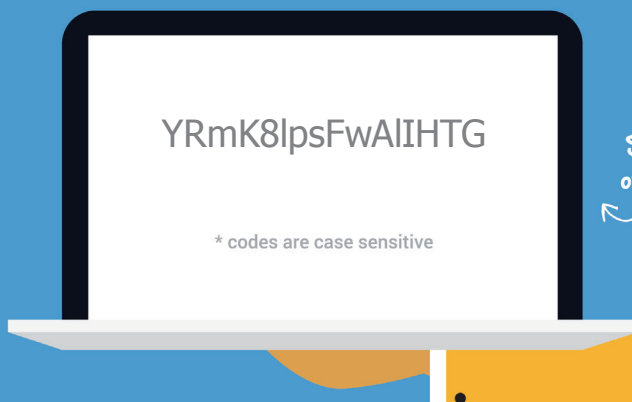


©2017 ExamSoft Worldwide, Inc.



EXAM TAKER ACTIVATION CARD

To activate, scratch off the code below, and enter it at:
<http://www.examssoft.com/seminolenursing>



How to activate your card for use (in 4 easy steps!)

1

Check your system requirements. Login to your school's ExamSoft URL (above).

2

Download/register SofTest. Activate your license by entering the code above.

3

On exam day, make sure your laptop is fully charged (bring your power cable).

4

After the exam, connect to the Internet, launch SofTest; and your exam(s) will upload.

EXAM TAKER ACTIVATION CARD SYSTEM REQUIREMENTS

System requirements are subject to change. For the most current requirements, please visit examsoft.com/msr or by accessing the QR code below.



TECHNICAL SUPPORT

support@examsoft.com or call 866-429-8889

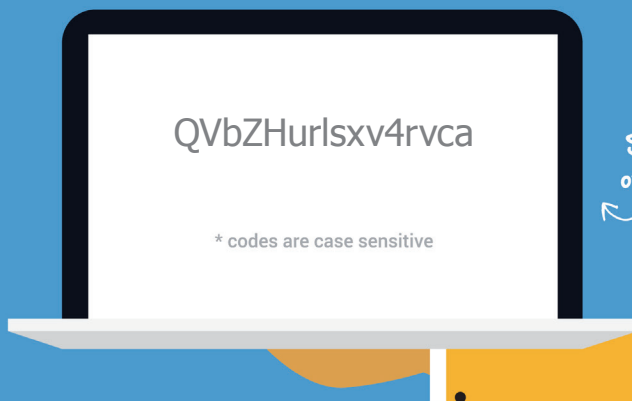


©2017 ExamSoft Worldwide, Inc.



EXAM TAKER ACTIVATION CARD

To activate, scratch off the code below, and enter it at:
<http://www.examssoft.com/seminolenursing>



How to activate your card for use (in 4 easy steps!)

1

Check your system requirements. Login to your school's ExamSoft URL (above).

2

Download/register SofTest. Activate your license by entering the code above.

3

On exam day, make sure your laptop is fully charged (bring your power cable).

4

After the exam, connect to the Internet, launch SofTest; and your exam(s) will upload.

EXAM TAKER ACTIVATION CARD SYSTEM REQUIREMENTS

System requirements are subject to change. For the most current requirements, please visit examsoft.com/msr or by accessing the QR code below.



TECHNICAL SUPPORT

support@examsoft.com or call 866-429-8889

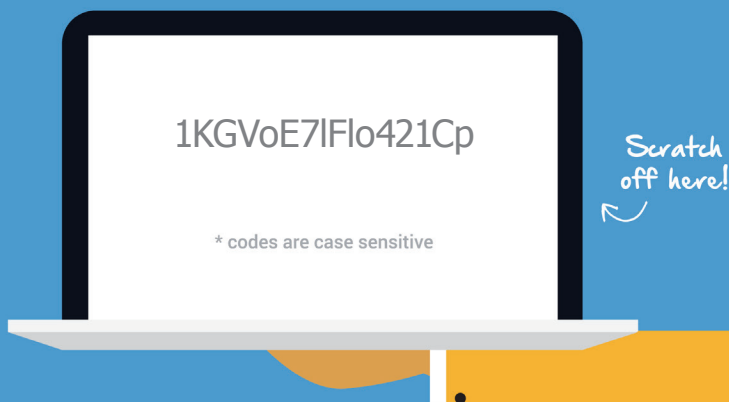


©2017 ExamSoft Worldwide, Inc.



EXAM TAKER ACTIVATION CARD

To activate, scratch off the code below, and enter it at:
<http://www.examssoft.com/seminolenursing>



How to activate your card for use (in 4 easy steps!)

1

Check your system requirements. Login to your school's ExamSoft URL (above).

2

Download/register SofTest. Activate your license by entering the code above.

3

On exam day, make sure your laptop is fully charged (bring your power cable).

4

After the exam, connect to the Internet, launch SofTest; and your exam(s) will upload.

EXAM TAKER ACTIVATION CARD SYSTEM REQUIREMENTS

System requirements are subject to change. For the most current requirements, please visit examsoft.com/msr or by accessing the QR code below.



TECHNICAL SUPPORT

support@examsoft.com or call 866-429-8889

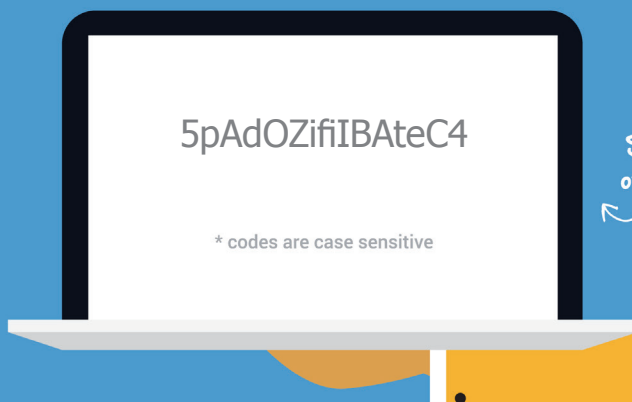


©2017 ExamSoft Worldwide, Inc.



EXAM TAKER ACTIVATION CARD

To activate, scratch off the code below, and enter it at:
<http://www.examssoft.com/seminolenursing>



How to activate your card for use (in 4 easy steps!)

1

Check your system requirements. Login to your school's ExamSoft URL (above).

2

Download/register SofTest. Activate your license by entering the code above.

3

On exam day, make sure your laptop is fully charged (bring your power cable).

4

After the exam, connect to the Internet, launch SofTest; and your exam(s) will upload.

EXAM TAKER ACTIVATION CARD SYSTEM REQUIREMENTS

System requirements are subject to change. For the most current requirements, please visit examsoft.com/msr or by accessing the QR code below.



TECHNICAL SUPPORT

support@examsoft.com or call 866-429-8889

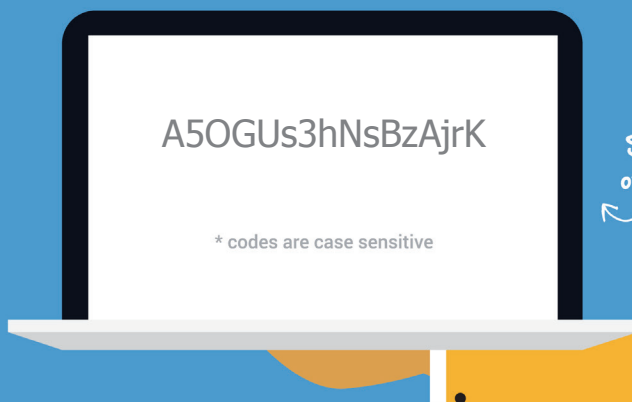


©2017 ExamSoft Worldwide, Inc.



EXAM TAKER ACTIVATION CARD

To activate, scratch off the code below, and enter it at:
<http://www.examssoft.com/seminolenursing>



How to activate your card for use (in 4 easy steps!)

1

Check your system requirements. Login to your school's ExamSoft URL (above).

2

Download/register SofTest. Activate your license by entering the code above.

3

On exam day, make sure your laptop is fully charged (bring your power cable).

4

After the exam, connect to the Internet, launch SofTest; and your exam(s) will upload.

EXAM TAKER ACTIVATION CARD SYSTEM REQUIREMENTS

System requirements are subject to change. For the most current requirements, please visit examsoft.com/msr or by accessing the QR code below.



TECHNICAL SUPPORT

support@examsoft.com or call 866-429-8889

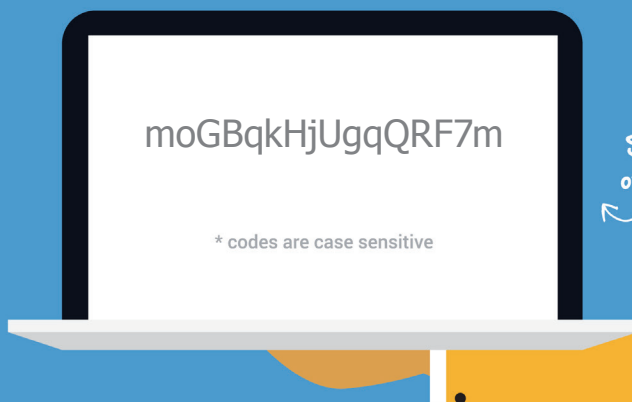


©2017 ExamSoft Worldwide, Inc.



EXAM TAKER ACTIVATION CARD

To activate, scratch off the code below, and enter it at:
<http://www.examssoft.com/seminolenursing>



How to activate your card for use (in 4 easy steps!)

1

Check your system requirements. Login to your school's ExamSoft URL (above).

2

Download/register SofTest. Activate your license by entering the code above.

3

On exam day, make sure your laptop is fully charged (bring your power cable).

4

After the exam, connect to the Internet, launch SofTest; and your exam(s) will upload.

EXAM TAKER ACTIVATION CARD SYSTEM REQUIREMENTS

System requirements are subject to change. For the most current requirements, please visit examsoft.com/msr or by accessing the QR code below.



TECHNICAL SUPPORT

support@examsoft.com or call 866-429-8889

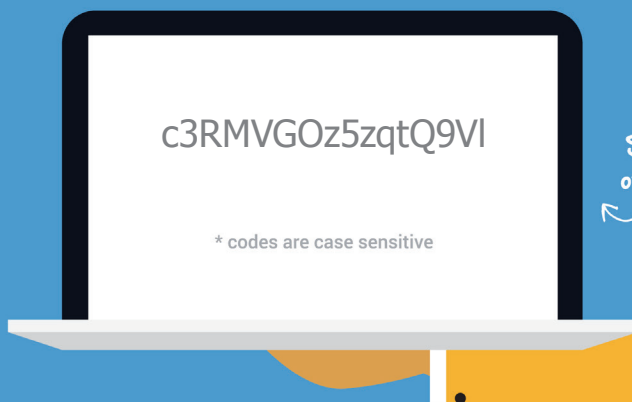


©2017 ExamSoft Worldwide, Inc.



EXAM TAKER ACTIVATION CARD

To activate, scratch off the code below, and enter it at:
<http://www.examssoft.com/seminolenursing>



How to activate your card for use (in 4 easy steps!)

1

Check your system requirements. Login to your school's ExamSoft URL (above).

2

Download/register SofTest. Activate your license by entering the code above.

3

On exam day, make sure your laptop is fully charged (bring your power cable).

4

After the exam, connect to the Internet, launch SofTest; and your exam(s) will upload.

EXAM TAKER ACTIVATION CARD SYSTEM REQUIREMENTS

System requirements are subject to change. For the most current requirements, please visit examsoft.com/msr or by accessing the QR code below.



TECHNICAL SUPPORT

support@examsoft.com or call 866-429-8889

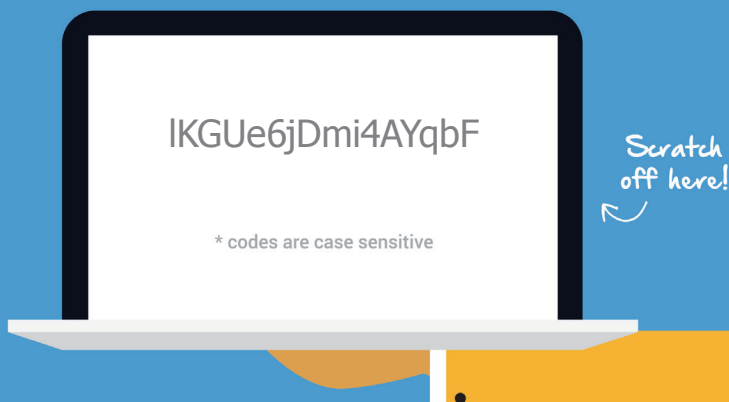


©2017 ExamSoft Worldwide, Inc.



EXAM TAKER ACTIVATION CARD

To activate, scratch off the code below, and enter it at:
<http://www.examssoft.com/seminolenursing>



How to activate your card for use (in 4 easy steps!)

1

Check your system requirements. Login to your school's ExamSoft URL (above).

2

Download/register SofTest. Activate your license by entering the code above.

3

On exam day, make sure your laptop is fully charged (bring your power cable).

4

After the exam, connect to the Internet, launch SofTest; and your exam(s) will upload.

EXAM TAKER ACTIVATION CARD SYSTEM REQUIREMENTS

System requirements are subject to change. For the most current requirements, please visit examsoft.com/msr or by accessing the QR code below.



TECHNICAL SUPPORT

support@examsoft.com or call 866-429-8889

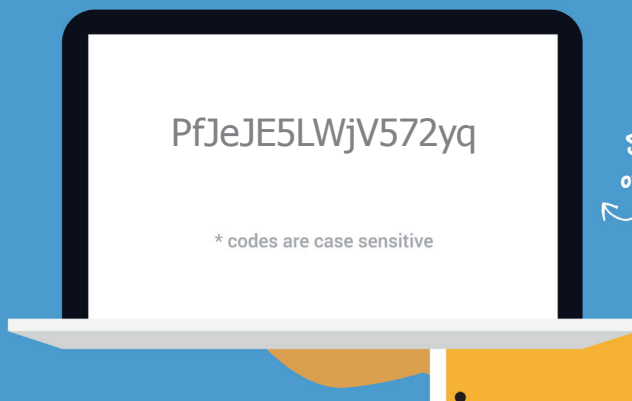


©2017 ExamSoft Worldwide, Inc.



EXAM TAKER ACTIVATION CARD

To activate, scratch off the code below, and enter it at:
<http://www.examssoft.com/seminolenursing>



How to activate your card for use (in 4 easy steps!)

1

Check your system requirements. Login to your school's ExamSoft URL (above).

2

Download/register SofTest. Activate your license by entering the code above.

3

On exam day, make sure your laptop is fully charged (bring your power cable).

4

After the exam, connect to the Internet, launch SofTest; and your exam(s) will upload.

EXAM TAKER ACTIVATION CARD SYSTEM REQUIREMENTS

System requirements are subject to change. For the most current requirements, please visit examsoft.com/msr or by accessing the QR code below.



TECHNICAL SUPPORT

support@examsoft.com or call 866-429-8889

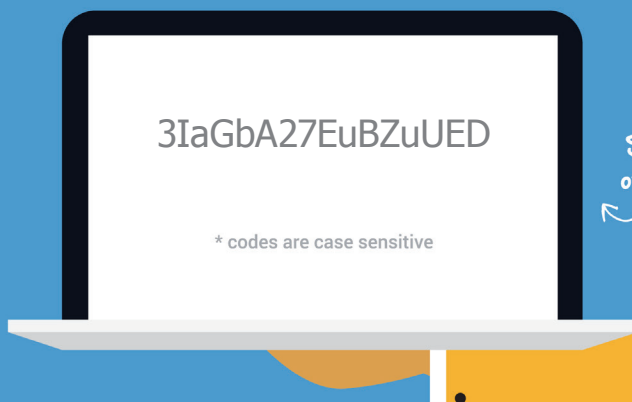


©2017 ExamSoft Worldwide, Inc.



EXAM TAKER ACTIVATION CARD

To activate, scratch off the code below, and enter it at:
<http://www.examssoft.com/seminolenursing>



How to activate your card for use (in 4 easy steps!)

1

Check your system requirements. Login to your school's ExamSoft URL (above).

2

Download/register SofTest. Activate your license by entering the code above.

3

On exam day, make sure your laptop is fully charged (bring your power cable).

4

After the exam, connect to the Internet, launch SofTest; and your exam(s) will upload.

EXAM TAKER ACTIVATION CARD SYSTEM REQUIREMENTS

System requirements are subject to change. For the most current requirements, please visit examsoft.com/msr or by accessing the QR code below.



TECHNICAL SUPPORT

support@examsoft.com or call 866-429-8889

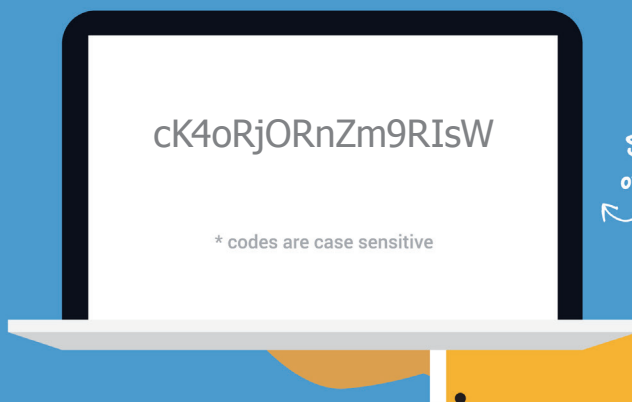


©2017 ExamSoft Worldwide, Inc.



EXAM TAKER ACTIVATION CARD

To activate, scratch off the code below, and enter it at:
<http://www.examssoft.com/seminolenursing>



How to activate your card for use (in 4 easy steps!)

1

Check your system requirements. Login to your school's ExamSoft URL (above).

2

Download/register SofTest. Activate your license by entering the code above.

3

On exam day, make sure your laptop is fully charged (bring your power cable).

4

After the exam, connect to the Internet, launch SofTest; and your exam(s) will upload.

EXAM TAKER ACTIVATION CARD SYSTEM REQUIREMENTS

System requirements are subject to change. For the most current requirements, please visit examsoft.com/msr or by accessing the QR code below.



TECHNICAL SUPPORT

support@examsoft.com or call 866-429-8889

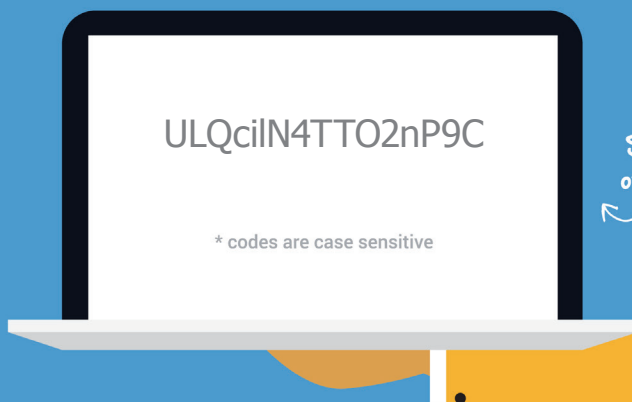


©2017 ExamSoft Worldwide, Inc.



EXAM TAKER ACTIVATION CARD

To activate, scratch off the code below, and enter it at:
<http://www.examssoft.com/seminolenursing>



How to activate your card for use (in 4 easy steps!)

1

Check your system requirements. Login to your school's ExamSoft URL (above).

2

Download/register SofTest. Activate your license by entering the code above.

3

On exam day, make sure your laptop is fully charged (bring your power cable).

4

After the exam, connect to the Internet, launch SofTest; and your exam(s) will upload.

EXAM TAKER ACTIVATION CARD SYSTEM REQUIREMENTS

System requirements are subject to change. For the most current requirements, please visit examsoft.com/msr or by accessing the QR code below.



TECHNICAL SUPPORT

support@examsoft.com or call 866-429-8889

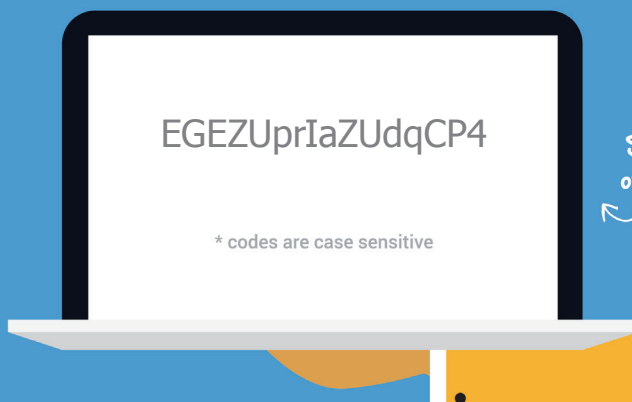


©2017 ExamSoft Worldwide, Inc.



EXAM TAKER ACTIVATION CARD

To activate, scratch off the code below, and enter it at:
<http://www.examssoft.com/seminolenursing>



How to activate your card for use (in 4 easy steps!)

1

Check your system requirements. Login to your school's ExamSoft URL (above).

2

Download/register SofTest. Activate your license by entering the code above.

3

On exam day, make sure your laptop is fully charged (bring your power cable).

4

After the exam, connect to the Internet, launch SofTest; and your exam(s) will upload.

EXAM TAKER ACTIVATION CARD SYSTEM REQUIREMENTS

System requirements are subject to change. For the most current requirements, please visit examsoft.com/msr or by accessing the QR code below.



TECHNICAL SUPPORT

support@examsoft.com or call 866-429-8889

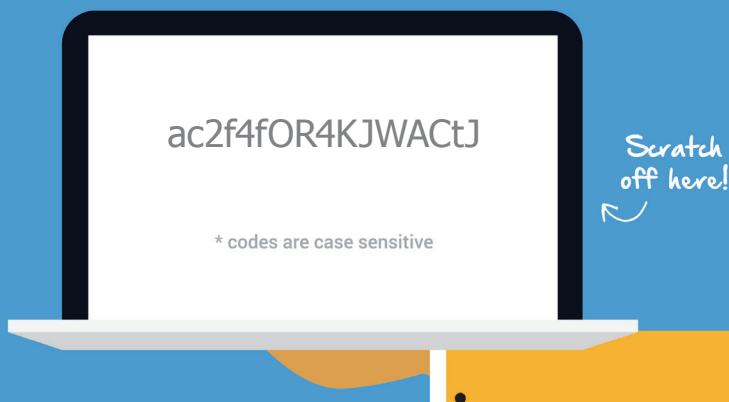


©2017 ExamSoft Worldwide, Inc.



EXAM TAKER ACTIVATION CARD

To activate, scratch off the code below, and enter it at:
<http://www.examssoft.com/seminolenursing>



How to activate your card for use (in 4 easy steps!)

1

Check your system requirements. Login to your school's ExamSoft URL (above).

2

Download/register SofTest. Activate your license by entering the code above.

3

On exam day, make sure your laptop is fully charged (bring your power cable).

4

After the exam, connect to the Internet, launch SofTest; and your exam(s) will upload.

EXAM TAKER ACTIVATION CARD SYSTEM REQUIREMENTS

System requirements are subject to change. For the most current requirements, please visit examsoft.com/msr or by accessing the QR code below.



TECHNICAL SUPPORT

support@examsoft.com or call 866-429-8889

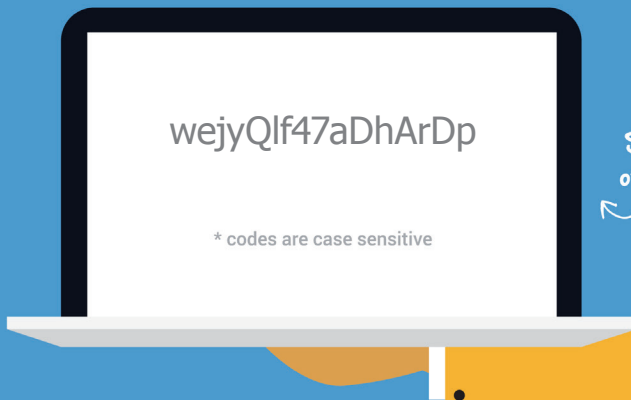


©2017 ExamSoft Worldwide, Inc.



EXAM TAKER ACTIVATION CARD

To activate, scratch off the code below, and enter it at:
<http://www.examssoft.com/seminolenursing>



How to activate your card for use (in 4 easy steps!)

1

Check your system requirements. Login to your school's ExamSoft URL (above).

2

Download/register SofTest. Activate your license by entering the code above.

3

On exam day, make sure your laptop is fully charged (bring your power cable).

4

After the exam, connect to the Internet, launch SofTest; and your exam(s) will upload.

EXAM TAKER ACTIVATION CARD SYSTEM REQUIREMENTS

System requirements are subject to change. For the most current requirements, please visit examsoft.com/msr or by accessing the QR code below.



TECHNICAL SUPPORT

support@examsoft.com or call 866-429-8889

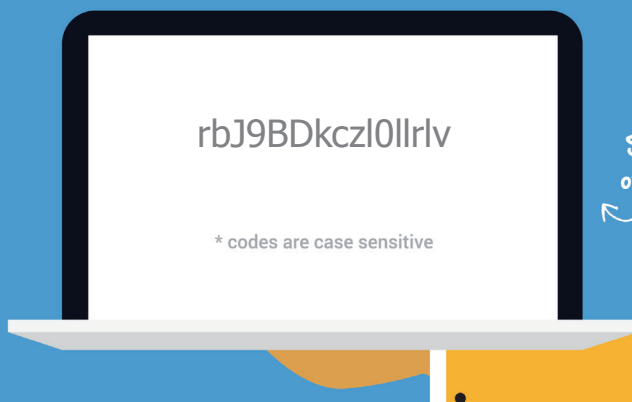


©2017 ExamSoft Worldwide, Inc.



EXAM TAKER ACTIVATION CARD

To activate, scratch off the code below, and enter it at:
<http://www.examssoft.com/seminolenursing>



How to activate your card for use (in 4 easy steps!)

1

Check your system requirements. Login to your school's ExamSoft URL (above).

2

Download/register SofTest. Activate your license by entering the code above.

3

On exam day, make sure your laptop is fully charged (bring your power cable).

4

After the exam, connect to the Internet, launch SofTest; and your exam(s) will upload.

EXAM TAKER ACTIVATION CARD SYSTEM REQUIREMENTS

System requirements are subject to change. For the most current requirements, please visit examsoft.com/msr or by accessing the QR code below.



TECHNICAL SUPPORT

support@examsoft.com or call 866-429-8889

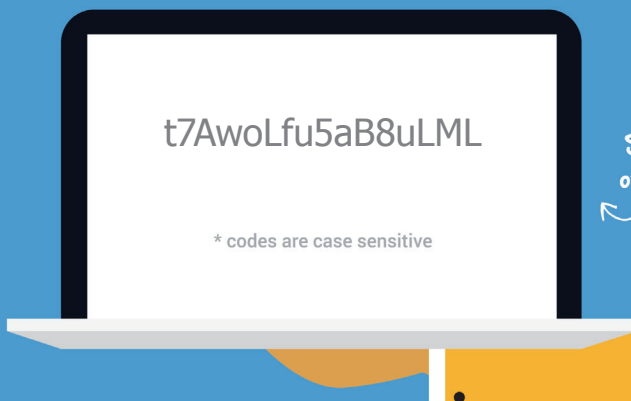


©2017 ExamSoft Worldwide, Inc.



EXAM TAKER ACTIVATION CARD

To activate, scratch off the code below, and enter it at:
<http://www.examssoft.com/seminolenursing>



How to activate your card for use (in 4 easy steps!)

1

Check your system requirements. Login to your school's ExamSoft URL (above).

2

Download/register SofTest. Activate your license by entering the code above.

3

On exam day, make sure your laptop is fully charged (bring your power cable).

4

After the exam, connect to the Internet, launch SofTest; and your exam(s) will upload.

EXAM TAKER ACTIVATION CARD SYSTEM REQUIREMENTS

System requirements are subject to change. For the most current requirements, please visit examsoft.com/msr or by accessing the QR code below.



TECHNICAL SUPPORT

support@examsoft.com or call 866-429-8889

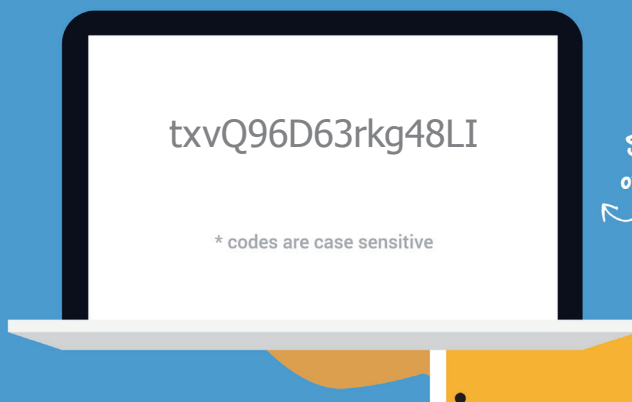


©2017 ExamSoft Worldwide, Inc.



EXAM TAKER ACTIVATION CARD

To activate, scratch off the code below, and enter it at:
<http://www.examssoft.com/seminolenursing>



How to activate your card for use (in 4 easy steps!)

1

Check your system requirements. Login to your school's ExamSoft URL (above).

2

Download/register SofTest. Activate your license by entering the code above.

3

On exam day, make sure your laptop is fully charged (bring your power cable).

4

After the exam, connect to the Internet, launch SofTest; and your exam(s) will upload.

EXAM TAKER ACTIVATION CARD SYSTEM REQUIREMENTS

System requirements are subject to change. For the most current requirements, please visit examsoft.com/msr or by accessing the QR code below.



TECHNICAL SUPPORT

support@examsoft.com or call 866-429-8889

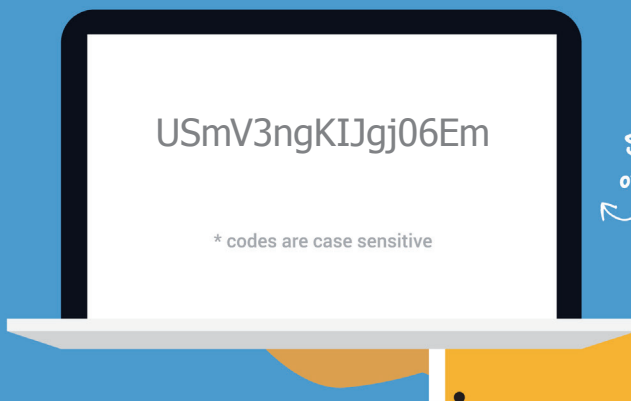


©2017 ExamSoft Worldwide, Inc.



EXAM TAKER ACTIVATION CARD

To activate, scratch off the code below, and enter it at:
<http://www.examssoft.com/seminolenursing>



How to activate your card for use (in 4 easy steps!)

1

Check your system requirements. Login to your school's ExamSoft URL (above).

2

Download/register SofTest. Activate your license by entering the code above.

3

On exam day, make sure your laptop is fully charged (bring your power cable).

4

After the exam, connect to the Internet, launch SofTest; and your exam(s) will upload.

EXAM TAKER ACTIVATION CARD SYSTEM REQUIREMENTS

System requirements are subject to change. For the most current requirements, please visit examsoft.com/msr or by accessing the QR code below.



TECHNICAL SUPPORT

support@examsoft.com or call 866-429-8889

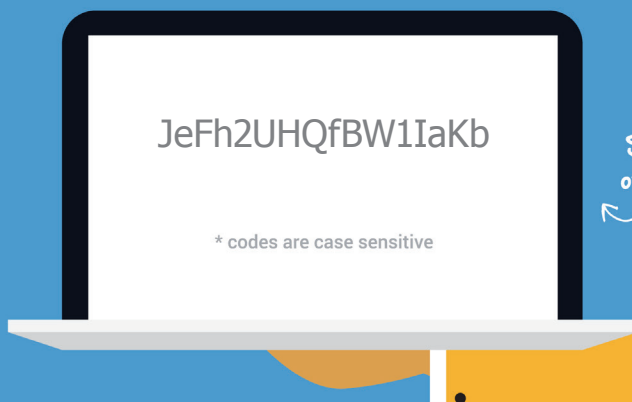


©2017 ExamSoft Worldwide, Inc.



EXAM TAKER ACTIVATION CARD

To activate, scratch off the code below, and enter it at:
<http://www.examssoft.com/seminolenursing>



How to activate your card for use (in 4 easy steps!)

1

Check your system requirements. Login to your school's ExamSoft URL (above).

2

Download/register SofTest. Activate your license by entering the code above.

3

On exam day, make sure your laptop is fully charged (bring your power cable).

4

After the exam, connect to the Internet, launch SofTest; and your exam(s) will upload.

EXAM TAKER ACTIVATION CARD SYSTEM REQUIREMENTS

System requirements are subject to change. For the most current requirements, please visit examsoft.com/msr or by accessing the QR code below.



TECHNICAL SUPPORT

support@examsoft.com or call 866-429-8889

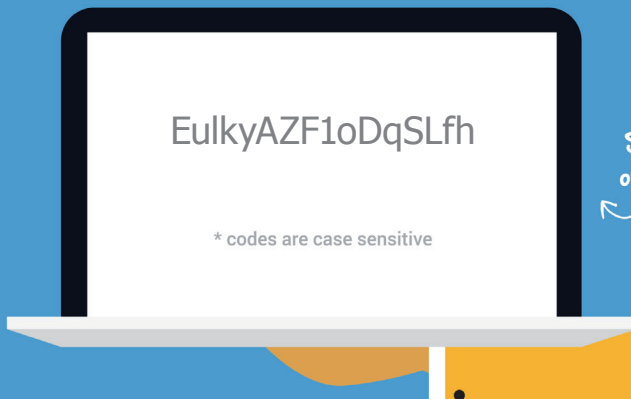


©2017 ExamSoft Worldwide, Inc.



EXAM TAKER ACTIVATION CARD

To activate, scratch off the code below, and enter it at:
<http://www.examssoft.com/seminolenursing>



How to activate your card for use (in 4 easy steps!)

1

Check your system requirements. Login to your school's ExamSoft URL (above).

2

Download/register SofTest. Activate your license by entering the code above.

3

On exam day, make sure your laptop is fully charged (bring your power cable).

4

After the exam, connect to the Internet, launch SofTest; and your exam(s) will upload.

EXAM TAKER ACTIVATION CARD SYSTEM REQUIREMENTS

System requirements are subject to change. For the most current requirements, please visit examsoft.com/msr or by accessing the QR code below.



TECHNICAL SUPPORT

support@examsoft.com or call 866-429-8889

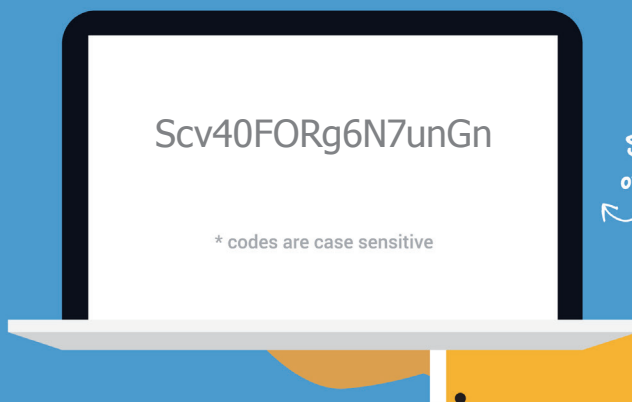


©2017 ExamSoft Worldwide, Inc.



EXAM TAKER ACTIVATION CARD

To activate, scratch off the code below, and enter it at:
<http://www.examssoft.com/seminolenursing>



How to activate your card for use (in 4 easy steps!)

1

Check your system requirements. Login to your school's ExamSoft URL (above).

2

Download/register SofTest. Activate your license by entering the code above.

3

On exam day, make sure your laptop is fully charged (bring your power cable).

4

After the exam, connect to the Internet, launch SofTest; and your exam(s) will upload.

EXAM TAKER ACTIVATION CARD SYSTEM REQUIREMENTS

System requirements are subject to change. For the most current requirements, please visit examsoft.com/msr or by accessing the QR code below.



TECHNICAL SUPPORT

support@examsoft.com or call 866-429-8889

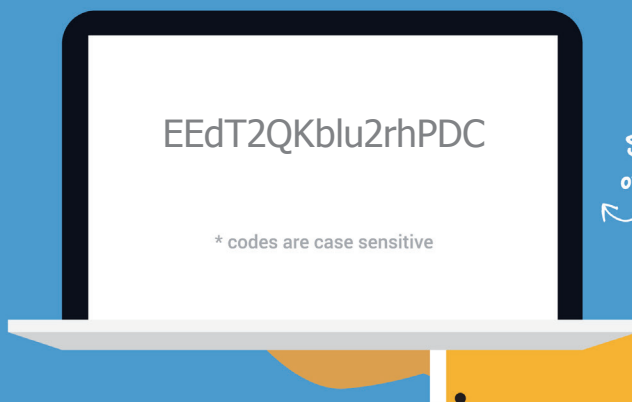


©2017 ExamSoft Worldwide, Inc.



EXAM TAKER ACTIVATION CARD

To activate, scratch off the code below, and enter it at:
<http://www.examssoft.com/seminolenursing>



How to activate your card for use (in 4 easy steps!)

1

Check your system requirements. Login to your school's ExamSoft URL (above).

2

Download/register SofTest. Activate your license by entering the code above.

3

On exam day, make sure your laptop is fully charged (bring your power cable).

4

After the exam, connect to the Internet, launch SofTest; and your exam(s) will upload.

EXAM TAKER ACTIVATION CARD SYSTEM REQUIREMENTS

System requirements are subject to change. For the most current requirements, please visit examsoft.com/msr or by accessing the QR code below.



TECHNICAL SUPPORT

support@examsoft.com or call 866-429-8889

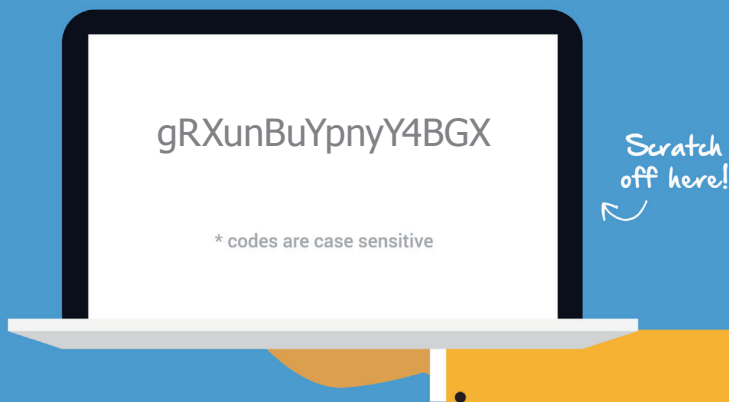


©2017 ExamSoft Worldwide, Inc.



EXAM TAKER ACTIVATION CARD

To activate, scratch off the code below, and enter it at:
<http://www.examssoft.com/seminolenursing>



How to activate your card for use (in 4 easy steps!)

1

Check your system requirements. Login to your school's ExamSoft URL (above).

2

Download/register SofTest. Activate your license by entering the code above.

3

On exam day, make sure your laptop is fully charged (bring your power cable).

4

After the exam, connect to the Internet, launch SofTest; and your exam(s) will upload.

EXAM TAKER ACTIVATION CARD SYSTEM REQUIREMENTS

System requirements are subject to change. For the most current requirements, please visit examsoft.com/msr or by accessing the QR code below.



TECHNICAL SUPPORT

support@examsoft.com or call 866-429-8889

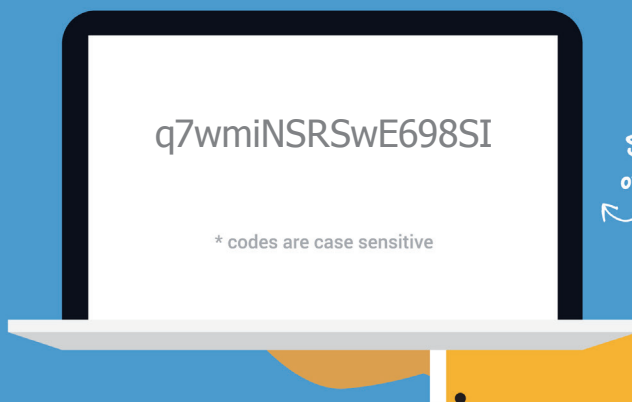


©2017 ExamSoft Worldwide, Inc.



EXAM TAKER ACTIVATION CARD

To activate, scratch off the code below, and enter it at:
<http://www.examssoft.com/seminolenursing>



How to activate your card for use (in 4 easy steps!)

1

Check your system requirements. Login to your school's ExamSoft URL (above).

2

Download/register SofTest. Activate your license by entering the code above.

3

On exam day, make sure your laptop is fully charged (bring your power cable).

4

After the exam, connect to the Internet, launch SofTest; and your exam(s) will upload.

EXAM TAKER ACTIVATION CARD SYSTEM REQUIREMENTS

System requirements are subject to change. For the most current requirements, please visit examsoft.com/msr or by accessing the QR code below.



TECHNICAL SUPPORT

support@examsoft.com or call 866-429-8889

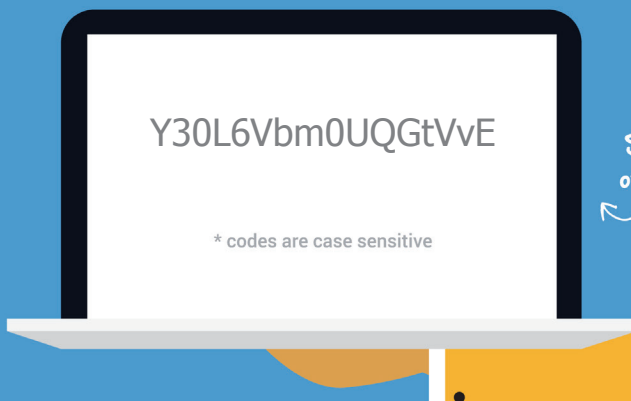


©2017 ExamSoft Worldwide, Inc.



EXAM TAKER ACTIVATION CARD

To activate, scratch off the code below, and enter it at:
<http://www.examssoft.com/seminolenursing>



How to activate your card for use (in 4 easy steps!)

1

Check your system requirements. Login to your school's ExamSoft URL (above).

2

Download/register SofTest. Activate your license by entering the code above.

3

On exam day, make sure your laptop is fully charged (bring your power cable).

4

After the exam, connect to the Internet, launch SofTest; and your exam(s) will upload.

EXAM TAKER ACTIVATION CARD SYSTEM REQUIREMENTS

System requirements are subject to change. For the most current requirements, please visit examsoft.com/msr or by accessing the QR code below.



TECHNICAL SUPPORT

support@examsoft.com or call 866-429-8889

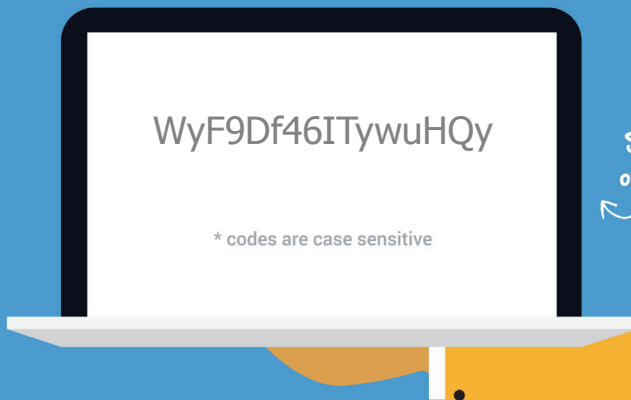


©2017 ExamSoft Worldwide, Inc.



EXAM TAKER ACTIVATION CARD

To activate, scratch off the code below, and enter it at:
<http://www.examssoft.com/seminolenursing>



How to activate your card for use (in 4 easy steps!)

1

Check your system requirements. Login to your school's ExamSoft URL (above).

2

Download/register SofTest. Activate your license by entering the code above.

3

On exam day, make sure your laptop is fully charged (bring your power cable).

4

After the exam, connect to the Internet, launch SofTest; and your exam(s) will upload.

EXAM TAKER ACTIVATION CARD SYSTEM REQUIREMENTS

System requirements are subject to change. For the most current requirements, please visit examsoft.com/msr or by accessing the QR code below.



TECHNICAL SUPPORT

support@examsoft.com or call 866-429-8889

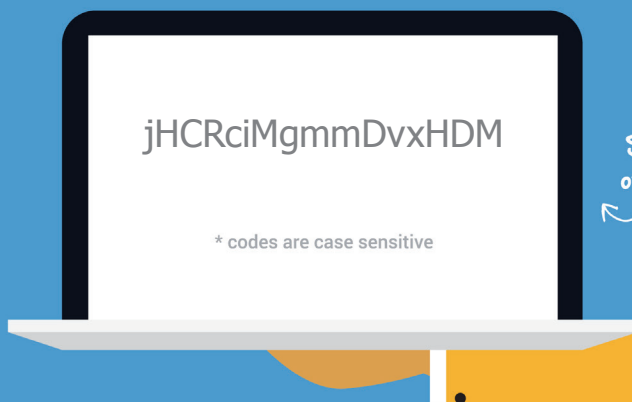


©2017 ExamSoft Worldwide, Inc.



EXAM TAKER ACTIVATION CARD

To activate, scratch off the code below, and enter it at:
<http://www.examssoft.com/seminolenursing>



How to activate your card for use (in 4 easy steps!)

1

Check your system requirements. Login to your school's ExamSoft URL (above).

2

Download/register SofTest. Activate your license by entering the code above.

3

On exam day, make sure your laptop is fully charged (bring your power cable).

4

After the exam, connect to the Internet, launch SofTest; and your exam(s) will upload.

EXAM TAKER ACTIVATION CARD SYSTEM REQUIREMENTS

System requirements are subject to change. For the most current requirements, please visit examsoft.com/msr or by accessing the QR code below.



TECHNICAL SUPPORT

support@examsoft.com or call 866-429-8889

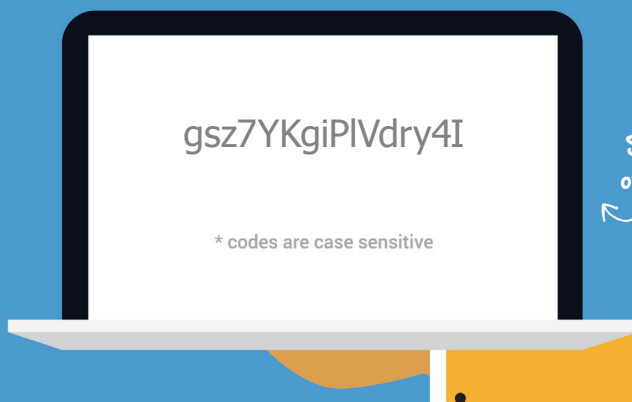


©2017 ExamSoft Worldwide, Inc.



EXAM TAKER ACTIVATION CARD

To activate, scratch off the code below, and enter it at:
<http://www.examssoft.com/seminolenursing>



How to activate your card for use (in 4 easy steps!)

1

Check your system requirements. Login to your school's ExamSoft URL (above).

2

Download/register SofTest. Activate your license by entering the code above.

3

On exam day, make sure your laptop is fully charged (bring your power cable).

4

After the exam, connect to the Internet, launch SofTest; and your exam(s) will upload.

EXAM TAKER ACTIVATION CARD SYSTEM REQUIREMENTS

System requirements are subject to change. For the most current requirements, please visit examsoft.com/msr or by accessing the QR code below.



TECHNICAL SUPPORT

support@examsoft.com or call 866-429-8889

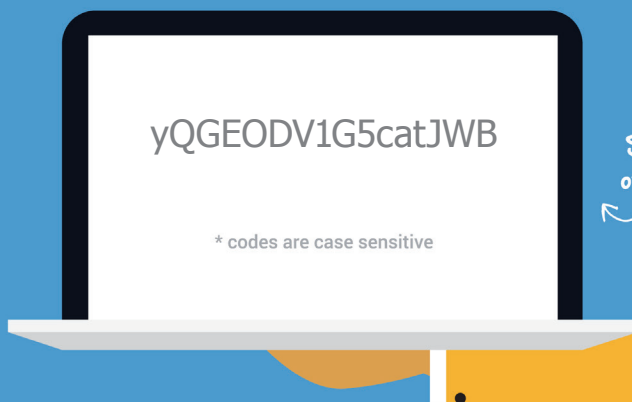


©2017 ExamSoft Worldwide, Inc.



EXAM TAKER ACTIVATION CARD

To activate, scratch off the code below, and enter it at:
<http://www.examssoft.com/seminolenursing>



How to activate your card for use (in 4 easy steps!)

1

Check your system requirements. Login to your school's ExamSoft URL (above).

2

Download/register SofTest. Activate your license by entering the code above.

3

On exam day, make sure your laptop is fully charged (bring your power cable).

4

After the exam, connect to the Internet, launch SofTest; and your exam(s) will upload.

EXAM TAKER ACTIVATION CARD SYSTEM REQUIREMENTS

System requirements are subject to change. For the most current requirements, please visit examsoft.com/msr or by accessing the QR code below.



TECHNICAL SUPPORT

support@examsoft.com or call 866-429-8889

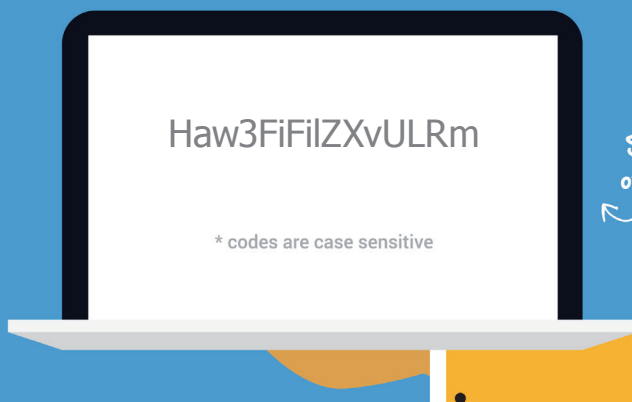


©2017 ExamSoft Worldwide, Inc.



EXAM TAKER ACTIVATION CARD

To activate, scratch off the code below, and enter it at:
<http://www.examssoft.com/seminolenursing>



How to activate your card for use (in 4 easy steps!)

1

Check your system requirements. Login to your school's ExamSoft URL (above).

2

Download/register SofTest. Activate your license by entering the code above.

3

On exam day, make sure your laptop is fully charged (bring your power cable).

4

After the exam, connect to the Internet, launch SofTest; and your exam(s) will upload.

EXAM TAKER ACTIVATION CARD SYSTEM REQUIREMENTS

System requirements are subject to change. For the most current requirements, please visit examsoft.com/msr or by accessing the QR code below.



TECHNICAL SUPPORT

support@examsoft.com or call 866-429-8889

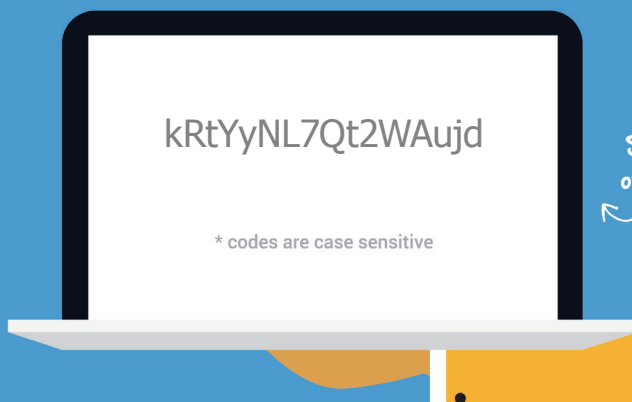


©2017 ExamSoft Worldwide, Inc.



EXAM TAKER ACTIVATION CARD

To activate, scratch off the code below, and enter it at:
<http://www.examssoft.com/seminolenursing>



How to activate your card for use (in 4 easy steps!)

1

Check your system requirements. Login to your school's ExamSoft URL (above).

2

Download/register SofTest. Activate your license by entering the code above.

3

On exam day, make sure your laptop is fully charged (bring your power cable).

4

After the exam, connect to the Internet, launch SofTest; and your exam(s) will upload.

EXAM TAKER ACTIVATION CARD SYSTEM REQUIREMENTS

System requirements are subject to change. For the most current requirements, please visit examsoft.com/msr or by accessing the QR code below.



TECHNICAL SUPPORT

support@examsoft.com or call 866-429-8889

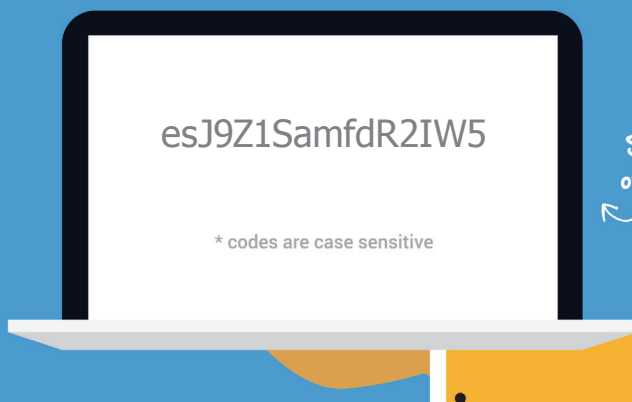


©2017 ExamSoft Worldwide, Inc.



EXAM TAKER ACTIVATION CARD

To activate, scratch off the code below, and enter it at:
<http://www.examssoft.com/seminolenursing>



How to activate your card for use (in 4 easy steps!)

1

Check your system requirements. Login to your school's ExamSoft URL (above).

2

Download/register SofTest. Activate your license by entering the code above.

3

On exam day, make sure your laptop is fully charged (bring your power cable).

4

After the exam, connect to the Internet, launch SofTest; and your exam(s) will upload.

EXAM TAKER ACTIVATION CARD SYSTEM REQUIREMENTS

System requirements are subject to change. For the most current requirements, please visit examsoft.com/msr or by accessing the QR code below.



TECHNICAL SUPPORT

support@examsoft.com or call 866-429-8889

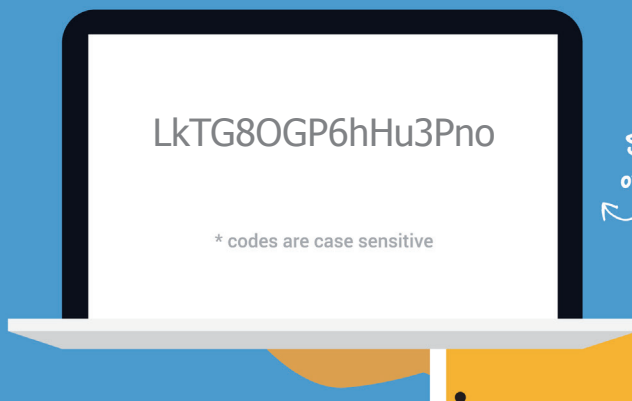


©2017 ExamSoft Worldwide, Inc.



EXAM TAKER ACTIVATION CARD

To activate, scratch off the code below, and enter it at:
<http://www.examssoft.com/seminolenursing>



How to activate your card for use (in 4 easy steps!)

1

Check your system requirements. Login to your school's ExamSoft URL (above).

2

Download/register SofTest. Activate your license by entering the code above.

3

On exam day, make sure your laptop is fully charged (bring your power cable).

4

After the exam, connect to the Internet, launch SofTest; and your exam(s) will upload.

EXAM TAKER ACTIVATION CARD SYSTEM REQUIREMENTS

System requirements are subject to change. For the most current requirements, please visit examsoft.com/msr or by accessing the QR code below.



TECHNICAL SUPPORT

support@examsoft.com or call 866-429-8889

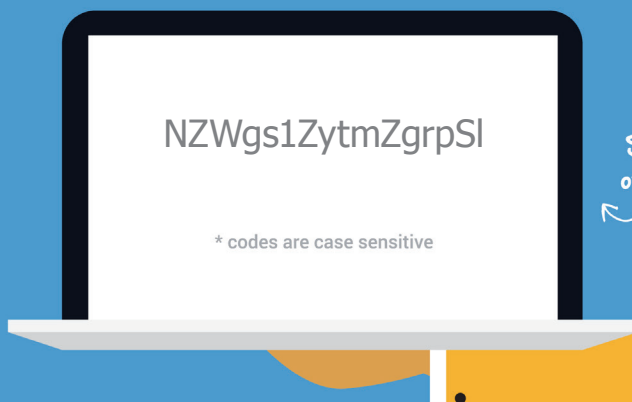


©2017 ExamSoft Worldwide, Inc.



EXAM TAKER ACTIVATION CARD

To activate, scratch off the code below, and enter it at:
<http://www.examssoft.com/seminolenursing>



How to activate your card for use (in 4 easy steps!)

1

Check your system requirements. Login to your school's ExamSoft URL (above).

2

Download/register SofTest. Activate your license by entering the code above.

3

On exam day, make sure your laptop is fully charged (bring your power cable).

4

After the exam, connect to the Internet, launch SofTest; and your exam(s) will upload.

EXAM TAKER ACTIVATION CARD SYSTEM REQUIREMENTS

System requirements are subject to change. For the most current requirements, please visit examsoft.com/msr or by accessing the QR code below.



TECHNICAL SUPPORT

support@examsoft.com or call 866-429-8889

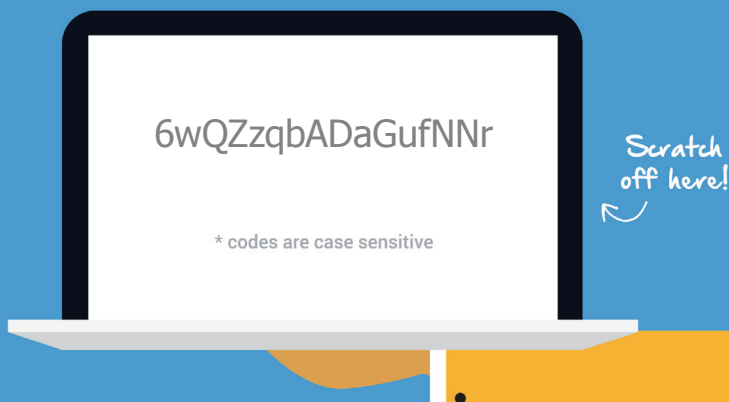


©2017 ExamSoft Worldwide, Inc.



EXAM TAKER ACTIVATION CARD

To activate, scratch off the code below, and enter it at:
<http://www.examssoft.com/seminolenursing>



How to activate your card for use (in 4 easy steps!)

1

Check your system requirements. Login to your school's ExamSoft URL (above).

2

Download/register SofTest. Activate your license by entering the code above.

3

On exam day, make sure your laptop is fully charged (bring your power cable).

4

After the exam, connect to the Internet, launch SofTest; and your exam(s) will upload.

EXAM TAKER ACTIVATION CARD SYSTEM REQUIREMENTS

System requirements are subject to change. For the most current requirements, please visit examsoft.com/msr or by accessing the QR code below.



TECHNICAL SUPPORT

support@examsoft.com or call 866-429-8889

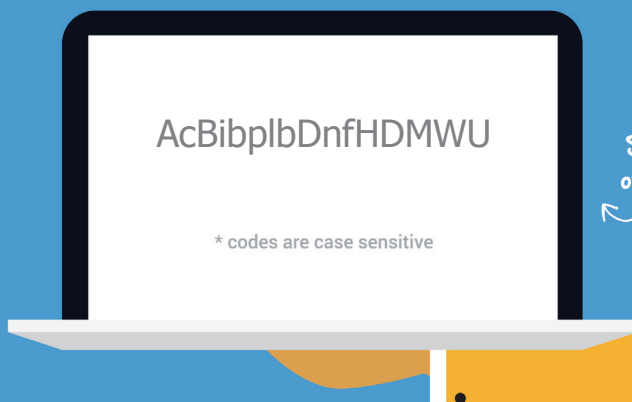


©2017 ExamSoft Worldwide, Inc.



EXAM TAKER ACTIVATION CARD

To activate, scratch off the code below, and enter it at:
<http://www.examssoft.com/seminolenursing>



How to activate your card for use (in 4 easy steps!)

1

Check your system requirements. Login to your school's ExamSoft URL (above).

2

Download/register SofTest. Activate your license by entering the code above.

3

On exam day, make sure your laptop is fully charged (bring your power cable).

4

After the exam, connect to the Internet, launch SofTest; and your exam(s) will upload.

EXAM TAKER ACTIVATION CARD SYSTEM REQUIREMENTS

System requirements are subject to change. For the most current requirements, please visit examsoft.com/msr or by accessing the QR code below.



TECHNICAL SUPPORT

support@examsoft.com or call 866-429-8889

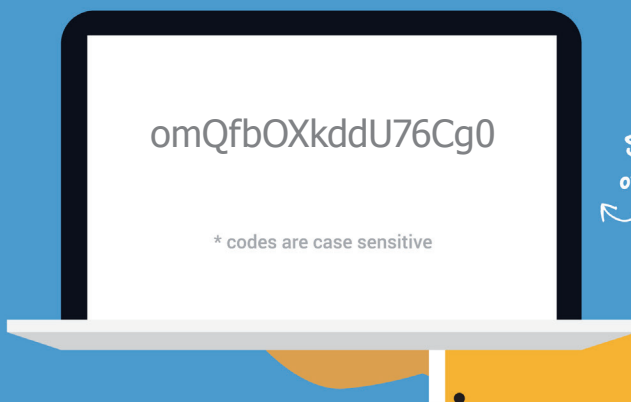


©2017 ExamSoft Worldwide, Inc.



EXAM TAKER ACTIVATION CARD

To activate, scratch off the code below, and enter it at:
<http://www.examssoft.com/seminolenursing>



How to activate your card for use (in 4 easy steps!)

1

Check your system requirements. Login to your school's ExamSoft URL (above).

2

Download/register SofTest. Activate your license by entering the code above.

3

On exam day, make sure your laptop is fully charged (bring your power cable).

4

After the exam, connect to the Internet, launch SofTest; and your exam(s) will upload.

EXAM TAKER ACTIVATION CARD SYSTEM REQUIREMENTS

System requirements are subject to change. For the most current requirements, please visit examsoft.com/msr or by accessing the QR code below.



TECHNICAL SUPPORT

support@examsoft.com or call 866-429-8889

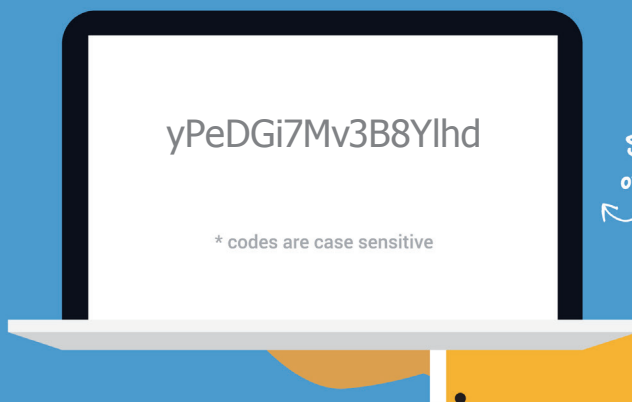


©2017 ExamSoft Worldwide, Inc.



EXAM TAKER ACTIVATION CARD

To activate, scratch off the code below, and enter it at:
<http://www.examssoft.com/seminolenursing>



How to activate your card for use (in 4 easy steps!)

1

Check your system requirements. Login to your school's ExamSoft URL (above).

2

Download/register SofTest. Activate your license by entering the code above.

3

On exam day, make sure your laptop is fully charged (bring your power cable).

4

After the exam, connect to the Internet, launch SofTest; and your exam(s) will upload.

EXAM TAKER ACTIVATION CARD SYSTEM REQUIREMENTS

System requirements are subject to change. For the most current requirements, please visit examsoft.com/msr or by accessing the QR code below.



TECHNICAL SUPPORT

support@examsoft.com or call 866-429-8889

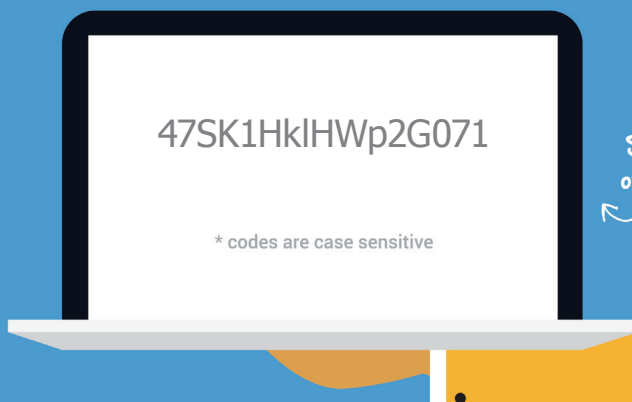


©2017 ExamSoft Worldwide, Inc.



EXAM TAKER ACTIVATION CARD

To activate, scratch off the code below, and enter it at:
<http://www.examssoft.com/seminolenursing>



How to activate your card for use (in 4 easy steps!)

1

Check your system requirements. Login to your school's ExamSoft URL (above).

2

Download/register SofTest. Activate your license by entering the code above.

3

On exam day, make sure your laptop is fully charged (bring your power cable).

4

After the exam, connect to the Internet, launch SofTest; and your exam(s) will upload.

EXAM TAKER ACTIVATION CARD SYSTEM REQUIREMENTS

System requirements are subject to change. For the most current requirements, please visit examsoft.com/msr or by accessing the QR code below.



TECHNICAL SUPPORT

support@examsoft.com or call 866-429-8889

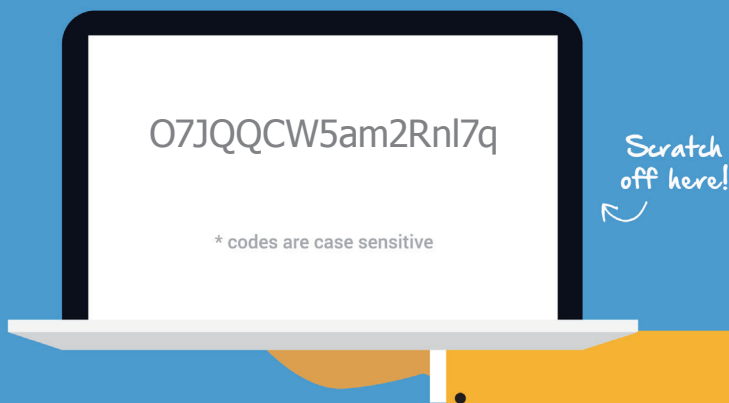


©2017 ExamSoft Worldwide, Inc.



EXAM TAKER ACTIVATION CARD

To activate, scratch off the code below, and enter it at:
<http://www.examssoft.com/seminolenursing>



How to activate your card for use (in 4 easy steps!)

1

Check your system requirements. Login to your school's ExamSoft URL (above).

2

Download/register SofTest. Activate your license by entering the code above.

3

On exam day, make sure your laptop is fully charged (bring your power cable).

4

After the exam, connect to the Internet, launch SofTest; and your exam(s) will upload.

EXAM TAKER ACTIVATION CARD SYSTEM REQUIREMENTS

System requirements are subject to change. For the most current requirements, please visit examsoft.com/msr or by accessing the QR code below.



TECHNICAL SUPPORT

support@examsoft.com or call 866-429-8889

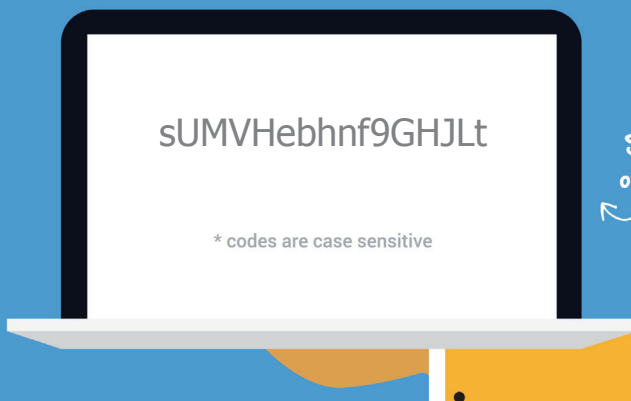


©2017 ExamSoft Worldwide, Inc.



EXAM TAKER ACTIVATION CARD

To activate, scratch off the code below, and enter it at:
<http://www.examssoft.com/seminolenursing>



How to activate your card for use (in 4 easy steps!)

1

Check your system requirements. Login to your school's ExamSoft URL (above).

2

Download/register SofTest. Activate your license by entering the code above.

3

On exam day, make sure your laptop is fully charged (bring your power cable).

4

After the exam, connect to the Internet, launch SofTest; and your exam(s) will upload.

EXAM TAKER ACTIVATION CARD SYSTEM REQUIREMENTS

System requirements are subject to change. For the most current requirements, please visit examsoft.com/msr or by accessing the QR code below.



TECHNICAL SUPPORT

support@examsoft.com or call 866-429-8889

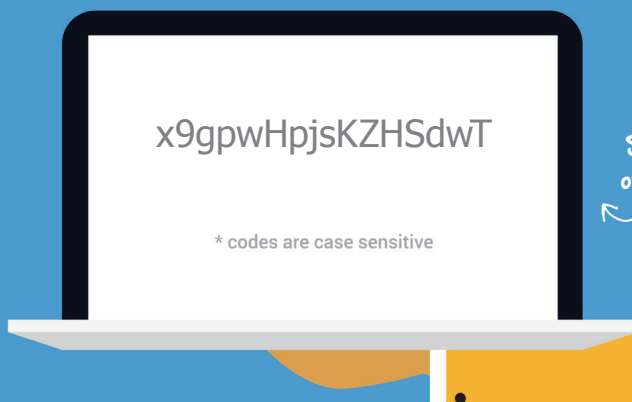


©2017 ExamSoft Worldwide, Inc.



EXAM TAKER ACTIVATION CARD

To activate, scratch off the code below, and enter it at:
<http://www.examssoft.com/seminolenursing>



How to activate your card for use (in 4 easy steps!)

1

Check your system requirements. Login to your school's ExamSoft URL (above).

2

Download/register SofTest. Activate your license by entering the code above.

3

On exam day, make sure your laptop is fully charged (bring your power cable).

4

After the exam, connect to the Internet, launch SofTest; and your exam(s) will upload.

EXAM TAKER ACTIVATION CARD SYSTEM REQUIREMENTS

System requirements are subject to change. For the most current requirements, please visit examsoft.com/msr or by accessing the QR code below.



TECHNICAL SUPPORT

support@examsoft.com or call 866-429-8889

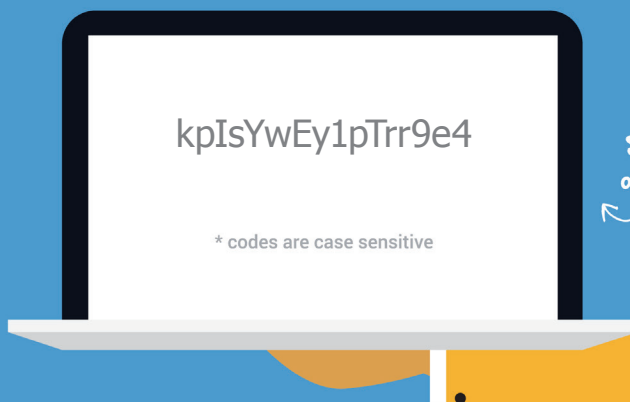


©2017 ExamSoft Worldwide, Inc.



EXAM TAKER ACTIVATION CARD

To activate, scratch off the code below, and enter it at:
<http://www.examssoft.com/seminolenursing>



How to activate your card for use (in 4 easy steps!)

1

Check your system requirements. Login to your school's ExamSoft URL (above).

2

Download/register SofTest. Activate your license by entering the code above.

3

On exam day, make sure your laptop is fully charged (bring your power cable).

4

After the exam, connect to the Internet, launch SofTest; and your exam(s) will upload.

EXAM TAKER ACTIVATION CARD SYSTEM REQUIREMENTS

System requirements are subject to change. For the most current requirements, please visit examsoft.com/msr or by accessing the QR code below.



TECHNICAL SUPPORT

support@examsoft.com or call 866-429-8889

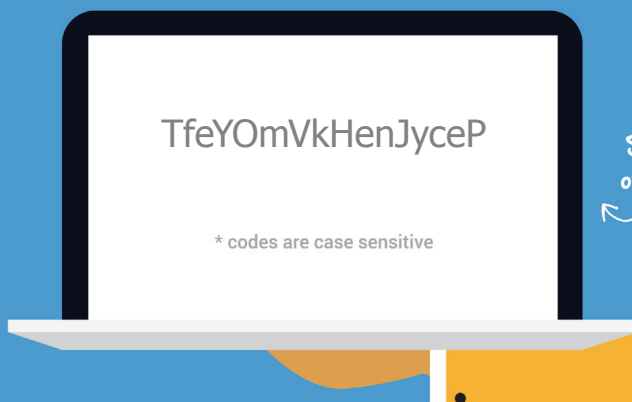


©2017 ExamSoft Worldwide, Inc.



EXAM TAKER ACTIVATION CARD

To activate, scratch off the code below, and enter it at:
<http://www.examssoft.com/seminolenursing>



How to activate your card for use (in 4 easy steps!)

1

Check your system requirements. Login to your school's ExamSoft URL (above).

2

Download/register SofTest. Activate your license by entering the code above.

3

On exam day, make sure your laptop is fully charged (bring your power cable).

4

After the exam, connect to the Internet, launch SofTest; and your exam(s) will upload.

EXAM TAKER ACTIVATION CARD SYSTEM REQUIREMENTS

System requirements are subject to change. For the most current requirements, please visit examsoft.com/msr or by accessing the QR code below.



TECHNICAL SUPPORT

support@examsoft.com or call 866-429-8889

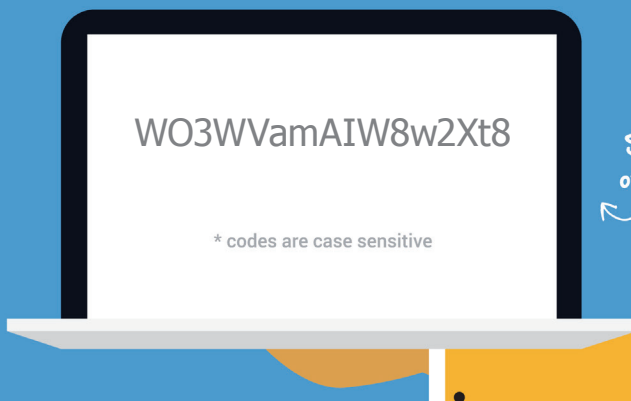


©2017 ExamSoft Worldwide, Inc.



EXAM TAKER ACTIVATION CARD

To activate, scratch off the code below, and enter it at:
<http://www.examssoft.com/seminolenursing>



How to activate your card for use (in 4 easy steps!)

1

Check your system requirements. Login to your school's ExamSoft URL (above).

2

Download/register SofTest. Activate your license by entering the code above.

3

On exam day, make sure your laptop is fully charged (bring your power cable).

4

After the exam, connect to the Internet, launch SofTest; and your exam(s) will upload.

EXAM TAKER ACTIVATION CARD SYSTEM REQUIREMENTS

System requirements are subject to change. For the most current requirements, please visit examsoft.com/msr or by accessing the QR code below.



TECHNICAL SUPPORT

support@examsoft.com or call 866-429-8889

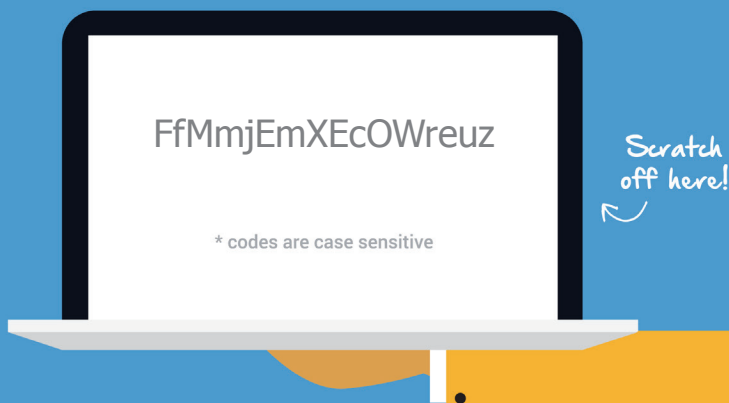


©2017 ExamSoft Worldwide, Inc.



EXAM TAKER ACTIVATION CARD

To activate, scratch off the code below, and enter it at:
<http://www.examssoft.com/seminolenursing>



How to activate your card for use (in 4 easy steps!)

1

Check your system requirements. Login to your school's ExamSoft URL (above).

2

Download/register SofTest. Activate your license by entering the code above.

3

On exam day, make sure your laptop is fully charged (bring your power cable).

4

After the exam, connect to the Internet, launch SofTest; and your exam(s) will upload.

EXAM TAKER ACTIVATION CARD SYSTEM REQUIREMENTS

System requirements are subject to change. For the most current requirements, please visit examsoft.com/msr or by accessing the QR code below.



TECHNICAL SUPPORT

support@examsoft.com or call 866-429-8889

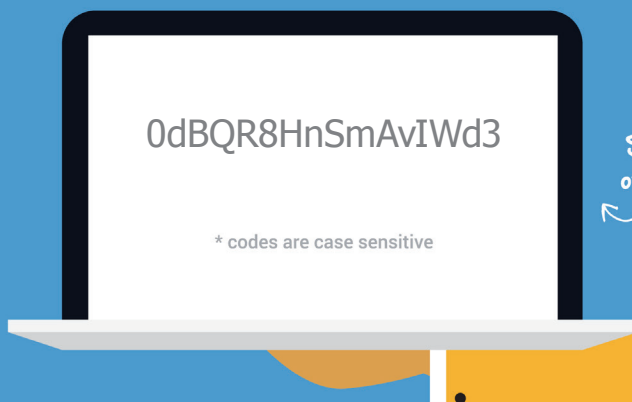


©2017 ExamSoft Worldwide, Inc.



EXAM TAKER ACTIVATION CARD

To activate, scratch off the code below, and enter it at:
<http://www.examssoft.com/seminolenursing>



How to activate your card for use (in 4 easy steps!)

1

Check your system requirements. Login to your school's ExamSoft URL (above).

2

Download/register SofTest. Activate your license by entering the code above.

3

On exam day, make sure your laptop is fully charged (bring your power cable).

4

After the exam, connect to the Internet, launch SofTest; and your exam(s) will upload.

EXAM TAKER ACTIVATION CARD SYSTEM REQUIREMENTS

System requirements are subject to change. For the most current requirements, please visit examsoft.com/msr or by accessing the QR code below.



TECHNICAL SUPPORT

support@examsoft.com or call 866-429-8889

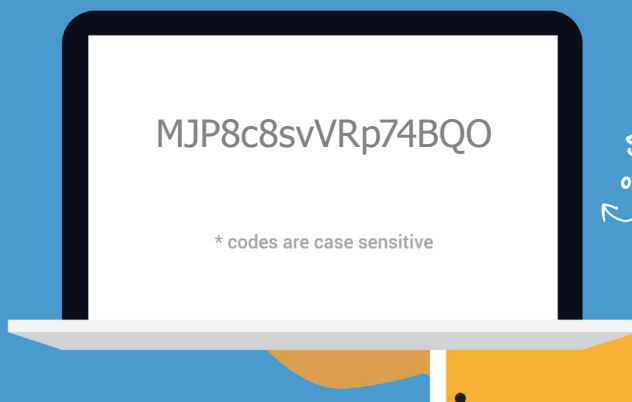


©2017 ExamSoft Worldwide, Inc.



EXAM TAKER ACTIVATION CARD

To activate, scratch off the code below, and enter it at:
<http://www.examssoft.com/seminolenursing>



How to activate your card for use (in 4 easy steps!)

1

Check your system requirements. Login to your school's ExamSoft URL (above).

2

Download/register SofTest. Activate your license by entering the code above.

3

On exam day, make sure your laptop is fully charged (bring your power cable).

4

After the exam, connect to the Internet, launch SofTest; and your exam(s) will upload.

EXAM TAKER ACTIVATION CARD SYSTEM REQUIREMENTS

System requirements are subject to change. For the most current requirements, please visit examsoft.com/msr or by accessing the QR code below.



TECHNICAL SUPPORT

support@examsoft.com or call 866-429-8889

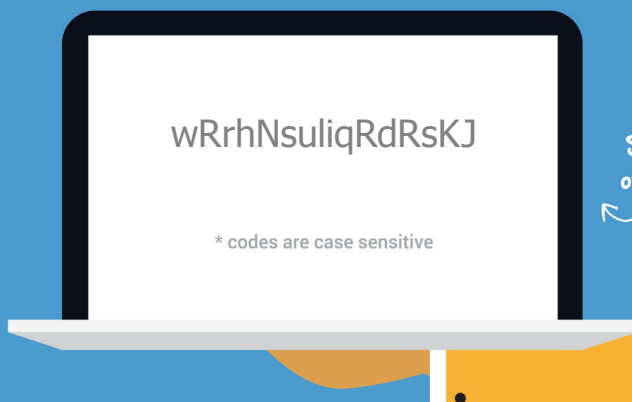


©2017 ExamSoft Worldwide, Inc.



EXAM TAKER ACTIVATION CARD

To activate, scratch off the code below, and enter it at:
<http://www.examssoft.com/seminolenursing>



How to activate your card for use (in 4 easy steps!)

1

Check your system requirements. Login to your school's ExamSoft URL (above).

2

Download/register SofTest. Activate your license by entering the code above.

3

On exam day, make sure your laptop is fully charged (bring your power cable).

4

After the exam, connect to the Internet, launch SofTest; and your exam(s) will upload.

EXAM TAKER ACTIVATION CARD SYSTEM REQUIREMENTS

System requirements are subject to change. For the most current requirements, please visit examsoft.com/msr or by accessing the QR code below.



TECHNICAL SUPPORT

support@examsoft.com or call 866-429-8889

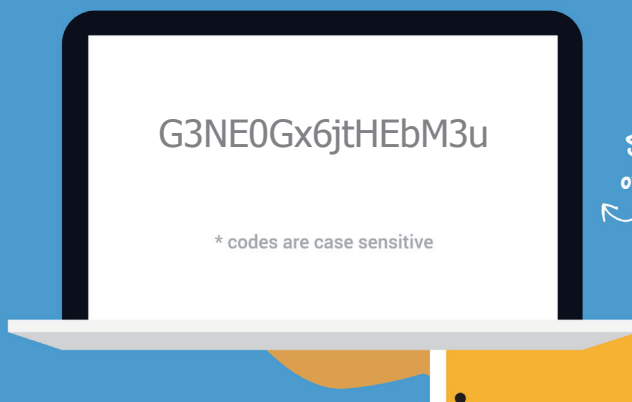


©2017 ExamSoft Worldwide, Inc.



EXAM TAKER ACTIVATION CARD

To activate, scratch off the code below, and enter it at:
<http://www.examssoft.com/seminolenursing>



How to activate your card for use (in 4 easy steps!)

1

Check your system requirements. Login to your school's ExamSoft URL (above).

2

Download/register SofTest. Activate your license by entering the code above.

3

On exam day, make sure your laptop is fully charged (bring your power cable).

4

After the exam, connect to the Internet, launch SofTest; and your exam(s) will upload.

EXAM TAKER ACTIVATION CARD SYSTEM REQUIREMENTS

System requirements are subject to change. For the most current requirements, please visit examsoft.com/msr or by accessing the QR code below.



TECHNICAL SUPPORT

support@examsoft.com or call 866-429-8889

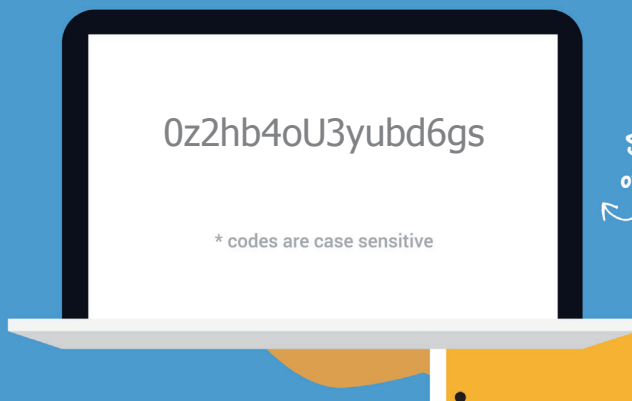


©2017 ExamSoft Worldwide, Inc.



EXAM TAKER ACTIVATION CARD

To activate, scratch off the code below, and enter it at:
<http://www.examssoft.com/seminolenursing>



How to activate your card for use (in 4 easy steps!)

1

Check your system requirements. Login to your school's ExamSoft URL (above).

2

Download/register SofTest. Activate your license by entering the code above.

3

On exam day, make sure your laptop is fully charged (bring your power cable).

4

After the exam, connect to the Internet, launch SofTest; and your exam(s) will upload.

EXAM TAKER ACTIVATION CARD SYSTEM REQUIREMENTS

System requirements are subject to change. For the most current requirements, please visit examsoft.com/msr or by accessing the QR code below.



TECHNICAL SUPPORT

support@examsoft.com or call 866-429-8889

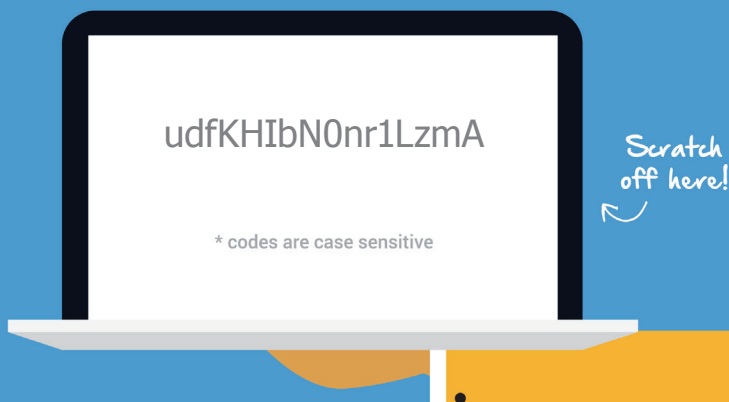


©2017 ExamSoft Worldwide, Inc.



EXAM TAKER ACTIVATION CARD

To activate, scratch off the code below, and enter it at:
<http://www.examssoft.com/seminolenursing>



How to activate your card for use (in 4 easy steps!)

1

Check your system requirements. Login to your school's ExamSoft URL (above).

2

Download/register SofTest. Activate your license by entering the code above.

3

On exam day, make sure your laptop is fully charged (bring your power cable).

4

After the exam, connect to the Internet, launch SofTest; and your exam(s) will upload.

EXAM TAKER ACTIVATION CARD SYSTEM REQUIREMENTS

System requirements are subject to change. For the most current requirements, please visit examsoft.com/msr or by accessing the QR code below.



TECHNICAL SUPPORT

support@examsoft.com or call 866-429-8889

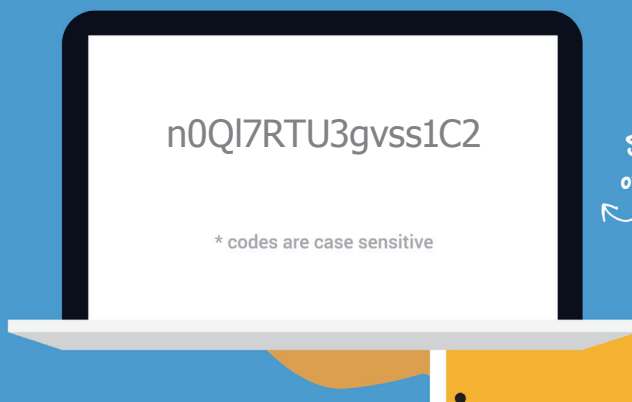


©2017 ExamSoft Worldwide, Inc.



EXAM TAKER ACTIVATION CARD

To activate, scratch off the code below, and enter it at:
<http://www.examssoft.com/seminolenursing>



How to activate your card for use (in 4 easy steps!)

1

Check your system requirements. Login to your school's ExamSoft URL (above).

2

Download/register SofTest. Activate your license by entering the code above.

3

On exam day, make sure your laptop is fully charged (bring your power cable).

4

After the exam, connect to the Internet, launch SofTest; and your exam(s) will upload.

EXAM TAKER ACTIVATION CARD SYSTEM REQUIREMENTS

System requirements are subject to change. For the most current requirements, please visit examsoft.com/msr or by accessing the QR code below.



TECHNICAL SUPPORT

support@examsoft.com or call 866-429-8889

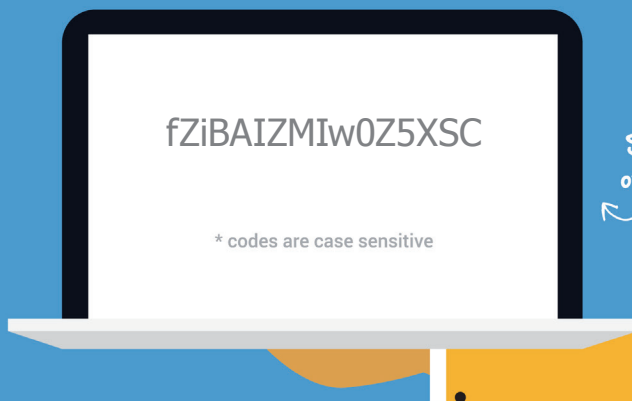


©2017 ExamSoft Worldwide, Inc.



EXAM TAKER ACTIVATION CARD

To activate, scratch off the code below, and enter it at:
<http://www.examssoft.com/seminolenursing>



How to activate your card for use (in 4 easy steps!)

1

Check your system requirements. Login to your school's ExamSoft URL (above).

2

Download/register SofTest. Activate your license by entering the code above.

3

On exam day, make sure your laptop is fully charged (bring your power cable).

4

After the exam, connect to the Internet, launch SofTest; and your exam(s) will upload.

EXAM TAKER ACTIVATION CARD SYSTEM REQUIREMENTS

System requirements are subject to change. For the most current requirements, please visit examsoft.com/msr or by accessing the QR code below.



TECHNICAL SUPPORT

support@examsoft.com or call 866-429-8889

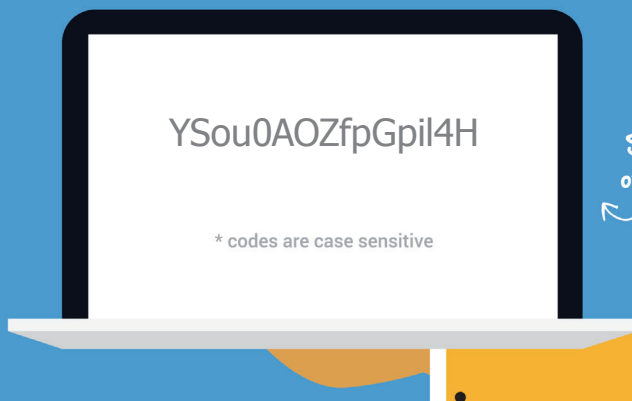


©2017 ExamSoft Worldwide, Inc.



EXAM TAKER ACTIVATION CARD

To activate, scratch off the code below, and enter it at:
<http://www.examssoft.com/seminolenursing>



How to activate your card for use (in 4 easy steps!)

1

Check your system requirements. Login to your school's ExamSoft URL (above).

2

Download/register SofTest. Activate your license by entering the code above.

3

On exam day, make sure your laptop is fully charged (bring your power cable).

4

After the exam, connect to the Internet, launch SofTest; and your exam(s) will upload.

EXAM TAKER ACTIVATION CARD SYSTEM REQUIREMENTS

System requirements are subject to change. For the most current requirements, please visit examsoft.com/msr or by accessing the QR code below.



TECHNICAL SUPPORT

support@examsoft.com or call 866-429-8889

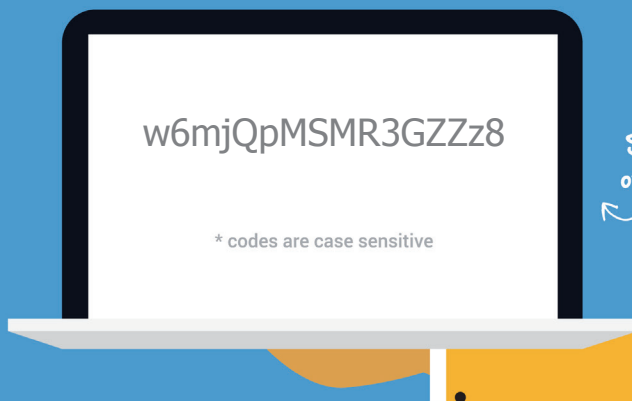


©2017 ExamSoft Worldwide, Inc.



EXAM TAKER ACTIVATION CARD

To activate, scratch off the code below, and enter it at:
<http://www.examssoft.com/seminolenursing>



How to activate your card for use (in 4 easy steps!)

1

Check your system requirements. Login to your school's ExamSoft URL (above).

2

Download/register SofTest. Activate your license by entering the code above.

3

On exam day, make sure your laptop is fully charged (bring your power cable).

4

After the exam, connect to the Internet, launch SofTest; and your exam(s) will upload.

EXAM TAKER ACTIVATION CARD SYSTEM REQUIREMENTS

System requirements are subject to change. For the most current requirements, please visit examsoft.com/msr or by accessing the QR code below.



TECHNICAL SUPPORT

support@examsoft.com or call 866-429-8889

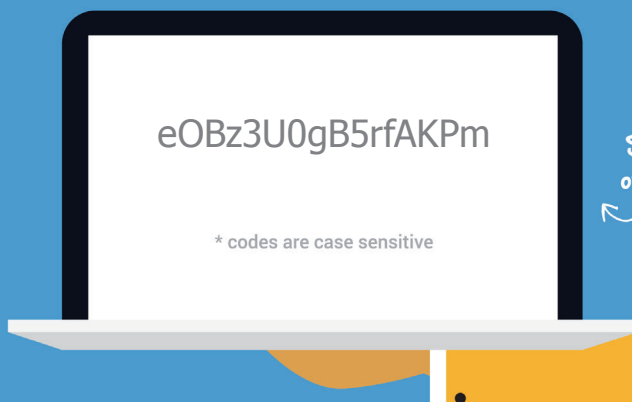


©2017 ExamSoft Worldwide, Inc.



EXAM TAKER ACTIVATION CARD

To activate, scratch off the code below, and enter it at:
<http://www.examssoft.com/seminolenursing>



How to activate your card for use (in 4 easy steps!)

1

Check your system requirements. Login to your school's ExamSoft URL (above).

2

Download/register SofTest. Activate your license by entering the code above.

3

On exam day, make sure your laptop is fully charged (bring your power cable).

4

After the exam, connect to the Internet, launch SofTest; and your exam(s) will upload.

EXAM TAKER ACTIVATION CARD SYSTEM REQUIREMENTS

System requirements are subject to change. For the most current requirements, please visit examsoft.com/msr or by accessing the QR code below.



TECHNICAL SUPPORT

support@examsoft.com or call 866-429-8889

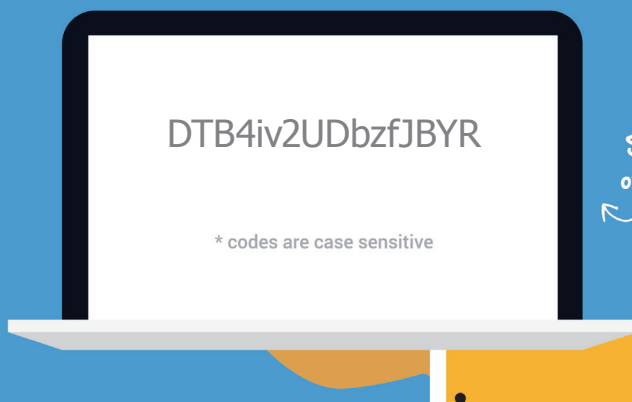


©2017 ExamSoft Worldwide, Inc.



EXAM TAKER ACTIVATION CARD

To activate, scratch off the code below, and enter it at:
<http://www.examssoft.com/seminolenursing>



How to activate your card for use (in 4 easy steps!)

1

Check your system requirements. Login to your school's ExamSoft URL (above).

2

Download/register SofTest. Activate your license by entering the code above.

3

On exam day, make sure your laptop is fully charged (bring your power cable).

4

After the exam, connect to the Internet, launch SofTest; and your exam(s) will upload.

EXAM TAKER ACTIVATION CARD SYSTEM REQUIREMENTS

System requirements are subject to change. For the most current requirements, please visit examsoft.com/msr or by accessing the QR code below.



TECHNICAL SUPPORT

support@examsoft.com or call 866-429-8889

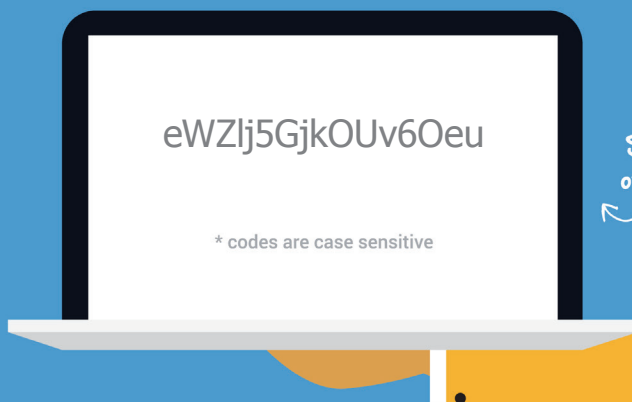


©2017 ExamSoft Worldwide, Inc.



EXAM TAKER ACTIVATION CARD

To activate, scratch off the code below, and enter it at:
<http://www.examssoft.com/seminolenursing>



How to activate your card for use (in 4 easy steps!)

1

Check your system requirements. Login to your school's ExamSoft URL (above).

2

Download/register SofTest. Activate your license by entering the code above.

3

On exam day, make sure your laptop is fully charged (bring your power cable).

4

After the exam, connect to the Internet, launch SofTest; and your exam(s) will upload.

EXAM TAKER ACTIVATION CARD SYSTEM REQUIREMENTS

System requirements are subject to change. For the most current requirements, please visit examsoft.com/msr or by accessing the QR code below.



TECHNICAL SUPPORT

support@examsoft.com or call 866-429-8889

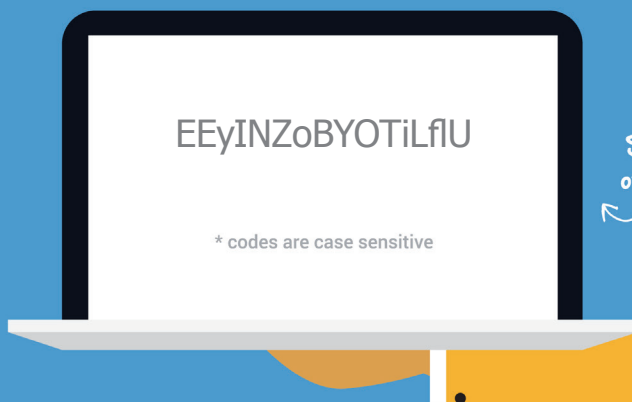


©2017 ExamSoft Worldwide, Inc.



EXAM TAKER ACTIVATION CARD

To activate, scratch off the code below, and enter it at:
<http://www.examssoft.com/seminolenursing>



How to activate your card for use (in 4 easy steps!)

1

Check your system requirements. Login to your school's ExamSoft URL (above).

2

Download/register SofTest. Activate your license by entering the code above.

3

On exam day, make sure your laptop is fully charged (bring your power cable).

4

After the exam, connect to the Internet, launch SofTest; and your exam(s) will upload.

EXAM TAKER ACTIVATION CARD SYSTEM REQUIREMENTS

System requirements are subject to change. For the most current requirements, please visit examsoft.com/msr or by accessing the QR code below.



TECHNICAL SUPPORT

support@examsoft.com or call 866-429-8889

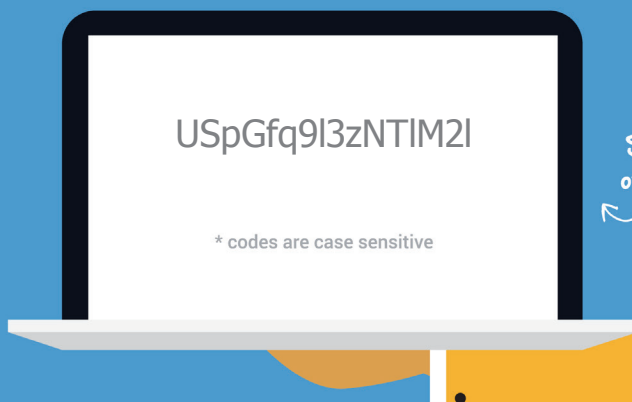


©2017 ExamSoft Worldwide, Inc.



EXAM TAKER ACTIVATION CARD

To activate, scratch off the code below, and enter it at:
<http://www.examssoft.com/seminolenursing>



How to activate your card for use (in 4 easy steps!)

1

Check your system requirements. Login to your school's ExamSoft URL (above).

2

Download/register SofTest. Activate your license by entering the code above.

3

On exam day, make sure your laptop is fully charged (bring your power cable).

4

After the exam, connect to the Internet, launch SofTest; and your exam(s) will upload.

EXAM TAKER ACTIVATION CARD SYSTEM REQUIREMENTS

System requirements are subject to change. For the most current requirements, please visit examsoft.com/msr or by accessing the QR code below.



TECHNICAL SUPPORT

support@examsoft.com or call 866-429-8889

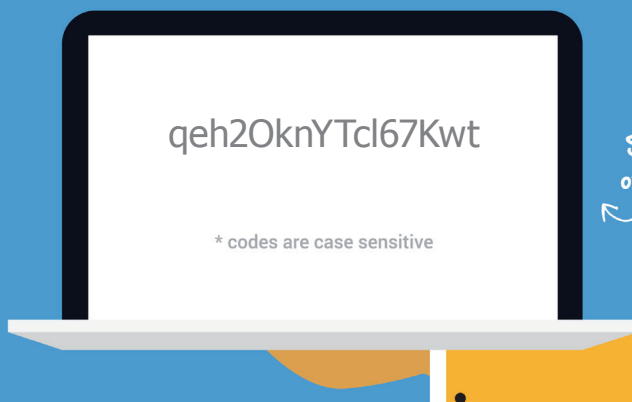


©2017 ExamSoft Worldwide, Inc.



EXAM TAKER ACTIVATION CARD

To activate, scratch off the code below, and enter it at:
<http://www.examssoft.com/seminolenursing>



How to activate your card for use (in 4 easy steps!)

1

Check your system requirements. Login to your school's ExamSoft URL (above).

2

Download/register SofTest. Activate your license by entering the code above.

3

On exam day, make sure your laptop is fully charged (bring your power cable).

4

After the exam, connect to the Internet, launch SofTest; and your exam(s) will upload.

EXAM TAKER ACTIVATION CARD SYSTEM REQUIREMENTS

System requirements are subject to change. For the most current requirements, please visit examsoft.com/msr or by accessing the QR code below.



TECHNICAL SUPPORT

support@examsoft.com or call 866-429-8889

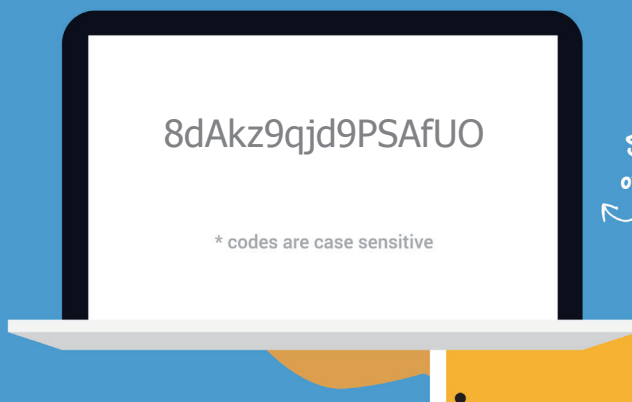


©2017 ExamSoft Worldwide, Inc.



EXAM TAKER ACTIVATION CARD

To activate, scratch off the code below, and enter it at:
<http://www.examssoft.com/seminolenursing>



How to activate your card for use (in 4 easy steps!)

1

Check your system requirements. Login to your school's ExamSoft URL (above).

2

Download/register SofTest. Activate your license by entering the code above.

3

On exam day, make sure your laptop is fully charged (bring your power cable).

4

After the exam, connect to the Internet, launch SofTest; and your exam(s) will upload.

EXAM TAKER ACTIVATION CARD SYSTEM REQUIREMENTS

System requirements are subject to change. For the most current requirements, please visit examsoft.com/msr or by accessing the QR code below.



TECHNICAL SUPPORT

support@examsoft.com or call 866-429-8889

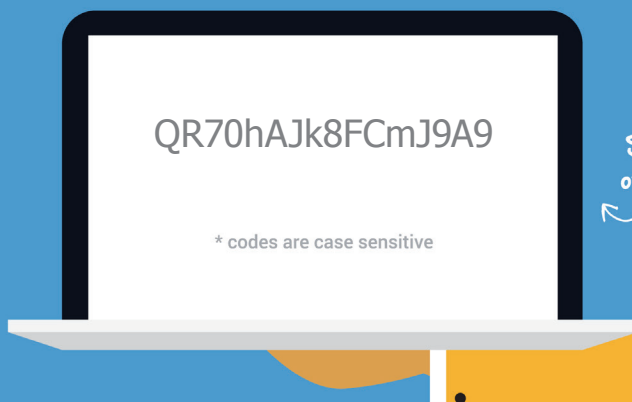


©2017 ExamSoft Worldwide, Inc.



EXAM TAKER ACTIVATION CARD

To activate, scratch off the code below, and enter it at:
<http://www.examssoft.com/seminolenursing>



How to activate your card for use (in 4 easy steps!)

1

Check your system requirements. Login to your school's ExamSoft URL (above).

2

Download/register SofTest. Activate your license by entering the code above.

3

On exam day, make sure your laptop is fully charged (bring your power cable).

4

After the exam, connect to the Internet, launch SofTest; and your exam(s) will upload.

EXAM TAKER ACTIVATION CARD SYSTEM REQUIREMENTS

System requirements are subject to change. For the most current requirements, please visit examsoft.com/msr or by accessing the QR code below.



TECHNICAL SUPPORT

support@examsoft.com or call 866-429-8889

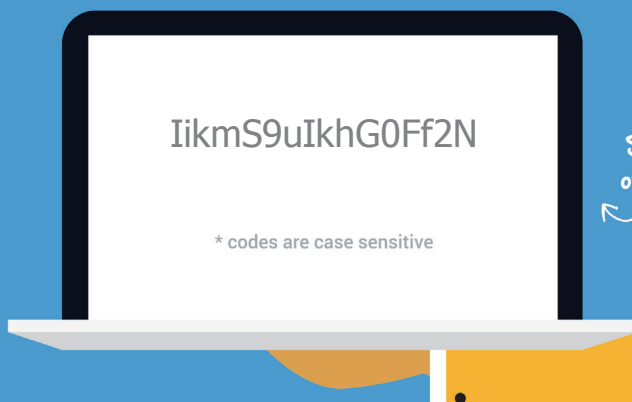


©2017 ExamSoft Worldwide, Inc.



EXAM TAKER ACTIVATION CARD

To activate, scratch off the code below, and enter it at:
<http://www.examssoft.com/seminolenursing>



How to activate your card for use (in 4 easy steps!)

1

Check your system requirements. Login to your school's ExamSoft URL (above).

2

Download/register SofTest. Activate your license by entering the code above.

3

On exam day, make sure your laptop is fully charged (bring your power cable).

4

After the exam, connect to the Internet, launch SofTest; and your exam(s) will upload.

EXAM TAKER ACTIVATION CARD SYSTEM REQUIREMENTS

System requirements are subject to change. For the most current requirements, please visit examsoft.com/msr or by accessing the QR code below.



TECHNICAL SUPPORT

support@examsoft.com or call 866-429-8889

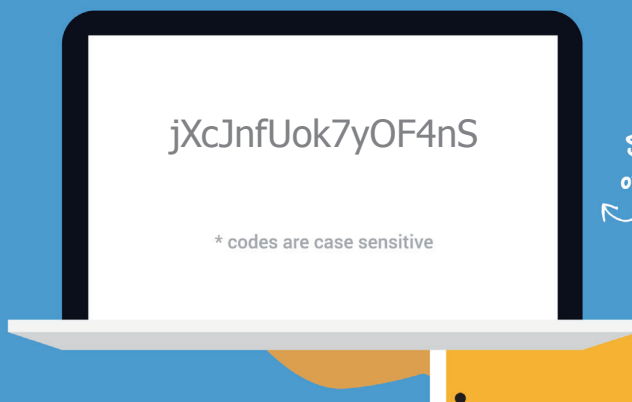


©2017 ExamSoft Worldwide, Inc.



EXAM TAKER ACTIVATION CARD

To activate, scratch off the code below, and enter it at:
<http://www.examssoft.com/seminolenursing>



How to activate your card for use (in 4 easy steps!)

1

Check your system requirements. Login to your school's ExamSoft URL (above).

2

Download/register SofTest. Activate your license by entering the code above.

3

On exam day, make sure your laptop is fully charged (bring your power cable).

4

After the exam, connect to the Internet, launch SofTest; and your exam(s) will upload.

EXAM TAKER ACTIVATION CARD SYSTEM REQUIREMENTS

System requirements are subject to change. For the most current requirements, please visit examsoft.com/msr or by accessing the QR code below.



TECHNICAL SUPPORT

support@examsoft.com or call 866-429-8889

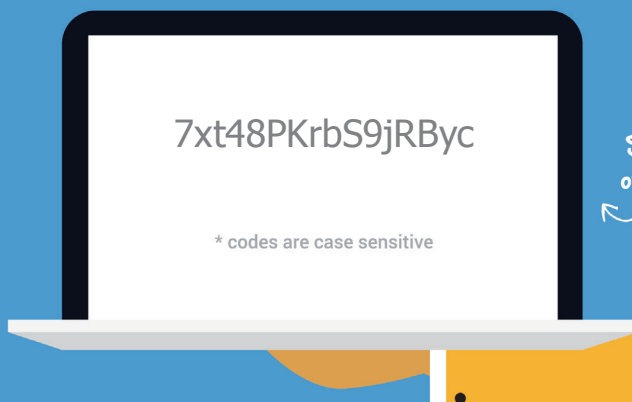


©2017 ExamSoft Worldwide, Inc.



EXAM TAKER ACTIVATION CARD

To activate, scratch off the code below, and enter it at:
<http://www.examssoft.com/seminolenursing>



How to activate your card for use (in 4 easy steps!)

1

Check your system requirements. Login to your school's ExamSoft URL (above).

2

Download/register SofTest. Activate your license by entering the code above.

3

On exam day, make sure your laptop is fully charged (bring your power cable).

4

After the exam, connect to the Internet, launch SofTest; and your exam(s) will upload.

EXAM TAKER ACTIVATION CARD SYSTEM REQUIREMENTS

System requirements are subject to change. For the most current requirements, please visit examsoft.com/msr or by accessing the QR code below.



TECHNICAL SUPPORT

support@examsoft.com or call 866-429-8889

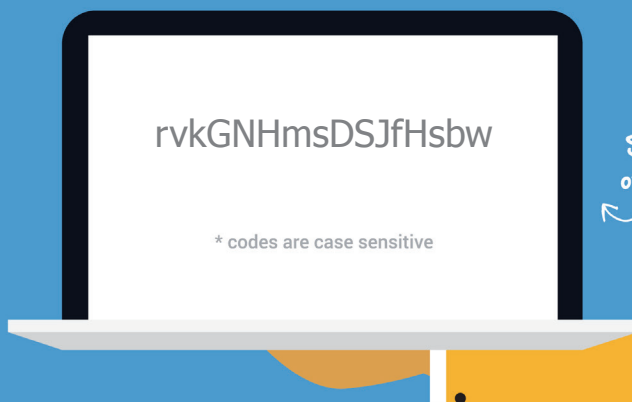


©2017 ExamSoft Worldwide, Inc.



EXAM TAKER ACTIVATION CARD

To activate, scratch off the code below, and enter it at:
<http://www.examssoft.com/seminolenursing>



How to activate your card for use (in 4 easy steps!)

1

Check your system requirements. Login to your school's ExamSoft URL (above).

2

Download/register SofTest. Activate your license by entering the code above.

3

On exam day, make sure your laptop is fully charged (bring your power cable).

4

After the exam, connect to the Internet, launch SofTest; and your exam(s) will upload.

EXAM TAKER ACTIVATION CARD SYSTEM REQUIREMENTS

System requirements are subject to change. For the most current requirements, please visit examsoft.com/msr or by accessing the QR code below.



TECHNICAL SUPPORT

support@examsoft.com or call 866-429-8889

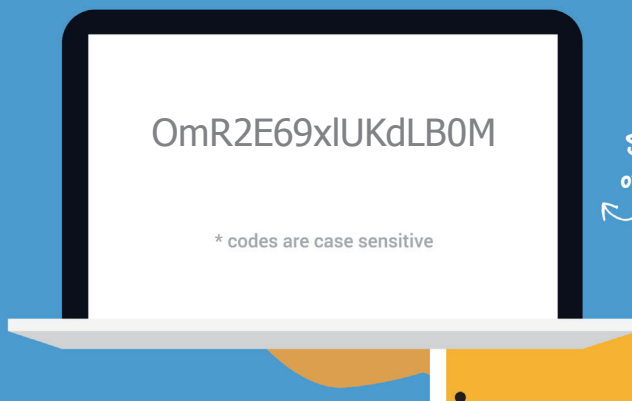


©2017 ExamSoft Worldwide, Inc.



EXAM TAKER ACTIVATION CARD

To activate, scratch off the code below, and enter it at:
<http://www.examssoft.com/seminolenursing>



How to activate your card for use (in 4 easy steps!)

1

Check your system requirements. Login to your school's ExamSoft URL (above).

2

Download/register SofTest. Activate your license by entering the code above.

3

On exam day, make sure your laptop is fully charged (bring your power cable).

4

After the exam, connect to the Internet, launch SofTest; and your exam(s) will upload.

EXAM TAKER ACTIVATION CARD SYSTEM REQUIREMENTS

System requirements are subject to change. For the most current requirements, please visit examsoft.com/msr or by accessing the QR code below.



TECHNICAL SUPPORT

support@examsoft.com or call 866-429-8889

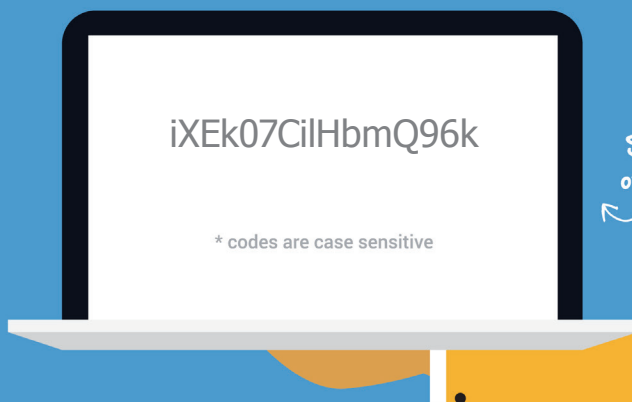


©2017 ExamSoft Worldwide, Inc.



EXAM TAKER ACTIVATION CARD

To activate, scratch off the code below, and enter it at:
<http://www.examssoft.com/seminolenursing>



How to activate your card for use (in 4 easy steps!)

1

Check your system requirements. Login to your school's ExamSoft URL (above).

2

Download/register SofTest. Activate your license by entering the code above.

3

On exam day, make sure your laptop is fully charged (bring your power cable).

4

After the exam, connect to the Internet, launch SofTest; and your exam(s) will upload.

EXAM TAKER ACTIVATION CARD SYSTEM REQUIREMENTS

System requirements are subject to change. For the most current requirements, please visit examsoft.com/msr or by accessing the QR code below.



TECHNICAL SUPPORT

support@examsoft.com or call 866-429-8889

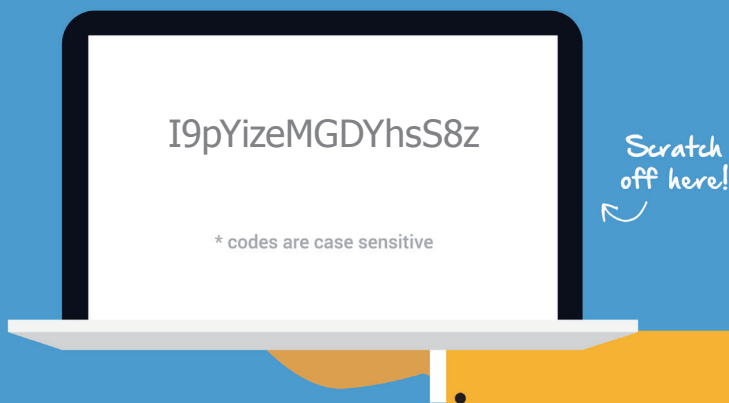


©2017 ExamSoft Worldwide, Inc.



EXAM TAKER ACTIVATION CARD

To activate, scratch off the code below, and enter it at:
<http://www.examssoft.com/seminolenursing>



How to activate your card for use (in 4 easy steps!)

1

Check your system requirements. Login to your school's ExamSoft URL (above).

2

Download/register SofTest. Activate your license by entering the code above.

3

On exam day, make sure your laptop is fully charged (bring your power cable).

4

After the exam, connect to the Internet, launch SofTest; and your exam(s) will upload.

EXAM TAKER ACTIVATION CARD SYSTEM REQUIREMENTS

System requirements are subject to change. For the most current requirements, please visit examsoft.com/msr or by accessing the QR code below.



TECHNICAL SUPPORT

support@examsoft.com or call 866-429-8889

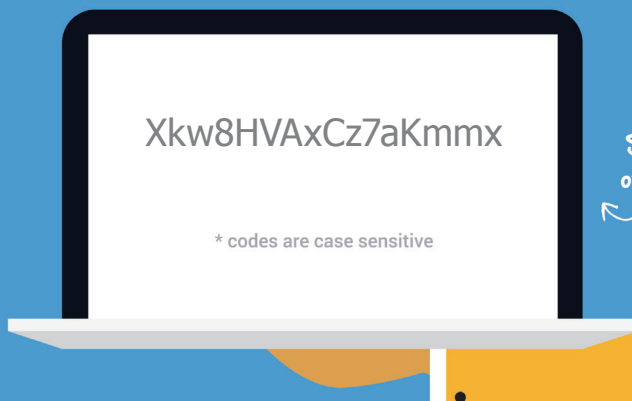


©2017 ExamSoft Worldwide, Inc.



EXAM TAKER ACTIVATION CARD

To activate, scratch off the code below, and enter it at:
<http://www.examssoft.com/seminolenursing>



How to activate your card for use (in 4 easy steps!)

1

Check your system requirements. Login to your school's ExamSoft URL (above).

2

Download/register SofTest. Activate your license by entering the code above.

3

On exam day, make sure your laptop is fully charged (bring your power cable).

4

After the exam, connect to the Internet, launch SofTest; and your exam(s) will upload.

EXAM TAKER ACTIVATION CARD SYSTEM REQUIREMENTS

System requirements are subject to change. For the most current requirements, please visit examsoft.com/msr or by accessing the QR code below.



TECHNICAL SUPPORT

support@examsoft.com or call 866-429-8889

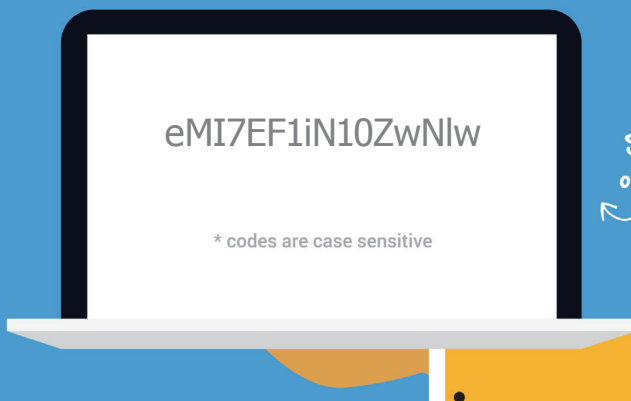


©2017 ExamSoft Worldwide, Inc.



EXAM TAKER ACTIVATION CARD

To activate, scratch off the code below, and enter it at:
<http://www.examssoft.com/seminolenursing>



How to activate your card for use (in 4 easy steps!)

1

Check your system requirements. Login to your school's ExamSoft URL (above).

2

Download/register SofTest. Activate your license by entering the code above.

3

On exam day, make sure your laptop is fully charged (bring your power cable).

4

After the exam, connect to the Internet, launch SofTest; and your exam(s) will upload.

EXAM TAKER ACTIVATION CARD SYSTEM REQUIREMENTS

System requirements are subject to change. For the most current requirements, please visit examsoft.com/msr or by accessing the QR code below.



TECHNICAL SUPPORT

support@examsoft.com or call 866-429-8889

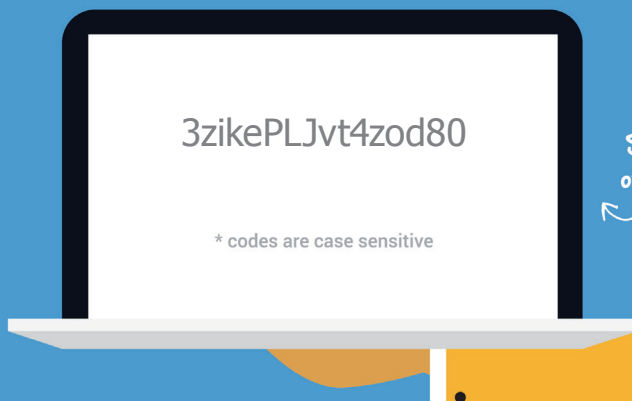


©2017 ExamSoft Worldwide, Inc.



EXAM TAKER ACTIVATION CARD

To activate, scratch off the code below, and enter it at:
<http://www.examssoft.com/seminolenursing>



How to activate your card for use (in 4 easy steps!)

1

Check your system requirements. Login to your school's ExamSoft URL (above).

2

Download/register SofTest. Activate your license by entering the code above.

3

On exam day, make sure your laptop is fully charged (bring your power cable).

4

After the exam, connect to the Internet, launch SofTest; and your exam(s) will upload.

EXAM TAKER ACTIVATION CARD SYSTEM REQUIREMENTS

System requirements are subject to change. For the most current requirements, please visit examsoft.com/msr or by accessing the QR code below.



TECHNICAL SUPPORT

support@examsoft.com or call 866-429-8889

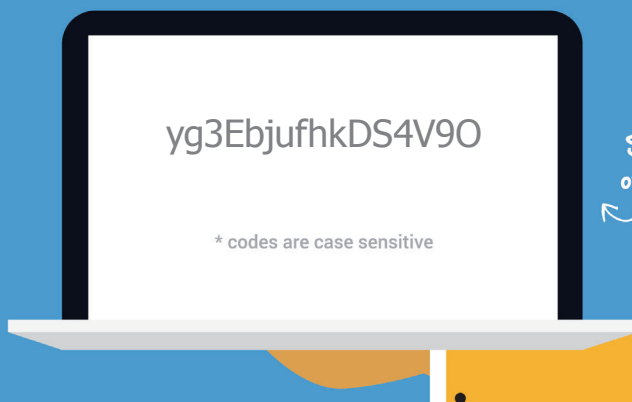


©2017 ExamSoft Worldwide, Inc.



EXAM TAKER ACTIVATION CARD

To activate, scratch off the code below, and enter it at:
<http://www.examssoft.com/seminolenursing>



How to activate your card for use (in 4 easy steps!)

1

Check your system requirements. Login to your school's ExamSoft URL (above).

2

Download/register SofTest. Activate your license by entering the code above.

3

On exam day, make sure your laptop is fully charged (bring your power cable).

4

After the exam, connect to the Internet, launch SofTest; and your exam(s) will upload.

EXAM TAKER ACTIVATION CARD SYSTEM REQUIREMENTS

System requirements are subject to change. For the most current requirements, please visit examsoft.com/msr or by accessing the QR code below.



TECHNICAL SUPPORT

support@examsoft.com or call 866-429-8889

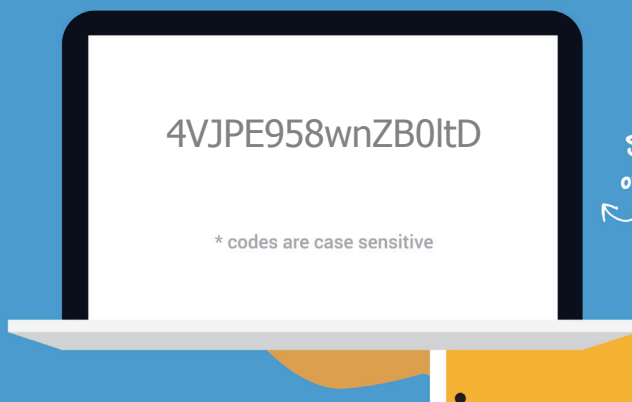


©2017 ExamSoft Worldwide, Inc.



EXAM TAKER ACTIVATION CARD

To activate, scratch off the code below, and enter it at:
<http://www.examssoft.com/seminolenursing>



How to activate your card for use (in 4 easy steps!)

1

Check your system requirements. Login to your school's ExamSoft URL (above).

2

Download/register SofTest. Activate your license by entering the code above.

3

On exam day, make sure your laptop is fully charged (bring your power cable).

4

After the exam, connect to the Internet, launch SofTest; and your exam(s) will upload.

EXAM TAKER ACTIVATION CARD SYSTEM REQUIREMENTS

System requirements are subject to change. For the most current requirements, please visit examsoft.com/msr or by accessing the QR code below.



TECHNICAL SUPPORT

support@examsoft.com or call 866-429-8889

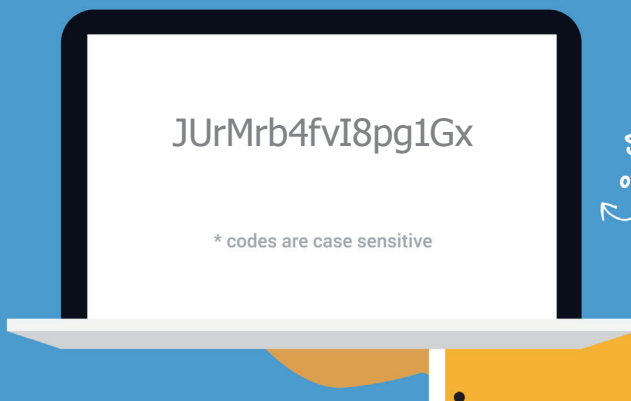


©2017 ExamSoft Worldwide, Inc.



EXAM TAKER ACTIVATION CARD

To activate, scratch off the code below, and enter it at:
<http://www.examssoft.com/seminolenursing>



How to activate your card for use (in 4 easy steps!)

1

Check your system requirements. Login to your school's ExamSoft URL (above).

2

Download/register SofTest. Activate your license by entering the code above.

3

On exam day, make sure your laptop is fully charged (bring your power cable).

4

After the exam, connect to the Internet, launch SofTest; and your exam(s) will upload.

EXAM TAKER ACTIVATION CARD SYSTEM REQUIREMENTS

System requirements are subject to change. For the most current requirements, please visit examsoft.com/msr or by accessing the QR code below.



TECHNICAL SUPPORT

support@examsoft.com or call 866-429-8889

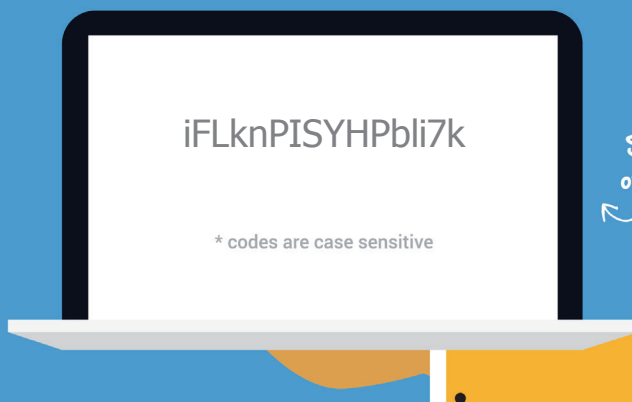


©2017 ExamSoft Worldwide, Inc.



EXAM TAKER ACTIVATION CARD

To activate, scratch off the code below, and enter it at:
<http://www.examssoft.com/seminolenursing>



How to activate your card for use (in 4 easy steps!)

1

Check your system requirements. Login to your school's ExamSoft URL (above).

2

Download/register SofTest. Activate your license by entering the code above.

3

On exam day, make sure your laptop is fully charged (bring your power cable).

4

After the exam, connect to the Internet, launch SofTest; and your exam(s) will upload.

EXAM TAKER ACTIVATION CARD SYSTEM REQUIREMENTS

System requirements are subject to change. For the most current requirements, please visit examsoft.com/msr or by accessing the QR code below.



TECHNICAL SUPPORT

support@examsoft.com or call 866-429-8889

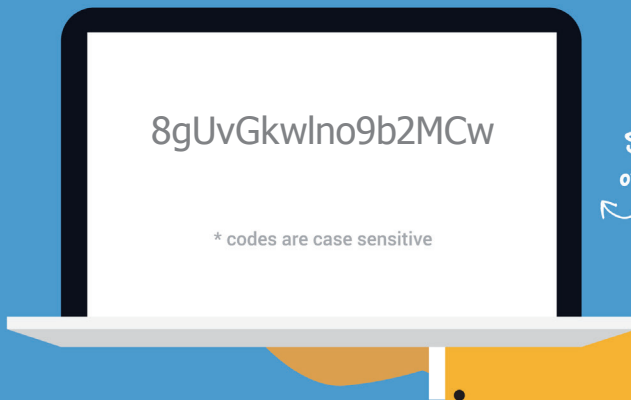


©2017 ExamSoft Worldwide, Inc.



EXAM TAKER ACTIVATION CARD

To activate, scratch off the code below, and enter it at:
<http://www.examssoft.com/seminolenursing>



How to activate your card for use (in 4 easy steps!)

1

Check your system requirements. Login to your school's ExamSoft URL (above).

2

Download/register SofTest. Activate your license by entering the code above.

3

On exam day, make sure your laptop is fully charged (bring your power cable).

4

After the exam, connect to the Internet, launch SofTest; and your exam(s) will upload.

EXAM TAKER ACTIVATION CARD SYSTEM REQUIREMENTS

System requirements are subject to change. For the most current requirements, please visit examsoft.com/msr or by accessing the QR code below.



TECHNICAL SUPPORT

support@examsoft.com or call 866-429-8889

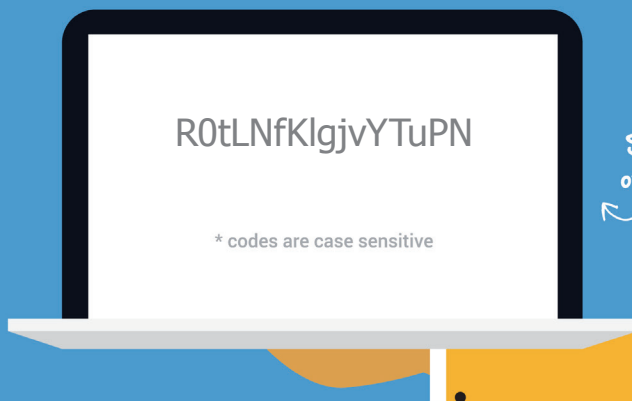


©2017 ExamSoft Worldwide, Inc.



EXAM TAKER ACTIVATION CARD

To activate, scratch off the code below, and enter it at:
<http://www.examssoft.com/seminolenursing>



How to activate your card for use (in 4 easy steps!)

1

Check your system requirements. Login to your school's ExamSoft URL (above).

2

Download/register SofTest. Activate your license by entering the code above.

3

On exam day, make sure your laptop is fully charged (bring your power cable).

4

After the exam, connect to the Internet, launch SofTest; and your exam(s) will upload.

EXAM TAKER ACTIVATION CARD SYSTEM REQUIREMENTS

System requirements are subject to change. For the most current requirements, please visit examsoft.com/msr or by accessing the QR code below.



TECHNICAL SUPPORT

support@examsoft.com or call 866-429-8889

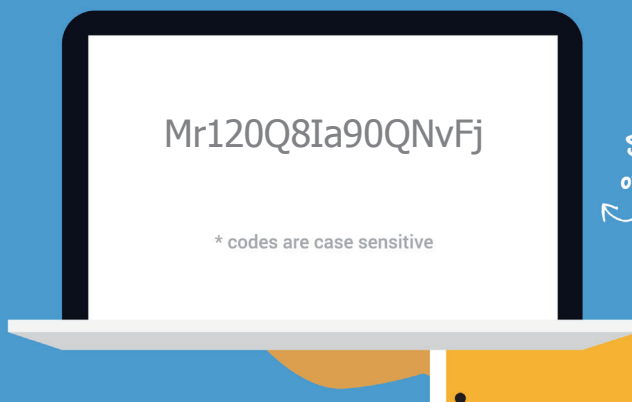


©2017 ExamSoft Worldwide, Inc.



EXAM TAKER ACTIVATION CARD

To activate, scratch off the code below, and enter it at:
<http://www.examssoft.com/seminolenursing>



How to activate your card for use (in 4 easy steps!)

1

Check your system requirements. Login to your school's ExamSoft URL (above).

2

Download/register SofTest. Activate your license by entering the code above.

3

On exam day, make sure your laptop is fully charged (bring your power cable).

4

After the exam, connect to the Internet, launch SofTest; and your exam(s) will upload.

EXAM TAKER ACTIVATION CARD SYSTEM REQUIREMENTS

System requirements are subject to change. For the most current requirements, please visit examsoft.com/msr or by accessing the QR code below.



TECHNICAL SUPPORT

support@examsoft.com or call 866-429-8889

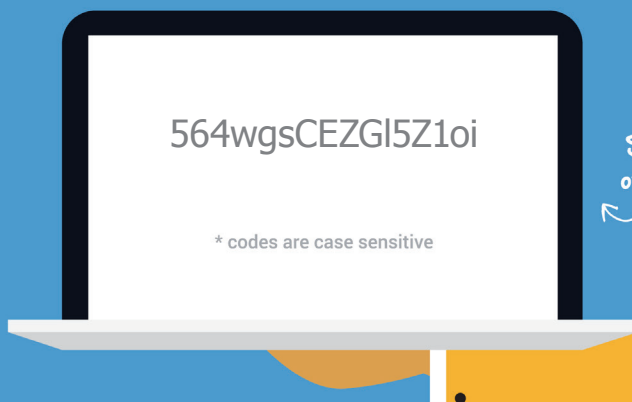


©2017 ExamSoft Worldwide, Inc.



EXAM TAKER ACTIVATION CARD

To activate, scratch off the code below, and enter it at:
<http://www.examssoft.com/seminolenursing>



How to activate your card for use (in 4 easy steps!)

1

Check your system requirements. Login to your school's ExamSoft URL (above).

2

Download/register SofTest. Activate your license by entering the code above.

3

On exam day, make sure your laptop is fully charged (bring your power cable).

4

After the exam, connect to the Internet, launch SofTest; and your exam(s) will upload.

EXAM TAKER ACTIVATION CARD SYSTEM REQUIREMENTS

System requirements are subject to change. For the most current requirements, please visit examsoft.com/msr or by accessing the QR code below.



TECHNICAL SUPPORT

support@examsoft.com or call 866-429-8889

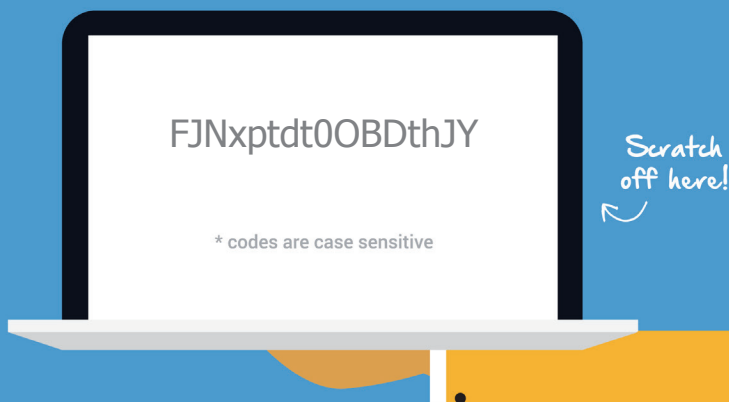


©2017 ExamSoft Worldwide, Inc.



EXAM TAKER ACTIVATION CARD

To activate, scratch off the code below, and enter it at:
<http://www.examssoft.com/seminolenursing>



How to activate your card for use (in 4 easy steps!)

1

Check your system requirements. Login to your school's ExamSoft URL (above).

2

Download/register SofTest. Activate your license by entering the code above.

3

On exam day, make sure your laptop is fully charged (bring your power cable).

4

After the exam, connect to the Internet, launch SofTest; and your exam(s) will upload.

EXAM TAKER ACTIVATION CARD SYSTEM REQUIREMENTS

System requirements are subject to change. For the most current requirements, please visit examsoft.com/msr or by accessing the QR code below.



TECHNICAL SUPPORT

support@examsoft.com or call 866-429-8889

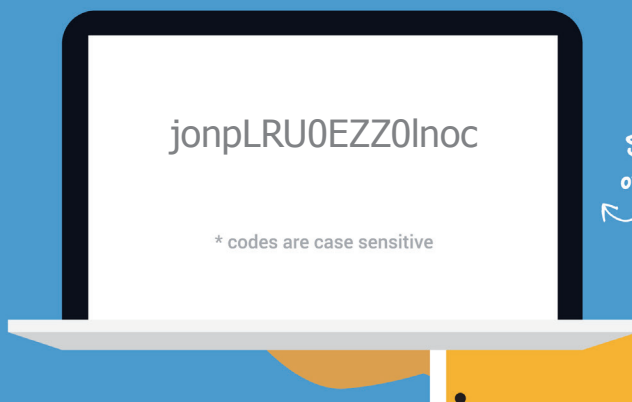


©2017 ExamSoft Worldwide, Inc.



EXAM TAKER ACTIVATION CARD

To activate, scratch off the code below, and enter it at:
<http://www.examssoft.com/seminolenursing>



How to activate your card for use (in 4 easy steps!)

1

Check your system requirements. Login to your school's ExamSoft URL (above).

2

Download/register SofTest. Activate your license by entering the code above.

3

On exam day, make sure your laptop is fully charged (bring your power cable).

4

After the exam, connect to the Internet, launch SofTest; and your exam(s) will upload.

EXAM TAKER ACTIVATION CARD SYSTEM REQUIREMENTS

System requirements are subject to change. For the most current requirements, please visit examsoft.com/msr or by accessing the QR code below.



TECHNICAL SUPPORT

support@examsoft.com or call 866-429-8889

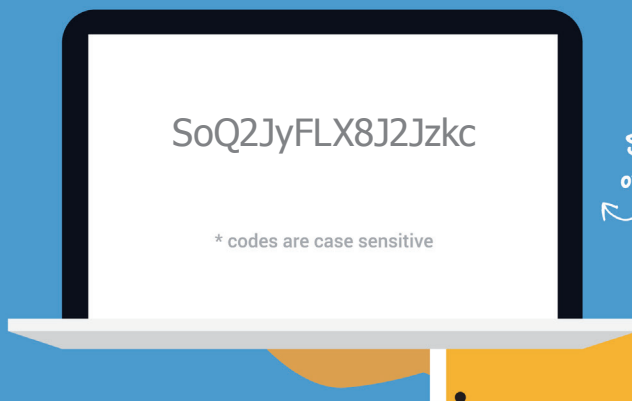


©2017 ExamSoft Worldwide, Inc.



EXAM TAKER ACTIVATION CARD

To activate, scratch off the code below, and enter it at:
<http://www.examssoft.com/seminolenursing>



How to activate your card for use (in 4 easy steps!)

1

Check your system requirements. Login to your school's ExamSoft URL (above).

2

Download/register SofTest. Activate your license by entering the code above.

3

On exam day, make sure your laptop is fully charged (bring your power cable).

4

After the exam, connect to the Internet, launch SofTest; and your exam(s) will upload.

EXAM TAKER ACTIVATION CARD SYSTEM REQUIREMENTS

System requirements are subject to change. For the most current requirements, please visit examsoft.com/msr or by accessing the QR code below.



TECHNICAL SUPPORT

support@examsoft.com or call 866-429-8889

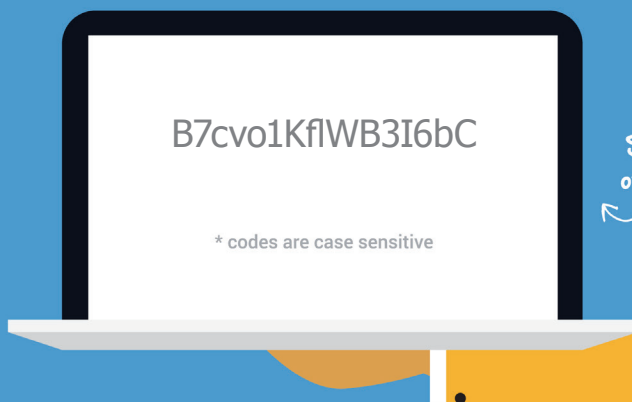


©2017 ExamSoft Worldwide, Inc.



EXAM TAKER ACTIVATION CARD

To activate, scratch off the code below, and enter it at:
<http://www.examssoft.com/seminolenursing>



How to activate your card for use (in 4 easy steps!)

1

Check your system requirements. Login to your school's ExamSoft URL (above).

2

Download/register SofTest. Activate your license by entering the code above.

3

On exam day, make sure your laptop is fully charged (bring your power cable).

4

After the exam, connect to the Internet, launch SofTest; and your exam(s) will upload.

EXAM TAKER ACTIVATION CARD SYSTEM REQUIREMENTS

System requirements are subject to change. For the most current requirements, please visit examsoft.com/msr or by accessing the QR code below.



TECHNICAL SUPPORT

support@examsoft.com or call 866-429-8889

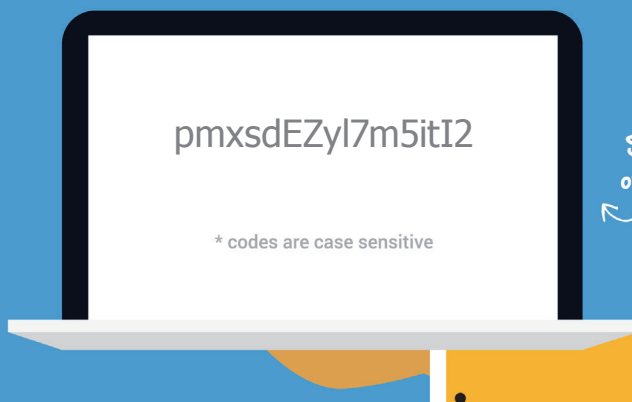


©2017 ExamSoft Worldwide, Inc.



EXAM TAKER ACTIVATION CARD

To activate, scratch off the code below, and enter it at:
<http://www.examssoft.com/seminolenursing>



How to activate your card for use (in 4 easy steps!)

1

Check your system requirements. Login to your school's ExamSoft URL (above).

2

Download/register SofTest. Activate your license by entering the code above.

3

On exam day, make sure your laptop is fully charged (bring your power cable).

4

After the exam, connect to the Internet, launch SofTest; and your exam(s) will upload.

EXAM TAKER ACTIVATION CARD SYSTEM REQUIREMENTS

System requirements are subject to change. For the most current requirements, please visit examsoft.com/msr or by accessing the QR code below.



TECHNICAL SUPPORT

support@examsoft.com or call 866-429-8889

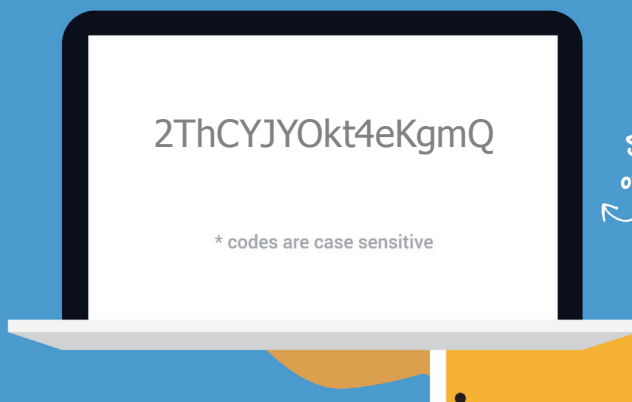


©2017 ExamSoft Worldwide, Inc.



EXAM TAKER ACTIVATION CARD

To activate, scratch off the code below, and enter it at:
<http://www.examssoft.com/seminolenursing>



How to activate your card for use (in 4 easy steps!)

1

Check your system requirements. Login to your school's ExamSoft URL (above).

2

Download/register SofTest. Activate your license by entering the code above.

3

On exam day, make sure your laptop is fully charged (bring your power cable).

4

After the exam, connect to the Internet, launch SofTest; and your exam(s) will upload.

EXAM TAKER ACTIVATION CARD SYSTEM REQUIREMENTS

System requirements are subject to change. For the most current requirements, please visit examsoft.com/msr or by accessing the QR code below.



TECHNICAL SUPPORT

support@examsoft.com or call 866-429-8889

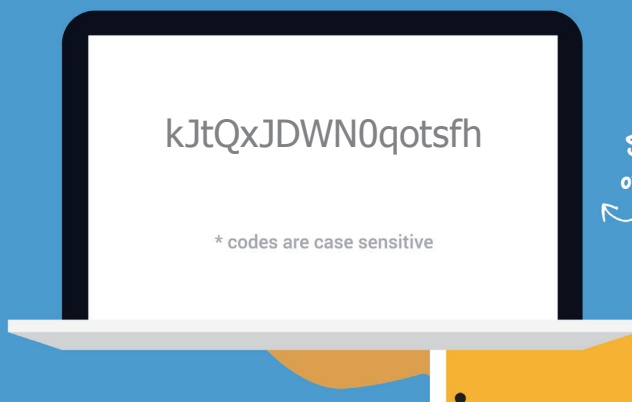


©2017 ExamSoft Worldwide, Inc.



EXAM TAKER ACTIVATION CARD

To activate, scratch off the code below, and enter it at:
<http://www.examssoft.com/seminolenursing>



How to activate your card for use (in 4 easy steps!)

1

Check your system requirements. Login to your school's ExamSoft URL (above).

2

Download/register SofTest. Activate your license by entering the code above.

3

On exam day, make sure your laptop is fully charged (bring your power cable).

4

After the exam, connect to the Internet, launch SofTest; and your exam(s) will upload.

EXAM TAKER ACTIVATION CARD SYSTEM REQUIREMENTS

System requirements are subject to change. For the most current requirements, please visit examsoft.com/msr or by accessing the QR code below.



TECHNICAL SUPPORT

support@examsoft.com or call 866-429-8889

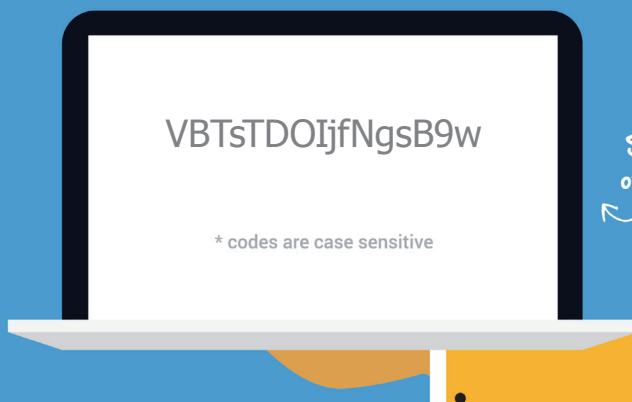


©2017 ExamSoft Worldwide, Inc.



EXAM TAKER ACTIVATION CARD

To activate, scratch off the code below, and enter it at:
<http://www.examssoft.com/seminolenursing>



How to activate your card for use (in 4 easy steps!)

1

Check your system requirements. Login to your school's ExamSoft URL (above).

2

Download/register SofTest. Activate your license by entering the code above.

3

On exam day, make sure your laptop is fully charged (bring your power cable).

4

After the exam, connect to the Internet, launch SofTest; and your exam(s) will upload.

EXAM TAKER ACTIVATION CARD SYSTEM REQUIREMENTS

System requirements are subject to change. For the most current requirements, please visit examsoft.com/msr or by accessing the QR code below.



TECHNICAL SUPPORT

support@examsoft.com or call 866-429-8889

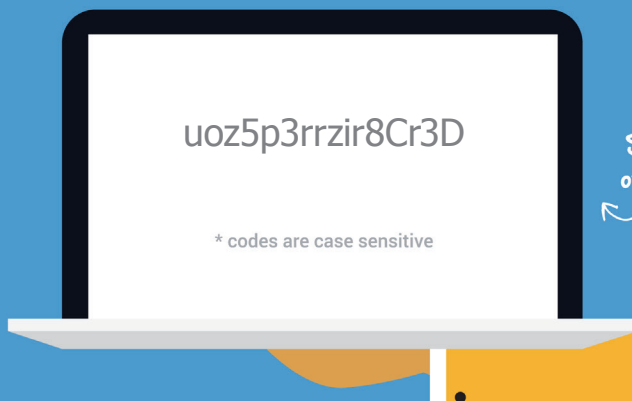


©2017 ExamSoft Worldwide, Inc.



EXAM TAKER ACTIVATION CARD

To activate, scratch off the code below, and enter it at:
<http://www.examssoft.com/seminolenursing>



How to activate your card for use (in 4 easy steps!)

1

Check your system requirements. Login to your school's ExamSoft URL (above).

2

Download/register SofTest. Activate your license by entering the code above.

3

On exam day, make sure your laptop is fully charged (bring your power cable).

4

After the exam, connect to the Internet, launch SofTest; and your exam(s) will upload.

EXAM TAKER ACTIVATION CARD SYSTEM REQUIREMENTS

System requirements are subject to change. For the most current requirements, please visit examsoft.com/msr or by accessing the QR code below.



TECHNICAL SUPPORT

support@examsoft.com or call 866-429-8889

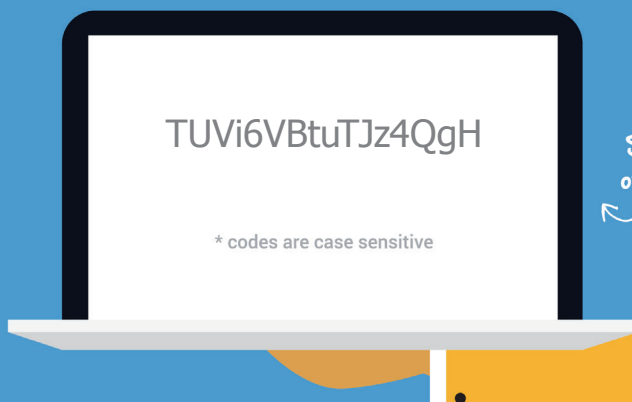


©2017 ExamSoft Worldwide, Inc.



EXAM TAKER ACTIVATION CARD

To activate, scratch off the code below, and enter it at:
<http://www.examssoft.com/seminolenursing>



How to activate your card for use (in 4 easy steps!)

1

Check your system requirements. Login to your school's ExamSoft URL (above).

2

Download/register SofTest. Activate your license by entering the code above.

3

On exam day, make sure your laptop is fully charged (bring your power cable).

4

After the exam, connect to the Internet, launch SofTest; and your exam(s) will upload.

EXAM TAKER ACTIVATION CARD SYSTEM REQUIREMENTS

System requirements are subject to change. For the most current requirements, please visit examsoft.com/msr or by accessing the QR code below.



TECHNICAL SUPPORT

support@examsoft.com or call 866-429-8889

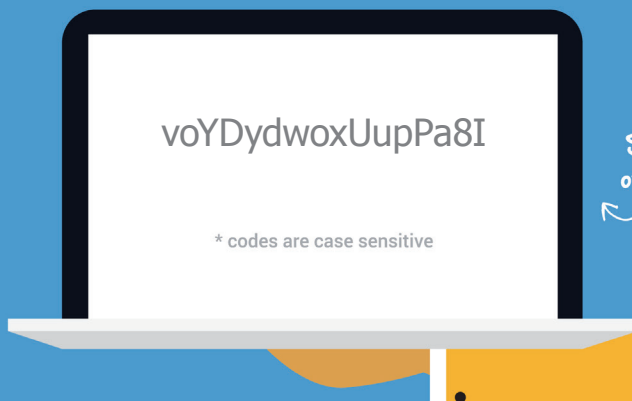


©2017 ExamSoft Worldwide, Inc.



EXAM TAKER ACTIVATION CARD

To activate, scratch off the code below, and enter it at:
<http://www.examssoft.com/seminolenursing>



How to activate your card for use (in 4 easy steps!)

1

Check your system requirements. Login to your school's ExamSoft URL (above).

2

Download/register SofTest. Activate your license by entering the code above.

3

On exam day, make sure your laptop is fully charged (bring your power cable).

4

After the exam, connect to the Internet, launch SofTest; and your exam(s) will upload.

EXAM TAKER ACTIVATION CARD SYSTEM REQUIREMENTS

System requirements are subject to change. For the most current requirements, please visit examsoft.com/msr or by accessing the QR code below.



TECHNICAL SUPPORT

support@examsoft.com or call 866-429-8889

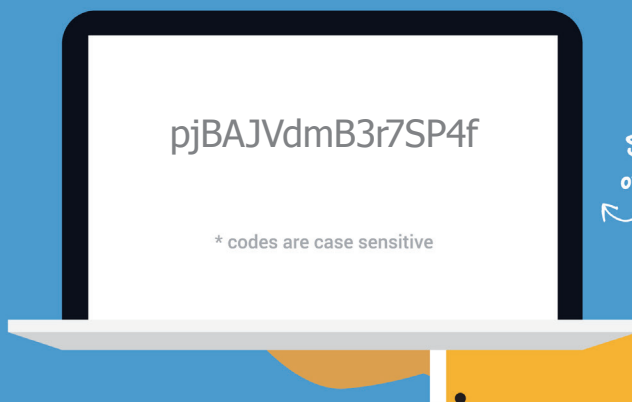


©2017 ExamSoft Worldwide, Inc.



EXAM TAKER ACTIVATION CARD

To activate, scratch off the code below, and enter it at:
<http://www.examssoft.com/seminolenursing>



How to activate your card for use (in 4 easy steps!)

1

Check your system requirements. Login to your school's ExamSoft URL (above).

2

Download/register SofTest. Activate your license by entering the code above.

3

On exam day, make sure your laptop is fully charged (bring your power cable).

4

After the exam, connect to the Internet, launch SofTest; and your exam(s) will upload.

EXAM TAKER ACTIVATION CARD SYSTEM REQUIREMENTS

System requirements are subject to change. For the most current requirements, please visit examsoft.com/msr or by accessing the QR code below.



TECHNICAL SUPPORT

support@examsoft.com or call 866-429-8889

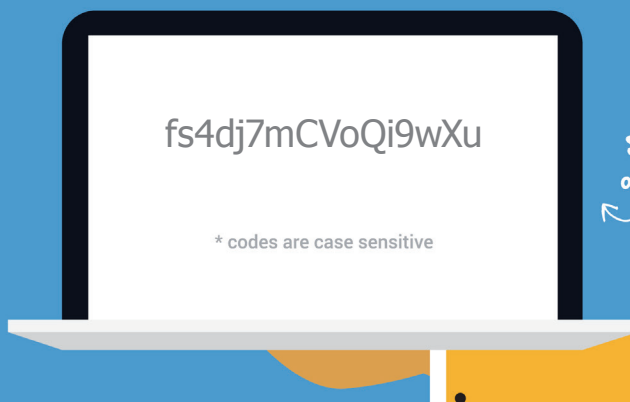


©2017 ExamSoft Worldwide, Inc.



EXAM TAKER ACTIVATION CARD

To activate, scratch off the code below, and enter it at:
<http://www.examssoft.com/seminolenursing>



How to activate your card for use (in 4 easy steps!)

1

Check your system requirements. Login to your school's ExamSoft URL (above).

2

Download/register SofTest. Activate your license by entering the code above.

3

On exam day, make sure your laptop is fully charged (bring your power cable).

4

After the exam, connect to the Internet, launch SofTest; and your exam(s) will upload.

EXAM TAKER ACTIVATION CARD SYSTEM REQUIREMENTS

System requirements are subject to change. For the most current requirements, please visit examsoft.com/msr or by accessing the QR code below.



TECHNICAL SUPPORT

support@examsoft.com or call 866-429-8889

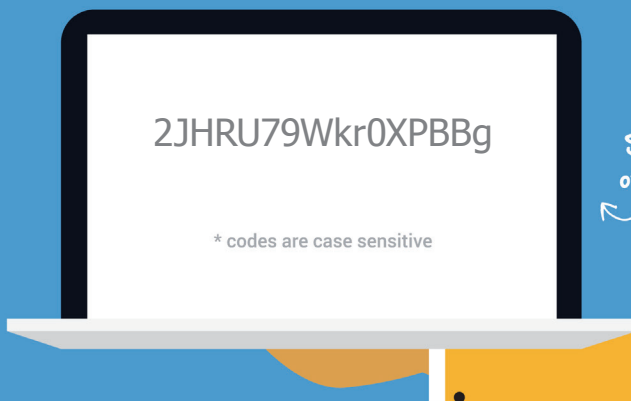


©2017 ExamSoft Worldwide, Inc.



EXAM TAKER ACTIVATION CARD

To activate, scratch off the code below, and enter it at:
<http://www.examssoft.com/seminolenursing>



How to activate your card for use (in 4 easy steps!)

1

Check your system requirements. Login to your school's ExamSoft URL (above).

2

Download/register SofTest. Activate your license by entering the code above.

3

On exam day, make sure your laptop is fully charged (bring your power cable).

4

After the exam, connect to the Internet, launch SofTest; and your exam(s) will upload.

EXAM TAKER ACTIVATION CARD SYSTEM REQUIREMENTS

System requirements are subject to change. For the most current requirements, please visit examsoft.com/msr or by accessing the QR code below.



TECHNICAL SUPPORT

support@examsoft.com or call 866-429-8889

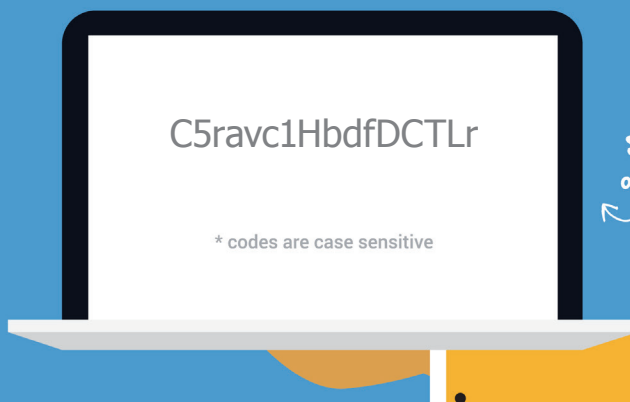


©2017 ExamSoft Worldwide, Inc.



EXAM TAKER ACTIVATION CARD

To activate, scratch off the code below, and enter it at:
<http://www.examssoft.com/seminolenursing>



How to activate your card for use (in 4 easy steps!)

1

Check your system requirements. Login to your school's ExamSoft URL (above).

2

Download/register SofTest. Activate your license by entering the code above.

3

On exam day, make sure your laptop is fully charged (bring your power cable).

4

After the exam, connect to the Internet, launch SofTest; and your exam(s) will upload.

EXAM TAKER ACTIVATION CARD SYSTEM REQUIREMENTS

System requirements are subject to change. For the most current requirements, please visit examsoft.com/msr or by accessing the QR code below.



TECHNICAL SUPPORT

support@examsoft.com or call 866-429-8889

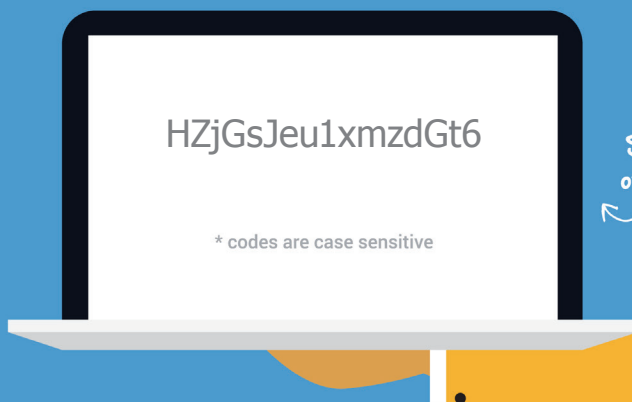


©2017 ExamSoft Worldwide, Inc.



EXAM TAKER ACTIVATION CARD

To activate, scratch off the code below, and enter it at:
<http://www.examssoft.com/seminolenursing>



How to activate your card for use (in 4 easy steps!)

1

Check your system requirements. Login to your school's ExamSoft URL (above).

2

Download/register SofTest. Activate your license by entering the code above.

3

On exam day, make sure your laptop is fully charged (bring your power cable).

4

After the exam, connect to the Internet, launch SofTest; and your exam(s) will upload.

EXAM TAKER ACTIVATION CARD SYSTEM REQUIREMENTS

System requirements are subject to change. For the most current requirements, please visit examsoft.com/msr or by accessing the QR code below.



TECHNICAL SUPPORT

support@examsoft.com or call 866-429-8889

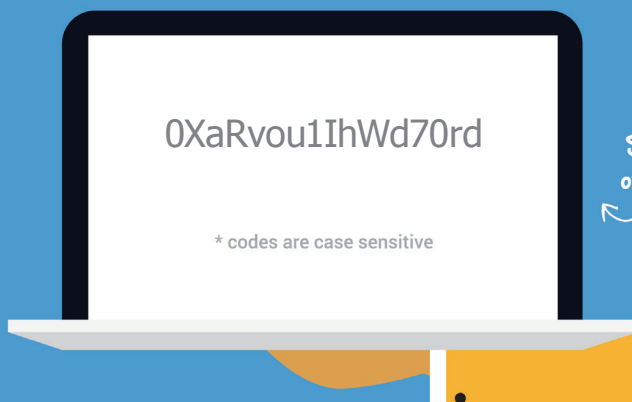


©2017 ExamSoft Worldwide, Inc.



EXAM TAKER ACTIVATION CARD

To activate, scratch off the code below, and enter it at:
<http://www.examssoft.com/seminolenursing>



How to activate your card for use (in 4 easy steps!)

1

Check your system requirements. Login to your school's ExamSoft URL (above).

2

Download/register SofTest. Activate your license by entering the code above.

3

On exam day, make sure your laptop is fully charged (bring your power cable).

4

After the exam, connect to the Internet, launch SofTest; and your exam(s) will upload.

EXAM TAKER ACTIVATION CARD SYSTEM REQUIREMENTS

System requirements are subject to change. For the most current requirements, please visit examsoft.com/msr or by accessing the QR code below.



TECHNICAL SUPPORT

support@examsoft.com or call 866-429-8889

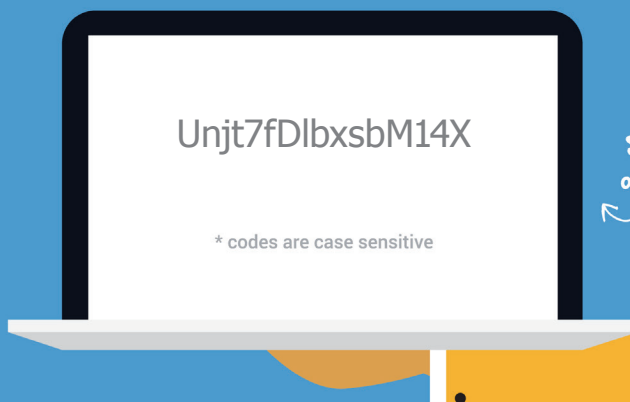


©2017 ExamSoft Worldwide, Inc.



EXAM TAKER ACTIVATION CARD

To activate, scratch off the code below, and enter it at:
<http://www.examssoft.com/seminolenursing>



How to activate your card for use (in 4 easy steps!)

1

Check your system requirements. Login to your school's ExamSoft URL (above).

2

Download/register SofTest. Activate your license by entering the code above.

3

On exam day, make sure your laptop is fully charged (bring your power cable).

4

After the exam, connect to the Internet, launch SofTest; and your exam(s) will upload.

EXAM TAKER ACTIVATION CARD SYSTEM REQUIREMENTS

System requirements are subject to change. For the most current requirements, please visit examsoft.com/msr or by accessing the QR code below.



TECHNICAL SUPPORT

support@examsoft.com or call 866-429-8889

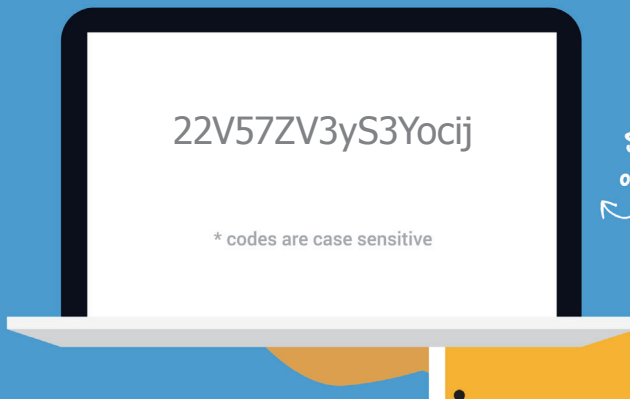


©2017 ExamSoft Worldwide, Inc.



EXAM TAKER ACTIVATION CARD

To activate, scratch off the code below, and enter it at:
<http://www.examssoft.com/seminolenursing>



How to activate your card for use (in 4 easy steps!)

1

Check your system requirements. Login to your school's ExamSoft URL (above).

2

Download/register SofTest. Activate your license by entering the code above.

3

On exam day, make sure your laptop is fully charged (bring your power cable).

4

After the exam, connect to the Internet, launch SofTest; and your exam(s) will upload.

EXAM TAKER ACTIVATION CARD SYSTEM REQUIREMENTS

System requirements are subject to change. For the most current requirements, please visit examsoft.com/msr or by accessing the QR code below.



TECHNICAL SUPPORT

support@examsoft.com or call 866-429-8889

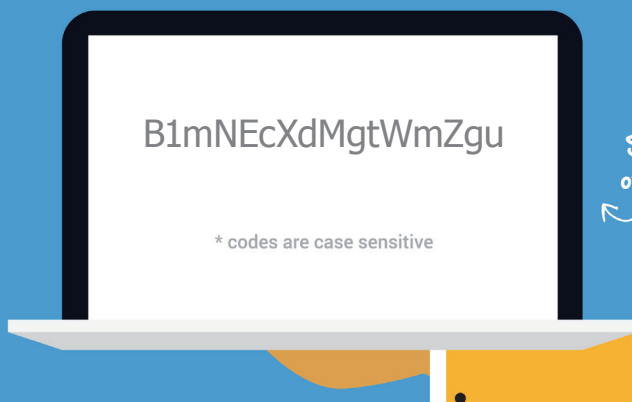


©2017 ExamSoft Worldwide, Inc.



EXAM TAKER ACTIVATION CARD

To activate, scratch off the code below, and enter it at:
<http://www.examssoft.com/seminolenursing>



How to activate your card for use (in 4 easy steps!)

1

Check your system requirements. Login to your school's ExamSoft URL (above).

2

Download/register SofTest. Activate your license by entering the code above.

3

On exam day, make sure your laptop is fully charged (bring your power cable).

4

After the exam, connect to the Internet, launch SofTest; and your exam(s) will upload.

EXAM TAKER ACTIVATION CARD SYSTEM REQUIREMENTS

System requirements are subject to change. For the most current requirements, please visit examsoft.com/msr or by accessing the QR code below.



TECHNICAL SUPPORT

support@examsoft.com or call 866-429-8889

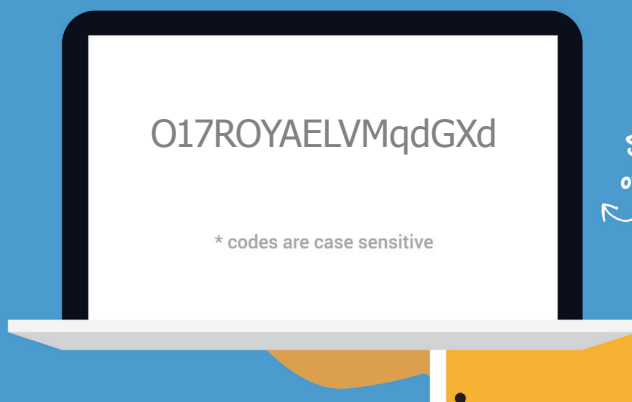


©2017 ExamSoft Worldwide, Inc.



EXAM TAKER ACTIVATION CARD

To activate, scratch off the code below, and enter it at:
<http://www.examssoft.com/seminolenursing>



How to activate your card for use (in 4 easy steps!)

1

Check your system requirements. Login to your school's ExamSoft URL (above).

2

Download/register SofTest. Activate your license by entering the code above.

3

On exam day, make sure your laptop is fully charged (bring your power cable).

4

After the exam, connect to the Internet, launch SofTest; and your exam(s) will upload.

EXAM TAKER ACTIVATION CARD SYSTEM REQUIREMENTS

System requirements are subject to change. For the most current requirements, please visit examsoft.com/msr or by accessing the QR code below.



TECHNICAL SUPPORT

support@examsoft.com or call 866-429-8889

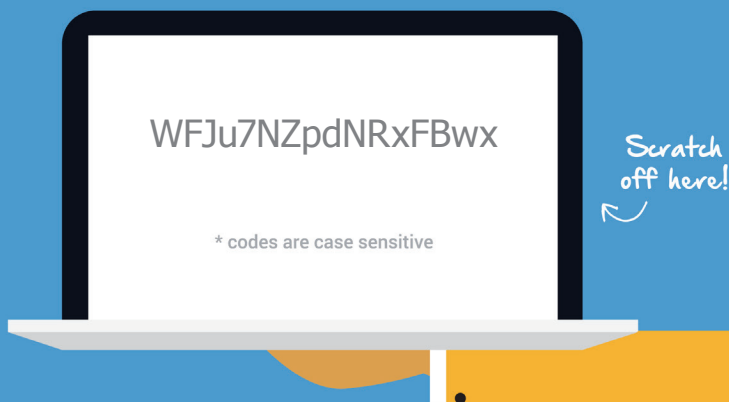


©2017 ExamSoft Worldwide, Inc.



EXAM TAKER ACTIVATION CARD

To activate, scratch off the code below, and enter it at:
<http://www.examssoft.com/seminolenursing>



How to activate your card for use (in 4 easy steps!)

1

Check your system requirements. Login to your school's ExamSoft URL (above).

2

Download/register SofTest. Activate your license by entering the code above.

3

On exam day, make sure your laptop is fully charged (bring your power cable).

4

After the exam, connect to the Internet, launch SofTest; and your exam(s) will upload.

EXAM TAKER ACTIVATION CARD SYSTEM REQUIREMENTS

System requirements are subject to change. For the most current requirements, please visit examsoft.com/msr or by accessing the QR code below.



TECHNICAL SUPPORT

support@examsoft.com or call 866-429-8889

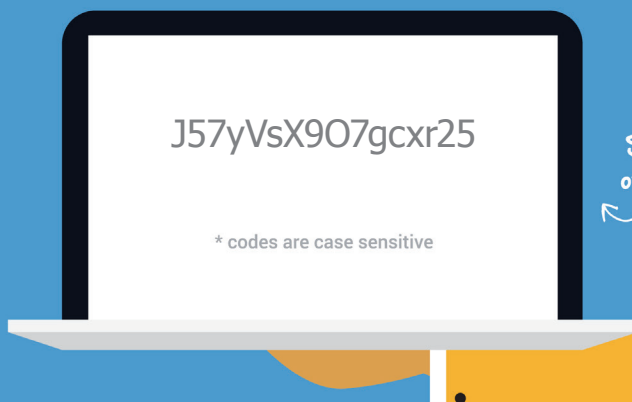


©2017 ExamSoft Worldwide, Inc.



EXAM TAKER ACTIVATION CARD

To activate, scratch off the code below, and enter it at:
<http://www.examssoft.com/seminolenursing>



How to activate your card for use (in 4 easy steps!)

1

Check your system requirements. Login to your school's ExamSoft URL (above).

2

Download/register SofTest. Activate your license by entering the code above.

3

On exam day, make sure your laptop is fully charged (bring your power cable).

4

After the exam, connect to the Internet, launch SofTest; and your exam(s) will upload.

EXAM TAKER ACTIVATION CARD SYSTEM REQUIREMENTS

System requirements are subject to change. For the most current requirements, please visit examsoft.com/msr or by accessing the QR code below.



TECHNICAL SUPPORT

support@examsoft.com or call 866-429-8889

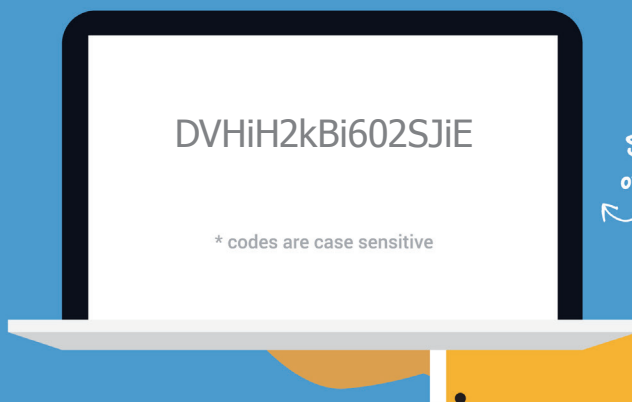


©2017 ExamSoft Worldwide, Inc.



EXAM TAKER ACTIVATION CARD

To activate, scratch off the code below, and enter it at:
<http://www.examssoft.com/seminolenursing>



How to activate your card for use (in 4 easy steps!)

1

Check your system requirements. Login to your school's ExamSoft URL (above).

2

Download/register SofTest. Activate your license by entering the code above.

3

On exam day, make sure your laptop is fully charged (bring your power cable).

4

After the exam, connect to the Internet, launch SofTest; and your exam(s) will upload.

EXAM TAKER ACTIVATION CARD SYSTEM REQUIREMENTS

System requirements are subject to change. For the most current requirements, please visit examsoft.com/msr or by accessing the QR code below.



TECHNICAL SUPPORT

support@examsoft.com or call 866-429-8889

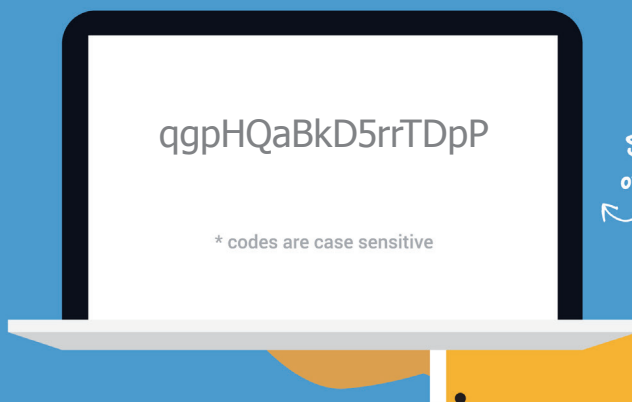


©2017 ExamSoft Worldwide, Inc.



EXAM TAKER ACTIVATION CARD

To activate, scratch off the code below, and enter it at:
<http://www.examssoft.com/seminolenursing>



How to activate your card for use (in 4 easy steps!)

1

Check your system requirements. Login to your school's ExamSoft URL (above).

2

Download/register SofTest. Activate your license by entering the code above.

3

On exam day, make sure your laptop is fully charged (bring your power cable).

4

After the exam, connect to the Internet, launch SofTest; and your exam(s) will upload.

EXAM TAKER ACTIVATION CARD SYSTEM REQUIREMENTS

System requirements are subject to change. For the most current requirements, please visit examsoft.com/msr or by accessing the QR code below.



TECHNICAL SUPPORT

support@examsoft.com or call 866-429-8889

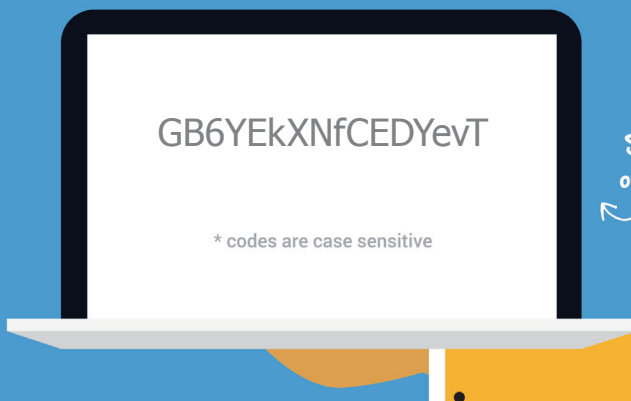


©2017 ExamSoft Worldwide, Inc.



EXAM TAKER ACTIVATION CARD

To activate, scratch off the code below, and enter it at:
<http://www.examssoft.com/seminolenursing>



How to activate your card for use (in 4 easy steps!)

1

Check your system requirements. Login to your school's ExamSoft URL (above).

2

Download/register SofTest. Activate your license by entering the code above.

3

On exam day, make sure your laptop is fully charged (bring your power cable).

4

After the exam, connect to the Internet, launch SofTest; and your exam(s) will upload.

EXAM TAKER ACTIVATION CARD SYSTEM REQUIREMENTS

System requirements are subject to change. For the most current requirements, please visit examsoft.com/msr or by accessing the QR code below.



TECHNICAL SUPPORT

support@examsoft.com or call 866-429-8889

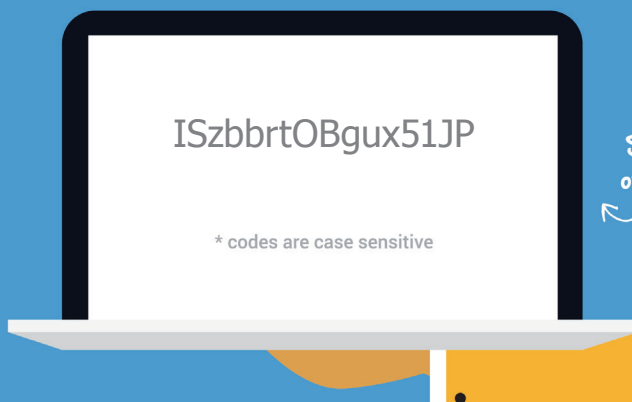


©2017 ExamSoft Worldwide, Inc.



EXAM TAKER ACTIVATION CARD

To activate, scratch off the code below, and enter it at:
<http://www.examssoft.com/seminolenursing>



How to activate your card for use (in 4 easy steps!)

1

Check your system requirements. Login to your school's ExamSoft URL (above).

2

Download/register SofTest. Activate your license by entering the code above.

3

On exam day, make sure your laptop is fully charged (bring your power cable).

4

After the exam, connect to the Internet, launch SofTest; and your exam(s) will upload.

EXAM TAKER ACTIVATION CARD SYSTEM REQUIREMENTS

System requirements are subject to change. For the most current requirements, please visit examsoft.com/msr or by accessing the QR code below.



TECHNICAL SUPPORT

support@examsoft.com or call 866-429-8889

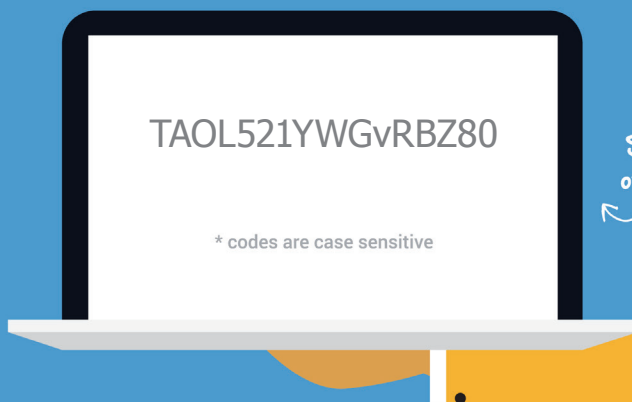


©2017 ExamSoft Worldwide, Inc.



EXAM TAKER ACTIVATION CARD

To activate, scratch off the code below, and enter it at:
<http://www.examssoft.com/seminolenursing>



How to activate your card for use (in 4 easy steps!)

1

Check your system requirements. Login to your school's ExamSoft URL (above).

2

Download/register SofTest. Activate your license by entering the code above.

3

On exam day, make sure your laptop is fully charged (bring your power cable).

4

After the exam, connect to the Internet, launch SofTest; and your exam(s) will upload.

EXAM TAKER ACTIVATION CARD SYSTEM REQUIREMENTS

System requirements are subject to change. For the most current requirements, please visit examsoft.com/msr or by accessing the QR code below.



TECHNICAL SUPPORT

support@examsoft.com or call 866-429-8889

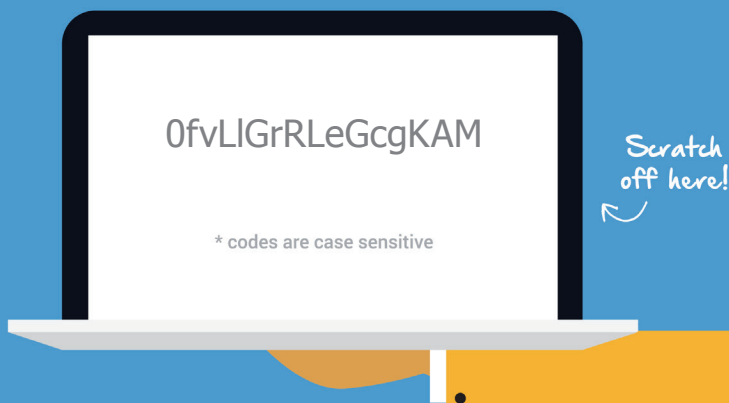


©2017 ExamSoft Worldwide, Inc.



EXAM TAKER ACTIVATION CARD

To activate, scratch off the code below, and enter it at:
<http://www.examssoft.com/seminolenursing>



How to activate your card for use (in 4 easy steps!)

1

Check your system requirements. Login to your school's ExamSoft URL (above).

2

Download/register SofTest. Activate your license by entering the code above.

3

On exam day, make sure your laptop is fully charged (bring your power cable).

4

After the exam, connect to the Internet, launch SofTest; and your exam(s) will upload.

EXAM TAKER ACTIVATION CARD SYSTEM REQUIREMENTS

System requirements are subject to change. For the most current requirements, please visit examsoft.com/msr or by accessing the QR code below.



TECHNICAL SUPPORT

support@examsoft.com or call 866-429-8889

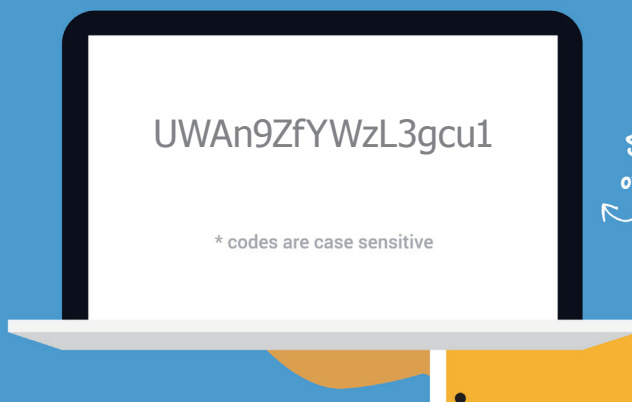


©2017 ExamSoft Worldwide, Inc.



EXAM TAKER ACTIVATION CARD

To activate, scratch off the code below, and enter it at:
<http://www.examssoft.com/seminolenursing>



How to activate your card for use (in 4 easy steps!)

1

Check your system requirements. Login to your school's ExamSoft URL (above).

2

Download/register SofTest. Activate your license by entering the code above.

3

On exam day, make sure your laptop is fully charged (bring your power cable).

4

After the exam, connect to the Internet, launch SofTest; and your exam(s) will upload.

EXAM TAKER ACTIVATION CARD SYSTEM REQUIREMENTS

System requirements are subject to change. For the most current requirements, please visit examsoft.com/msr or by accessing the QR code below.



TECHNICAL SUPPORT

support@examsoft.com or call 866-429-8889

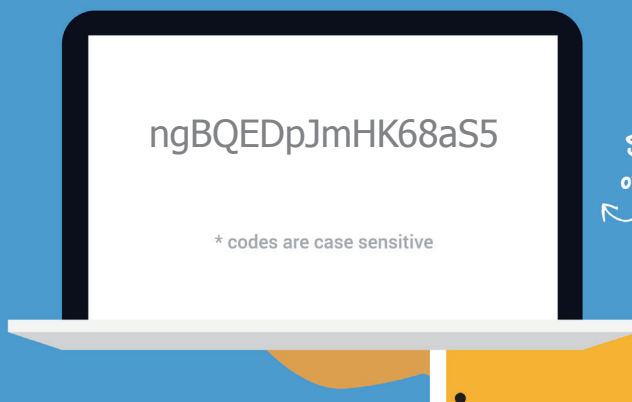


©2017 ExamSoft Worldwide, Inc.



EXAM TAKER ACTIVATION CARD

To activate, scratch off the code below, and enter it at:
<http://www.examssoft.com/seminolenursing>



How to activate your card for use (in 4 easy steps!)

1

Check your system requirements. Login to your school's ExamSoft URL (above).

2

Download/register SofTest. Activate your license by entering the code above.

3

On exam day, make sure your laptop is fully charged (bring your power cable).

4

After the exam, connect to the Internet, launch SofTest; and your exam(s) will upload.

EXAM TAKER ACTIVATION CARD SYSTEM REQUIREMENTS

System requirements are subject to change. For the most current requirements, please visit examsoft.com/msr or by accessing the QR code below.



TECHNICAL SUPPORT

support@examsoft.com or call 866-429-8889

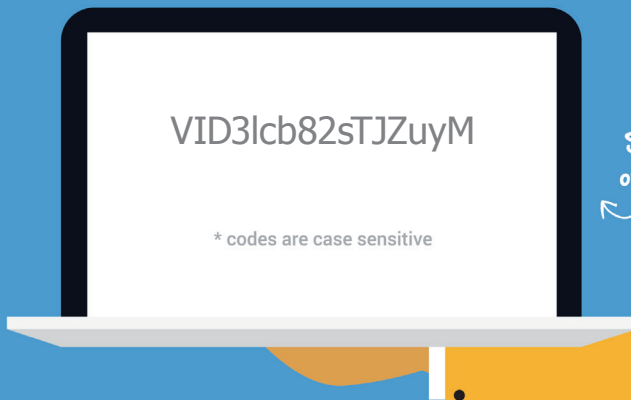


©2017 ExamSoft Worldwide, Inc.



EXAM TAKER ACTIVATION CARD

To activate, scratch off the code below, and enter it at:
<http://www.examssoft.com/seminolenursing>



How to activate your card for use (in 4 easy steps!)

1

Check your system requirements. Login to your school's ExamSoft URL (above).

2

Download/register SofTest. Activate your license by entering the code above.

3

On exam day, make sure your laptop is fully charged (bring your power cable).

4

After the exam, connect to the Internet, launch SofTest; and your exam(s) will upload.

EXAM TAKER ACTIVATION CARD SYSTEM REQUIREMENTS

System requirements are subject to change. For the most current requirements, please visit examsoft.com/msr or by accessing the QR code below.



TECHNICAL SUPPORT

support@examsoft.com or call 866-429-8889

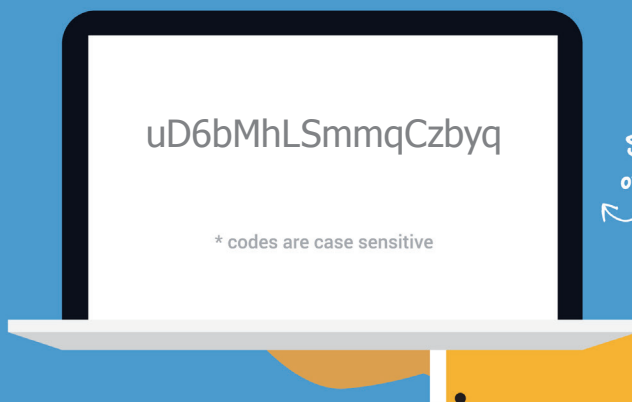


©2017 ExamSoft Worldwide, Inc.



EXAM TAKER ACTIVATION CARD

To activate, scratch off the code below, and enter it at:
<http://www.examssoft.com/seminolenursing>



How to activate your card for use (in 4 easy steps!)

1

Check your system requirements. Login to your school's ExamSoft URL (above).

2

Download/register SofTest. Activate your license by entering the code above.

3

On exam day, make sure your laptop is fully charged (bring your power cable).

4

After the exam, connect to the Internet, launch SofTest; and your exam(s) will upload.

EXAM TAKER ACTIVATION CARD SYSTEM REQUIREMENTS

System requirements are subject to change. For the most current requirements, please visit examsoft.com/msr or by accessing the QR code below.



TECHNICAL SUPPORT

support@examsoft.com or call 866-429-8889

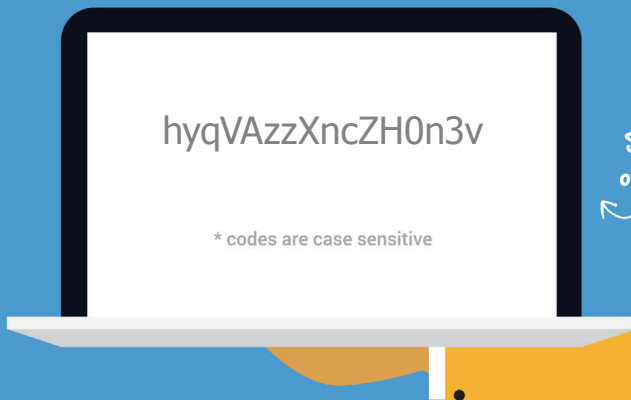


©2017 ExamSoft Worldwide, Inc.



EXAM TAKER ACTIVATION CARD

To activate, scratch off the code below, and enter it at:
<http://www.examssoft.com/seminolenursing>



How to activate your card for use (in 4 easy steps!)

1

Check your system requirements. Login to your school's ExamSoft URL (above).

2

Download/register SofTest. Activate your license by entering the code above.

3

On exam day, make sure your laptop is fully charged (bring your power cable).

4

After the exam, connect to the Internet, launch SofTest; and your exam(s) will upload.

EXAM TAKER ACTIVATION CARD SYSTEM REQUIREMENTS

System requirements are subject to change. For the most current requirements, please visit examsoft.com/msr or by accessing the QR code below.



TECHNICAL SUPPORT

support@examsoft.com or call 866-429-8889

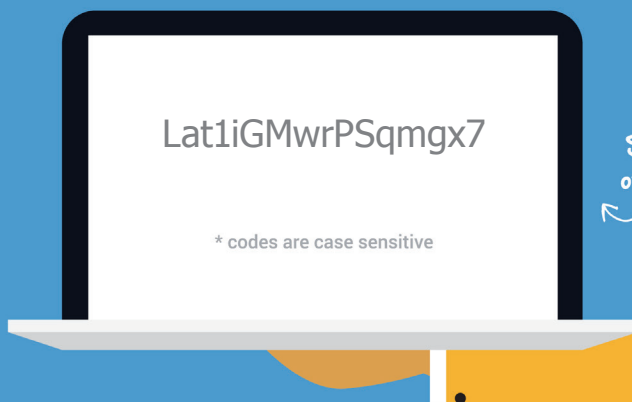


©2017 ExamSoft Worldwide, Inc.



EXAM TAKER ACTIVATION CARD

To activate, scratch off the code below, and enter it at:
<http://www.examssoft.com/seminolenursing>



How to activate your card for use (in 4 easy steps!)

1

Check your system requirements. Login to your school's ExamSoft URL (above).

2

Download/register SofTest. Activate your license by entering the code above.

3

On exam day, make sure your laptop is fully charged (bring your power cable).

4

After the exam, connect to the Internet, launch SofTest; and your exam(s) will upload.

EXAM TAKER ACTIVATION CARD SYSTEM REQUIREMENTS

System requirements are subject to change. For the most current requirements, please visit examsoft.com/msr or by accessing the QR code below.



TECHNICAL SUPPORT

support@examsoft.com or call 866-429-8889

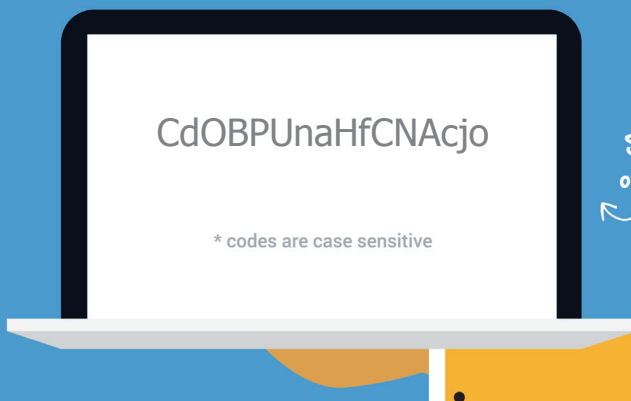


©2017 ExamSoft Worldwide, Inc.



EXAM TAKER ACTIVATION CARD

To activate, scratch off the code below, and enter it at:
<http://www.examssoft.com/seminolenursing>



How to activate your card for use (in 4 easy steps!)

1

Check your system requirements. Login to your school's ExamSoft URL (above).

2

Download/register SofTest. Activate your license by entering the code above.

3

On exam day, make sure your laptop is fully charged (bring your power cable).

4

After the exam, connect to the Internet, launch SofTest; and your exam(s) will upload.

EXAM TAKER ACTIVATION CARD SYSTEM REQUIREMENTS

System requirements are subject to change. For the most current requirements, please visit examsoft.com/msr or by accessing the QR code below.



TECHNICAL SUPPORT

support@examsoft.com or call 866-429-8889

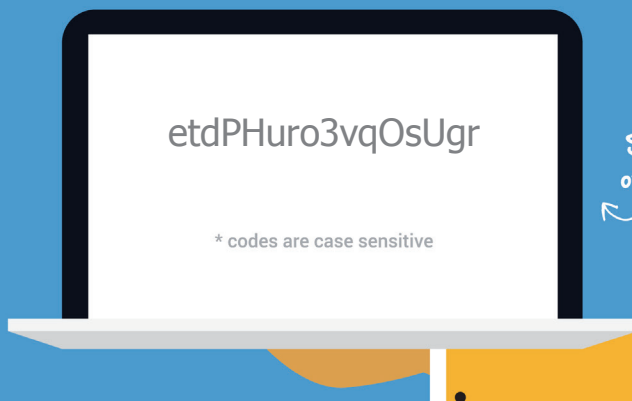


©2017 ExamSoft Worldwide, Inc.



EXAM TAKER ACTIVATION CARD

To activate, scratch off the code below, and enter it at:
<http://www.examssoft.com/seminolenursing>



How to activate your card for use (in 4 easy steps!)

1

Check your system requirements. Login to your school's ExamSoft URL (above).

2

Download/register SofTest. Activate your license by entering the code above.

3

On exam day, make sure your laptop is fully charged (bring your power cable).

4

After the exam, connect to the Internet, launch SofTest; and your exam(s) will upload.

EXAM TAKER ACTIVATION CARD SYSTEM REQUIREMENTS

System requirements are subject to change. For the most current requirements, please visit examsoft.com/msr or by accessing the QR code below.



TECHNICAL SUPPORT

support@examsoft.com or call 866-429-8889

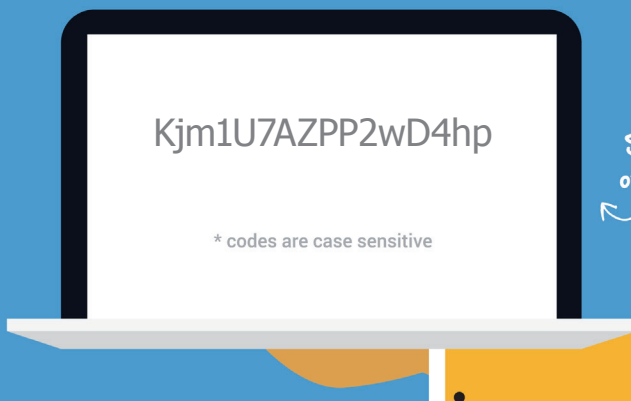


©2017 ExamSoft Worldwide, Inc.



EXAM TAKER ACTIVATION CARD

To activate, scratch off the code below, and enter it at:
<http://www.examssoft.com/seminolenursing>



How to activate your card for use (in 4 easy steps!)

1

Check your system requirements. Login to your school's ExamSoft URL (above).

2

Download/register SofTest. Activate your license by entering the code above.

3

On exam day, make sure your laptop is fully charged (bring your power cable).

4

After the exam, connect to the Internet, launch SofTest; and your exam(s) will upload.

EXAM TAKER ACTIVATION CARD SYSTEM REQUIREMENTS

System requirements are subject to change. For the most current requirements, please visit examsoft.com/msr or by accessing the QR code below.



TECHNICAL SUPPORT

support@examsoft.com or call 866-429-8889

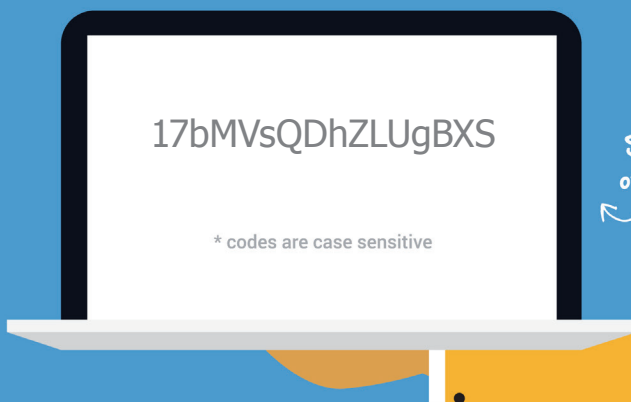


©2017 ExamSoft Worldwide, Inc.



EXAM TAKER ACTIVATION CARD

To activate, scratch off the code below, and enter it at:
<http://www.examssoft.com/seminolenursing>



How to activate your card for use (in 4 easy steps!)

1

Check your system requirements. Login to your school's ExamSoft URL (above).

2

Download/register SofTest. Activate your license by entering the code above.

3

On exam day, make sure your laptop is fully charged (bring your power cable).

4

After the exam, connect to the Internet, launch SofTest; and your exam(s) will upload.

EXAM TAKER ACTIVATION CARD SYSTEM REQUIREMENTS

System requirements are subject to change. For the most current requirements, please visit examsoft.com/msr or by accessing the QR code below.



TECHNICAL SUPPORT

support@examsoft.com or call 866-429-8889

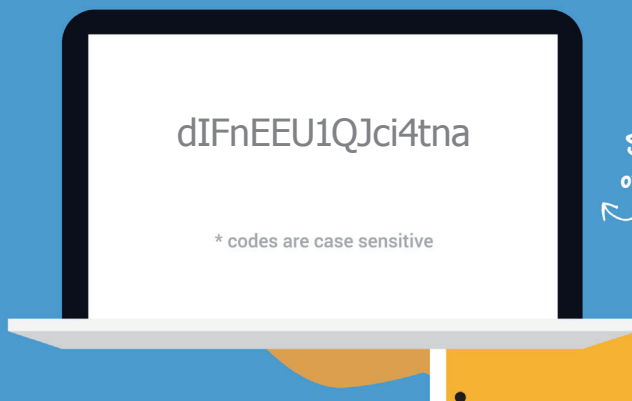


©2017 ExamSoft Worldwide, Inc.



EXAM TAKER ACTIVATION CARD

To activate, scratch off the code below, and enter it at:
<http://www.examssoft.com/seminolenursing>



How to activate your card for use (in 4 easy steps!)

1

Check your system requirements. Login to your school's ExamSoft URL (above).

2

Download/register SofTest. Activate your license by entering the code above.

3

On exam day, make sure your laptop is fully charged (bring your power cable).

4

After the exam, connect to the Internet, launch SofTest; and your exam(s) will upload.

EXAM TAKER ACTIVATION CARD SYSTEM REQUIREMENTS

System requirements are subject to change. For the most current requirements, please visit examsoft.com/msr or by accessing the QR code below.



TECHNICAL SUPPORT

support@examsoft.com or call 866-429-8889

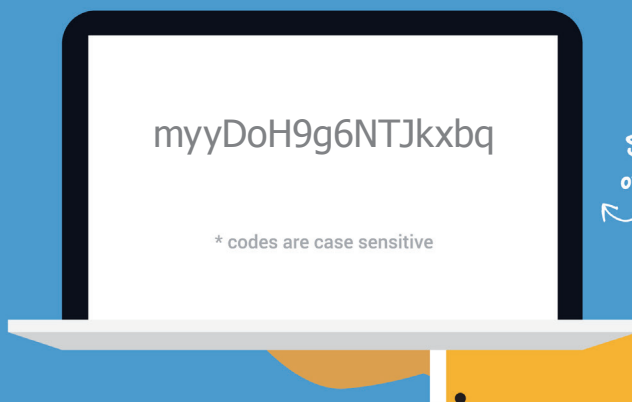


©2017 ExamSoft Worldwide, Inc.



EXAM TAKER ACTIVATION CARD

To activate, scratch off the code below, and enter it at:
<http://www.examssoft.com/seminolenursing>



How to activate your card for use (in 4 easy steps!)

1

Check your system requirements. Login to your school's ExamSoft URL (above).

2

Download/register SofTest. Activate your license by entering the code above.

3

On exam day, make sure your laptop is fully charged (bring your power cable).

4

After the exam, connect to the Internet, launch SofTest; and your exam(s) will upload.

EXAM TAKER ACTIVATION CARD SYSTEM REQUIREMENTS

System requirements are subject to change. For the most current requirements, please visit examsoft.com/msr or by accessing the QR code below.



TECHNICAL SUPPORT

support@examsoft.com or call 866-429-8889

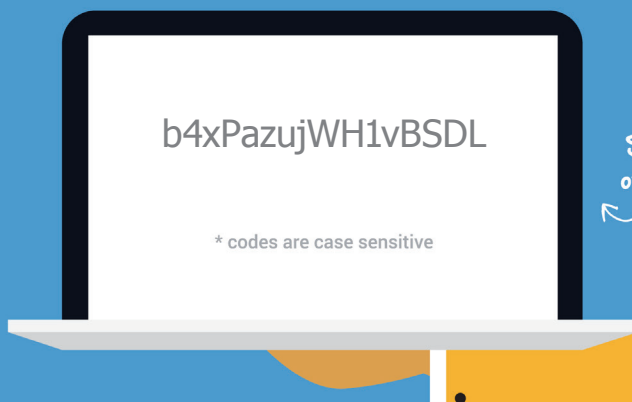


©2017 ExamSoft Worldwide, Inc.



EXAM TAKER ACTIVATION CARD

To activate, scratch off the code below, and enter it at:
<http://www.examssoft.com/seminolenursing>



How to activate your card for use (in 4 easy steps!)

1

Check your system requirements. Login to your school's ExamSoft URL (above).

2

Download/register SofTest. Activate your license by entering the code above.

3

On exam day, make sure your laptop is fully charged (bring your power cable).

4

After the exam, connect to the Internet, launch SofTest; and your exam(s) will upload.

EXAM TAKER ACTIVATION CARD SYSTEM REQUIREMENTS

System requirements are subject to change. For the most current requirements, please visit examsoft.com/msr or by accessing the QR code below.



TECHNICAL SUPPORT

support@examsoft.com or call 866-429-8889

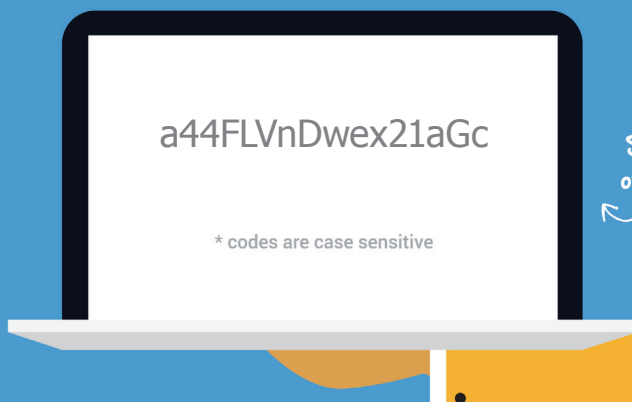


©2017 ExamSoft Worldwide, Inc.



EXAM TAKER ACTIVATION CARD

To activate, scratch off the code below, and enter it at:
<http://www.examssoft.com/seminolenursing>



How to activate your card for use (in 4 easy steps!)

1

Check your system requirements. Login to your school's ExamSoft URL (above).

2

Download/register SofTest. Activate your license by entering the code above.

3

On exam day, make sure your laptop is fully charged (bring your power cable).

4

After the exam, connect to the Internet, launch SofTest; and your exam(s) will upload.

EXAM TAKER ACTIVATION CARD SYSTEM REQUIREMENTS

System requirements are subject to change. For the most current requirements, please visit examsoft.com/msr or by accessing the QR code below.



TECHNICAL SUPPORT

support@examsoft.com or call 866-429-8889

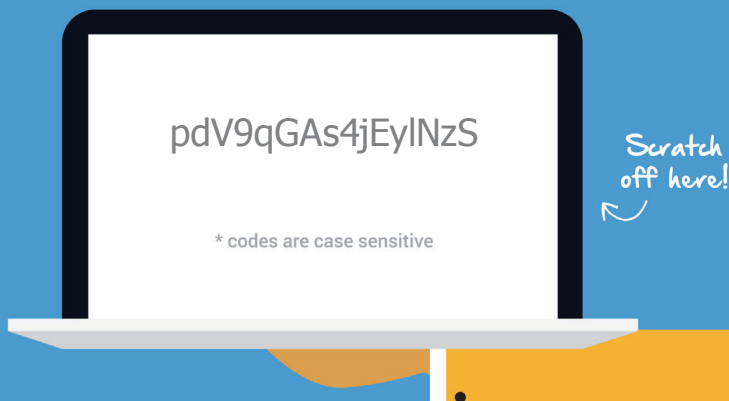


©2017 ExamSoft Worldwide, Inc.



EXAM TAKER ACTIVATION CARD

To activate, scratch off the code below, and enter it at:
<http://www.examssoft.com/seminolenursing>



How to activate your card for use (in 4 easy steps!)

1

Check your system requirements. Login to your school's ExamSoft URL (above).

2

Download/register SofTest. Activate your license by entering the code above.

3

On exam day, make sure your laptop is fully charged (bring your power cable).

4

After the exam, connect to the Internet, launch SofTest; and your exam(s) will upload.

EXAM TAKER ACTIVATION CARD SYSTEM REQUIREMENTS

System requirements are subject to change. For the most current requirements, please visit examsoft.com/msr or by accessing the QR code below.



TECHNICAL SUPPORT

support@examsoft.com or call 866-429-8889

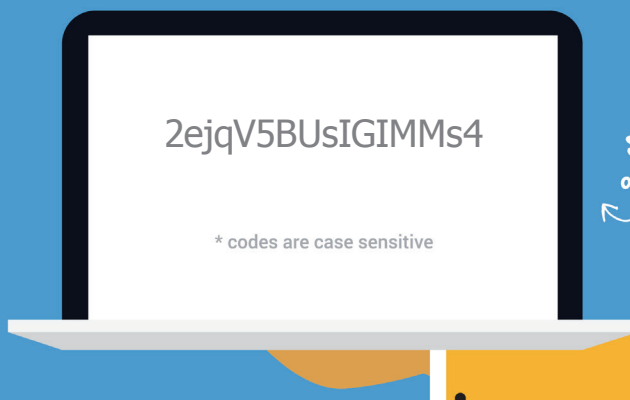


©2017 ExamSoft Worldwide, Inc.



EXAM TAKER ACTIVATION CARD

To activate, scratch off the code below, and enter it at:
<http://www.examssoft.com/seminolenursing>



How to activate your card for use (in 4 easy steps!)

1

Check your system requirements. Login to your school's ExamSoft URL (above).

2

Download/register SofTest. Activate your license by entering the code above.

3

On exam day, make sure your laptop is fully charged (bring your power cable).

4

After the exam, connect to the Internet, launch SofTest; and your exam(s) will upload.

EXAM TAKER ACTIVATION CARD SYSTEM REQUIREMENTS

System requirements are subject to change. For the most current requirements, please visit examsoft.com/msr or by accessing the QR code below.



TECHNICAL SUPPORT

support@examsoft.com or call 866-429-8889

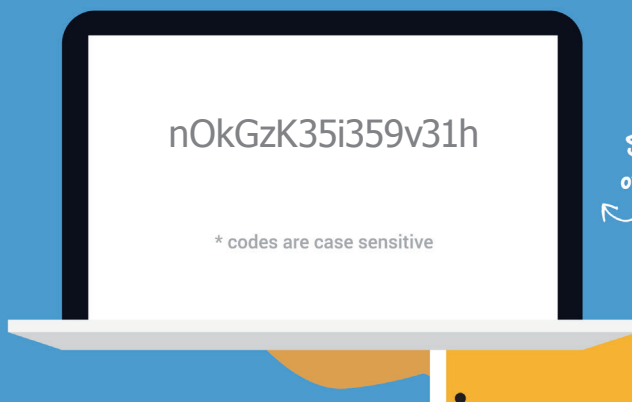


©2017 ExamSoft Worldwide, Inc.



EXAM TAKER ACTIVATION CARD

To activate, scratch off the code below, and enter it at:
<http://www.examssoft.com/seminolenursing>



How to activate your card for use (in 4 easy steps!)

1

Check your system requirements. Login to your school's ExamSoft URL (above).

2

Download/register SofTest. Activate your license by entering the code above.

3

On exam day, make sure your laptop is fully charged (bring your power cable).

4

After the exam, connect to the Internet, launch SofTest; and your exam(s) will upload.

EXAM TAKER ACTIVATION CARD SYSTEM REQUIREMENTS

System requirements are subject to change. For the most current requirements, please visit examsoft.com/msr or by accessing the QR code below.



TECHNICAL SUPPORT

support@examsoft.com or call 866-429-8889

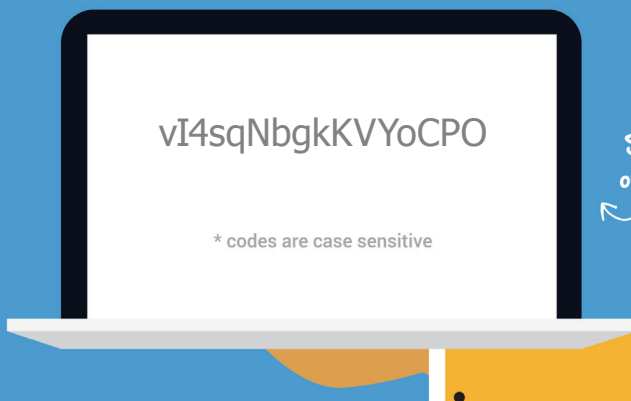


©2017 ExamSoft Worldwide, Inc.



EXAM TAKER ACTIVATION CARD

To activate, scratch off the code below, and enter it at:
<http://www.examssoft.com/seminolenursing>



How to activate your card for use (in 4 easy steps!)

1

Check your system requirements. Login to your school's ExamSoft URL (above).

2

Download/register SofTest. Activate your license by entering the code above.

3

On exam day, make sure your laptop is fully charged (bring your power cable).

4

After the exam, connect to the Internet, launch SofTest; and your exam(s) will upload.

EXAM TAKER ACTIVATION CARD SYSTEM REQUIREMENTS

System requirements are subject to change. For the most current requirements, please visit examsoft.com/msr or by accessing the QR code below.



TECHNICAL SUPPORT

support@examsoft.com or call 866-429-8889

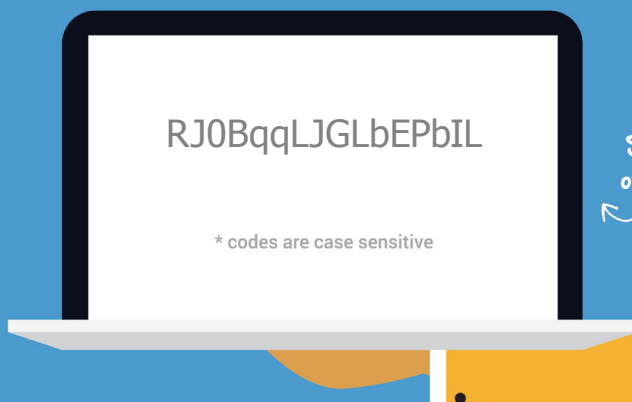


©2017 ExamSoft Worldwide, Inc.



EXAM TAKER ACTIVATION CARD

To activate, scratch off the code below, and enter it at:
<http://www.examssoft.com/seminolenursing>



How to activate your card for use (in 4 easy steps!)

1

Check your system requirements. Login to your school's ExamSoft URL (above).

2

Download/register SofTest. Activate your license by entering the code above.

3

On exam day, make sure your laptop is fully charged (bring your power cable).

4

After the exam, connect to the Internet, launch SofTest; and your exam(s) will upload.

EXAM TAKER ACTIVATION CARD SYSTEM REQUIREMENTS

System requirements are subject to change. For the most current requirements, please visit examsoft.com/msr or by accessing the QR code below.



TECHNICAL SUPPORT

support@examsoft.com or call 866-429-8889

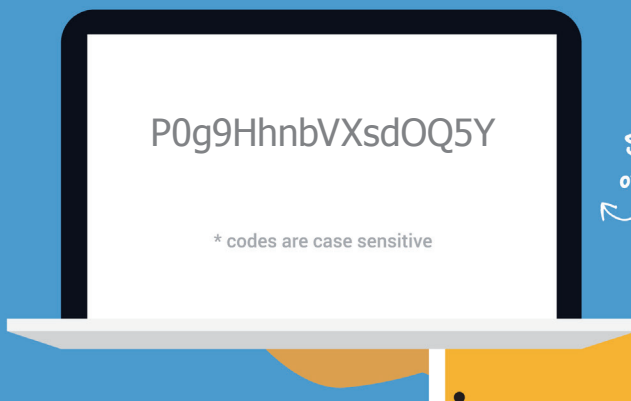


©2017 ExamSoft Worldwide, Inc.



EXAM TAKER ACTIVATION CARD

To activate, scratch off the code below, and enter it at:
<http://www.examssoft.com/seminolenursing>



How to activate your card for use (in 4 easy steps!)

1

Check your system requirements. Login to your school's ExamSoft URL (above).

2

Download/register SofTest. Activate your license by entering the code above.

3

On exam day, make sure your laptop is fully charged (bring your power cable).

4

After the exam, connect to the Internet, launch SofTest; and your exam(s) will upload.

EXAM TAKER ACTIVATION CARD SYSTEM REQUIREMENTS

System requirements are subject to change. For the most current requirements, please visit examsoft.com/msr or by accessing the QR code below.



TECHNICAL SUPPORT

support@examsoft.com or call 866-429-8889

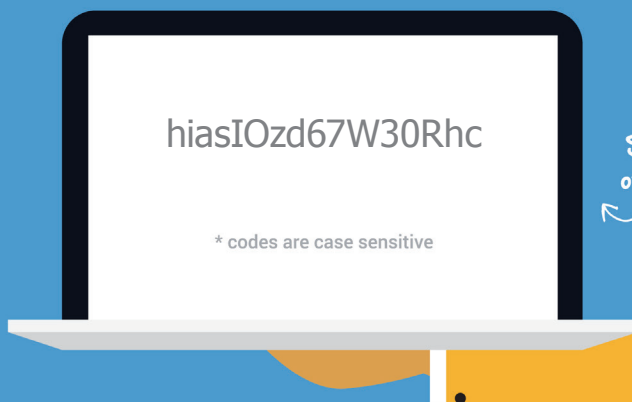


©2017 ExamSoft Worldwide, Inc.



EXAM TAKER ACTIVATION CARD

To activate, scratch off the code below, and enter it at:
<http://www.examssoft.com/seminolenursing>



How to activate your card for use (in 4 easy steps!)

1

Check your system requirements. Login to your school's ExamSoft URL (above).

2

Download/register SofTest. Activate your license by entering the code above.

3

On exam day, make sure your laptop is fully charged (bring your power cable).

4

After the exam, connect to the Internet, launch SofTest; and your exam(s) will upload.

EXAM TAKER ACTIVATION CARD SYSTEM REQUIREMENTS

System requirements are subject to change. For the most current requirements, please visit examsoft.com/msr or by accessing the QR code below.



TECHNICAL SUPPORT

support@examsoft.com or call 866-429-8889

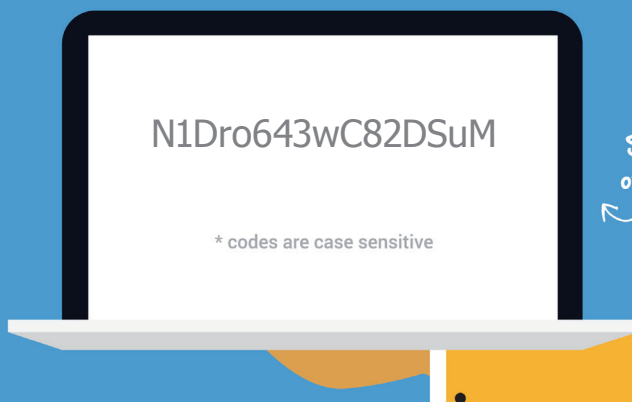


©2017 ExamSoft Worldwide, Inc.



EXAM TAKER ACTIVATION CARD

To activate, scratch off the code below, and enter it at:
<http://www.examssoft.com/seminolenursing>



How to activate your card for use (in 4 easy steps!)

1

Check your system requirements. Login to your school's ExamSoft URL (above).

2

Download/register SofTest. Activate your license by entering the code above.

3

On exam day, make sure your laptop is fully charged (bring your power cable).

4

After the exam, connect to the Internet, launch SofTest; and your exam(s) will upload.

EXAM TAKER ACTIVATION CARD SYSTEM REQUIREMENTS

System requirements are subject to change. For the most current requirements, please visit examsoft.com/msr or by accessing the QR code below.



TECHNICAL SUPPORT

support@examsoft.com or call 866-429-8889

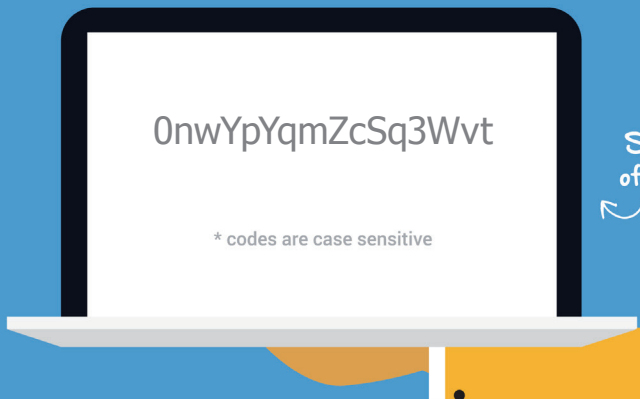


©2017 ExamSoft Worldwide, Inc.



EXAM TAKER ACTIVATION CARD

To activate, scratch off the code below, and enter it at:
<http://www.examssoft.com/seminolenursing>



How to activate your card for use (in 4 easy steps!)

1

Check your system requirements. Login to your school's ExamSoft URL (above).

2

Download/register SofTest. Activate your license by entering the code above.

3

On exam day, make sure your laptop is fully charged (bring your power cable).

4

After the exam, connect to the Internet, launch SofTest; and your exam(s) will upload.

EXAM TAKER ACTIVATION CARD SYSTEM REQUIREMENTS

System requirements are subject to change. For the most current requirements, please visit examsoft.com/msr or by accessing the QR code below.



TECHNICAL SUPPORT

support@examsoft.com or call 866-429-8889

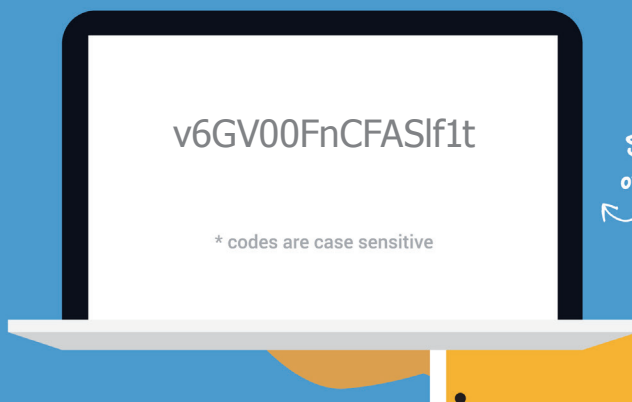


©2017 ExamSoft Worldwide, Inc.



EXAM TAKER ACTIVATION CARD

To activate, scratch off the code below, and enter it at:
<http://www.examssoft.com/seminolenursing>



How to activate your card for use (in 4 easy steps!)

1

Check your system requirements. Login to your school's ExamSoft URL (above).

2

Download/register SofTest. Activate your license by entering the code above.

3

On exam day, make sure your laptop is fully charged (bring your power cable).

4

After the exam, connect to the Internet, launch SofTest; and your exam(s) will upload.

EXAM TAKER ACTIVATION CARD SYSTEM REQUIREMENTS

System requirements are subject to change. For the most current requirements, please visit examsoft.com/msr or by accessing the QR code below.



TECHNICAL SUPPORT

support@examsoft.com or call 866-429-8889

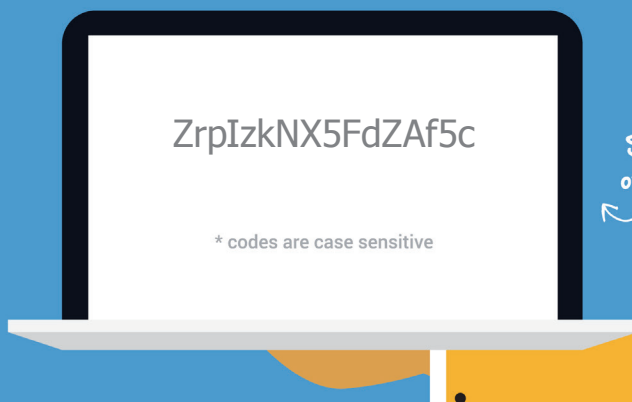


©2017 ExamSoft Worldwide, Inc.



EXAM TAKER ACTIVATION CARD

To activate, scratch off the code below, and enter it at:
<http://www.examssoft.com/seminolenursing>



How to activate your card for use (in 4 easy steps!)

1

Check your system requirements. Login to your school's ExamSoft URL (above).

2

Download/register SofTest. Activate your license by entering the code above.

3

On exam day, make sure your laptop is fully charged (bring your power cable).

4

After the exam, connect to the Internet, launch SofTest; and your exam(s) will upload.

EXAM TAKER ACTIVATION CARD SYSTEM REQUIREMENTS

System requirements are subject to change. For the most current requirements, please visit examsoft.com/msr or by accessing the QR code below.



TECHNICAL SUPPORT

support@examsoft.com or call 866-429-8889

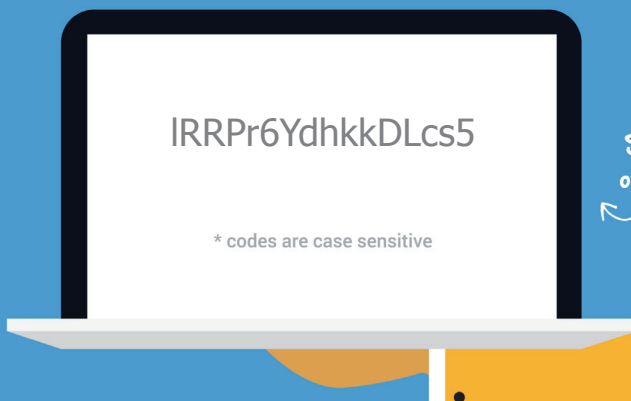


©2017 ExamSoft Worldwide, Inc.



EXAM TAKER ACTIVATION CARD

To activate, scratch off the code below, and enter it at:
<http://www.examssoft.com/seminolenursing>



How to activate your card for use (in 4 easy steps!)

1

Check your system requirements. Login to your school's ExamSoft URL (above).

2

Download/register SofTest. Activate your license by entering the code above.

3

On exam day, make sure your laptop is fully charged (bring your power cable).

4

After the exam, connect to the Internet, launch SofTest; and your exam(s) will upload.

EXAM TAKER ACTIVATION CARD SYSTEM REQUIREMENTS

System requirements are subject to change. For the most current requirements, please visit examsoft.com/msr or by accessing the QR code below.



TECHNICAL SUPPORT

support@examsoft.com or call 866-429-8889

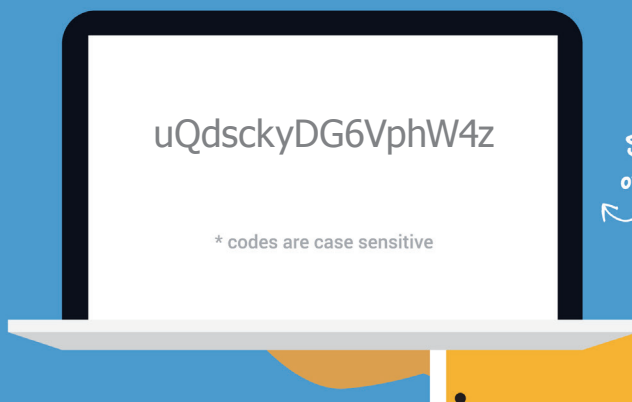


©2017 ExamSoft Worldwide, Inc.



EXAM TAKER ACTIVATION CARD

To activate, scratch off the code below, and enter it at:
<http://www.examssoft.com/seminolenursing>



How to activate your card for use (in 4 easy steps!)

1

Check your system requirements. Login to your school's ExamSoft URL (above).

2

Download/register SofTest. Activate your license by entering the code above.

3

On exam day, make sure your laptop is fully charged (bring your power cable).

4

After the exam, connect to the Internet, launch SofTest; and your exam(s) will upload.

EXAM TAKER ACTIVATION CARD SYSTEM REQUIREMENTS

System requirements are subject to change. For the most current requirements, please visit examsoft.com/msr or by accessing the QR code below.



TECHNICAL SUPPORT

support@examsoft.com or call 866-429-8889

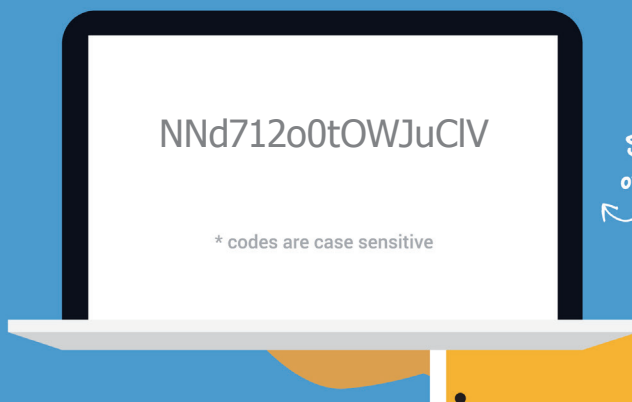


©2017 ExamSoft Worldwide, Inc.



EXAM TAKER ACTIVATION CARD

To activate, scratch off the code below, and enter it at:
<http://www.examssoft.com/seminolenursing>



How to activate your card for use (in 4 easy steps!)

1

Check your system requirements. Login to your school's ExamSoft URL (above).

2

Download/register SofTest. Activate your license by entering the code above.

3

On exam day, make sure your laptop is fully charged (bring your power cable).

4

After the exam, connect to the Internet, launch SofTest; and your exam(s) will upload.

EXAM TAKER ACTIVATION CARD SYSTEM REQUIREMENTS

System requirements are subject to change. For the most current requirements, please visit examsoft.com/msr or by accessing the QR code below.



TECHNICAL SUPPORT

support@examsoft.com or call 866-429-8889

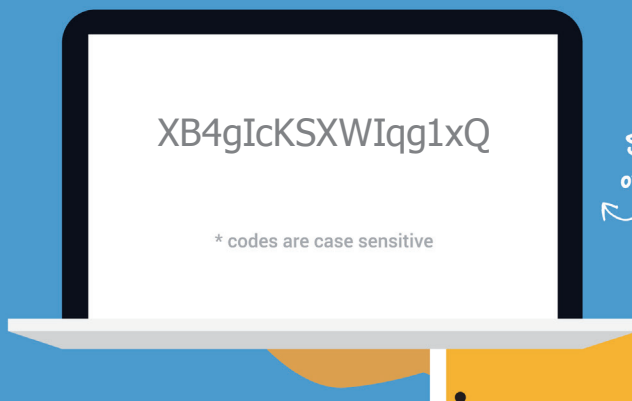


©2017 ExamSoft Worldwide, Inc.



EXAM TAKER ACTIVATION CARD

To activate, scratch off the code below, and enter it at:
<http://www.examssoft.com/seminolenursing>



How to activate your card for use (in 4 easy steps!)

1

Check your system requirements. Login to your school's ExamSoft URL (above).

2

Download/register SofTest. Activate your license by entering the code above.

3

On exam day, make sure your laptop is fully charged (bring your power cable).

4

After the exam, connect to the Internet, launch SofTest; and your exam(s) will upload.

EXAM TAKER ACTIVATION CARD SYSTEM REQUIREMENTS

System requirements are subject to change. For the most current requirements, please visit examsoft.com/msr or by accessing the QR code below.



TECHNICAL SUPPORT

support@examsoft.com or call 866-429-8889

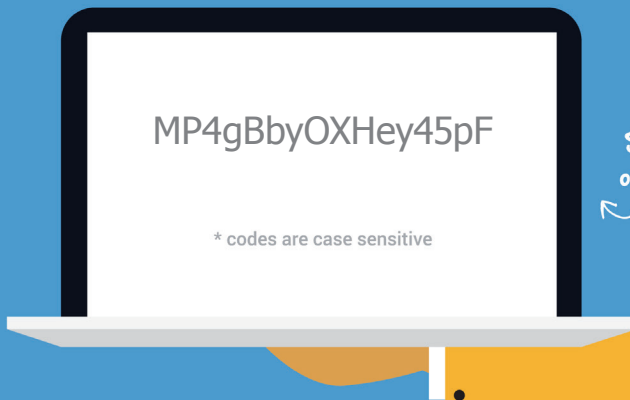


©2017 ExamSoft Worldwide, Inc.



EXAM TAKER ACTIVATION CARD

To activate, scratch off the code below, and enter it at:
<http://www.examssoft.com/seminolenursing>



How to activate your card for use (in 4 easy steps!)

1

Check your system requirements. Login to your school's ExamSoft URL (above).

2

Download/register SofTest. Activate your license by entering the code above.

3

On exam day, make sure your laptop is fully charged (bring your power cable).

4

After the exam, connect to the Internet, launch SofTest; and your exam(s) will upload.

EXAM TAKER ACTIVATION CARD SYSTEM REQUIREMENTS

System requirements are subject to change. For the most current requirements, please visit examsoft.com/msr or by accessing the QR code below.



TECHNICAL SUPPORT

support@examsoft.com or call 866-429-8889

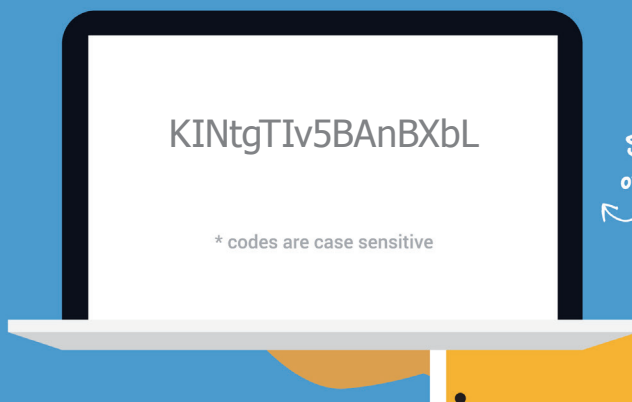


©2017 ExamSoft Worldwide, Inc.



EXAM TAKER ACTIVATION CARD

To activate, scratch off the code below, and enter it at:
<http://www.examssoft.com/seminolenursing>



How to activate your card for use (in 4 easy steps!)

1

Check your system requirements. Login to your school's ExamSoft URL (above).

2

Download/register SofTest. Activate your license by entering the code above.

3

On exam day, make sure your laptop is fully charged (bring your power cable).

4

After the exam, connect to the Internet, launch SofTest; and your exam(s) will upload.

EXAM TAKER ACTIVATION CARD SYSTEM REQUIREMENTS

System requirements are subject to change. For the most current requirements, please visit examsoft.com/msr or by accessing the QR code below.



TECHNICAL SUPPORT

support@examsoft.com or call 866-429-8889

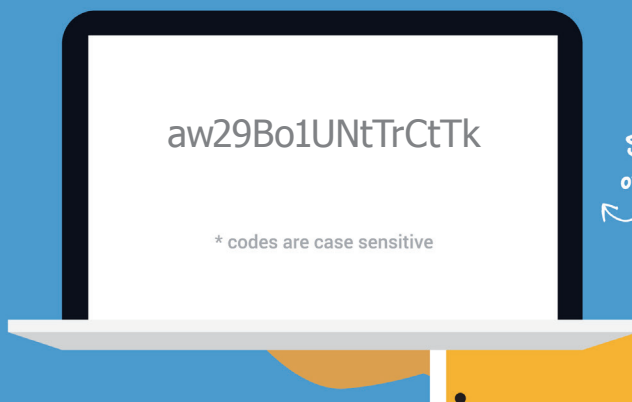


©2017 ExamSoft Worldwide, Inc.



EXAM TAKER ACTIVATION CARD

To activate, scratch off the code below, and enter it at:
<http://www.examssoft.com/seminolenursing>



How to activate your card for use (in 4 easy steps!)

1

Check your system requirements. Login to your school's ExamSoft URL (above).

2

Download/register SofTest. Activate your license by entering the code above.

3

On exam day, make sure your laptop is fully charged (bring your power cable).

4

After the exam, connect to the Internet, launch SofTest; and your exam(s) will upload.

EXAM TAKER ACTIVATION CARD SYSTEM REQUIREMENTS

System requirements are subject to change. For the most current requirements, please visit examsoft.com/msr or by accessing the QR code below.



TECHNICAL SUPPORT

support@examsoft.com or call 866-429-8889

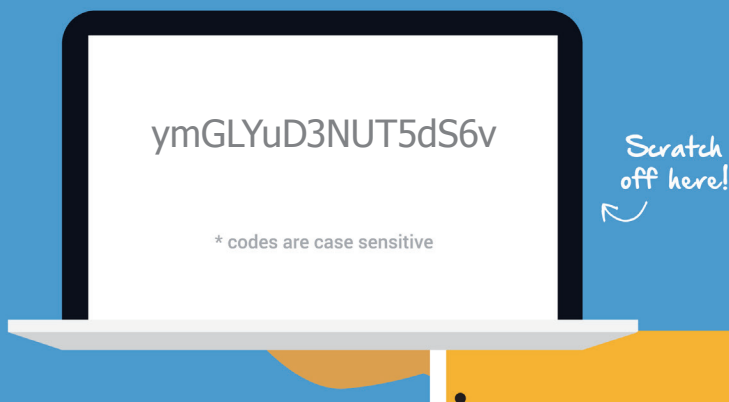


©2017 ExamSoft Worldwide, Inc.



EXAM TAKER ACTIVATION CARD

To activate, scratch off the code below, and enter it at:
<http://www.examssoft.com/seminolenursing>



How to activate your card for use (in 4 easy steps!)

1

Check your system requirements. Login to your school's ExamSoft URL (above).

2

Download/register SofTest. Activate your license by entering the code above.

3

On exam day, make sure your laptop is fully charged (bring your power cable).

4

After the exam, connect to the Internet, launch SofTest; and your exam(s) will upload.

EXAM TAKER ACTIVATION CARD SYSTEM REQUIREMENTS

System requirements are subject to change. For the most current requirements, please visit examsoft.com/msr or by accessing the QR code below.



TECHNICAL SUPPORT

support@examsoft.com or call 866-429-8889

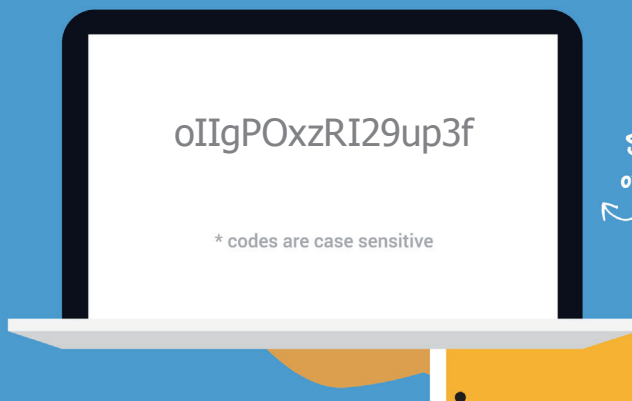


©2017 ExamSoft Worldwide, Inc.



EXAM TAKER ACTIVATION CARD

To activate, scratch off the code below, and enter it at:
<http://www.examssoft.com/seminolenursing>



How to activate your card for use (in 4 easy steps!)

1

Check your system requirements. Login to your school's ExamSoft URL (above).

2

Download/register SofTest. Activate your license by entering the code above.

3

On exam day, make sure your laptop is fully charged (bring your power cable).

4

After the exam, connect to the Internet, launch SofTest; and your exam(s) will upload.

EXAM TAKER ACTIVATION CARD SYSTEM REQUIREMENTS

System requirements are subject to change. For the most current requirements, please visit examsoft.com/msr or by accessing the QR code below.



TECHNICAL SUPPORT

support@examsoft.com or call 866-429-8889

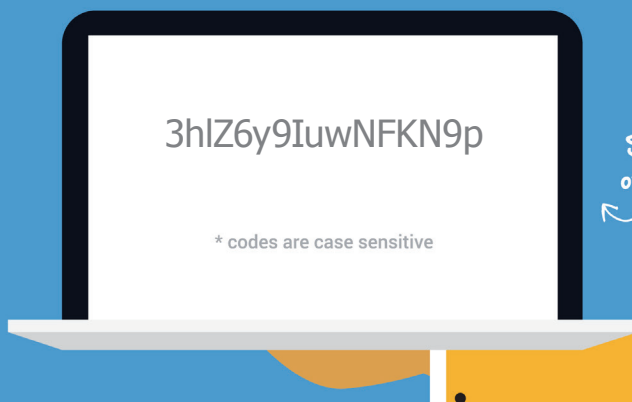


©2017 ExamSoft Worldwide, Inc.



EXAM TAKER ACTIVATION CARD

To activate, scratch off the code below, and enter it at:
<http://www.examssoft.com/seminolenursing>



How to activate your card for use (in 4 easy steps!)

1

Check your system requirements. Login to your school's ExamSoft URL (above).

2

Download/register SofTest. Activate your license by entering the code above.

3

On exam day, make sure your laptop is fully charged (bring your power cable).

4

After the exam, connect to the Internet, launch SofTest; and your exam(s) will upload.

EXAM TAKER ACTIVATION CARD SYSTEM REQUIREMENTS

System requirements are subject to change. For the most current requirements, please visit examsoft.com/msr or by accessing the QR code below.



TECHNICAL SUPPORT

support@examsoft.com or call 866-429-8889

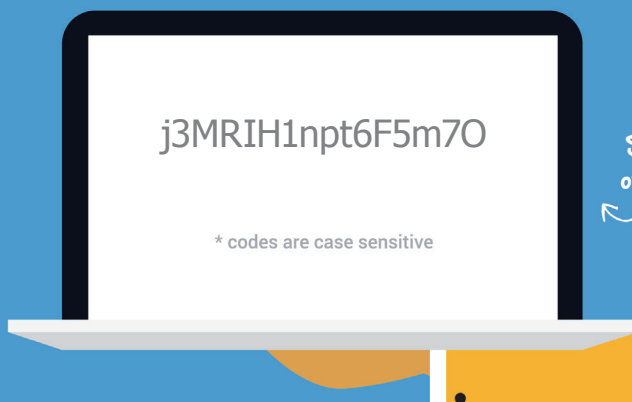


©2017 ExamSoft Worldwide, Inc.



EXAM TAKER ACTIVATION CARD

To activate, scratch off the code below, and enter it at:
<http://www.examssoft.com/seminolenursing>



How to activate your card for use (in 4 easy steps!)

1

Check your system requirements. Login to your school's ExamSoft URL (above).

2

Download/register SofTest. Activate your license by entering the code above.

3

On exam day, make sure your laptop is fully charged (bring your power cable).

4

After the exam, connect to the Internet, launch SofTest; and your exam(s) will upload.

EXAM TAKER ACTIVATION CARD SYSTEM REQUIREMENTS

System requirements are subject to change. For the most current requirements, please visit examsoft.com/msr or by accessing the QR code below.



TECHNICAL SUPPORT

support@examsoft.com or call 866-429-8889

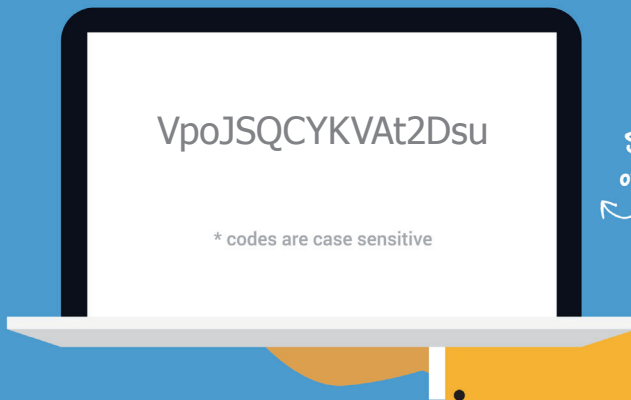


©2017 ExamSoft Worldwide, Inc.



EXAM TAKER ACTIVATION CARD

To activate, scratch off the code below, and enter it at:
<http://www.examssoft.com/seminolenursing>



How to activate your card for use (in 4 easy steps!)

1

Check your system requirements. Login to your school's ExamSoft URL (above).

2

Download/register SofTest. Activate your license by entering the code above.

3

On exam day, make sure your laptop is fully charged (bring your power cable).

4

After the exam, connect to the Internet, launch SofTest; and your exam(s) will upload.

EXAM TAKER ACTIVATION CARD SYSTEM REQUIREMENTS

System requirements are subject to change. For the most current requirements, please visit examsoft.com/msr or by accessing the QR code below.



TECHNICAL SUPPORT

support@examsoft.com or call 866-429-8889

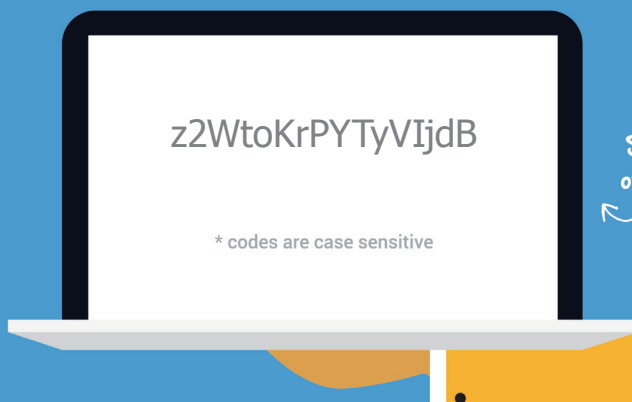


©2017 ExamSoft Worldwide, Inc.



EXAM TAKER ACTIVATION CARD

To activate, scratch off the code below, and enter it at:
<http://www.examssoft.com/seminolenursing>



How to activate your card for use (in 4 easy steps!)

1

Check your system requirements. Login to your school's ExamSoft URL (above).

2

Download/register SofTest. Activate your license by entering the code above.

3

On exam day, make sure your laptop is fully charged (bring your power cable).

4

After the exam, connect to the Internet, launch SofTest; and your exam(s) will upload.

EXAM TAKER ACTIVATION CARD SYSTEM REQUIREMENTS

System requirements are subject to change. For the most current requirements, please visit examsoft.com/msr or by accessing the QR code below.



TECHNICAL SUPPORT

support@examsoft.com or call 866-429-8889

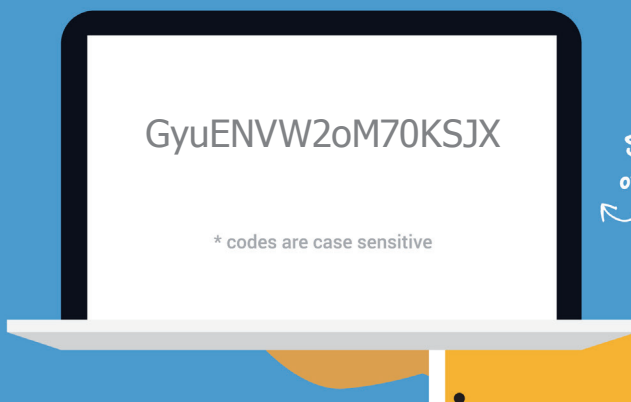


©2017 ExamSoft Worldwide, Inc.



EXAM TAKER ACTIVATION CARD

To activate, scratch off the code below, and enter it at:
<http://www.examssoft.com/seminolenursing>



How to activate your card for use (in 4 easy steps!)

1

Check your system requirements. Login to your school's ExamSoft URL (above).

2

Download/register SofTest. Activate your license by entering the code above.

3

On exam day, make sure your laptop is fully charged (bring your power cable).

4

After the exam, connect to the Internet, launch SofTest; and your exam(s) will upload.

EXAM TAKER ACTIVATION CARD SYSTEM REQUIREMENTS

System requirements are subject to change. For the most current requirements, please visit examsoft.com/msr or by accessing the QR code below.



TECHNICAL SUPPORT

support@examsoft.com or call 866-429-8889

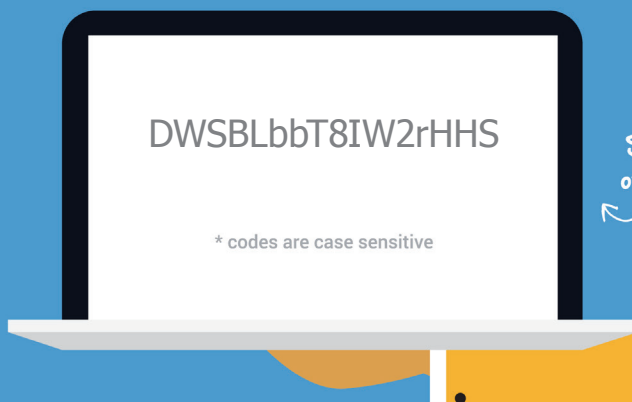


©2017 ExamSoft Worldwide, Inc.



EXAM TAKER ACTIVATION CARD

To activate, scratch off the code below, and enter it at:
<http://www.examssoft.com/seminolenursing>



How to activate your card for use (in 4 easy steps!)

1

Check your system requirements. Login to your school's ExamSoft URL (above).

2

Download/register SofTest. Activate your license by entering the code above.

3

On exam day, make sure your laptop is fully charged (bring your power cable).

4

After the exam, connect to the Internet, launch SofTest; and your exam(s) will upload.

EXAM TAKER ACTIVATION CARD SYSTEM REQUIREMENTS

System requirements are subject to change. For the most current requirements, please visit examsoft.com/msr or by accessing the QR code below.



TECHNICAL SUPPORT

support@examsoft.com or call 866-429-8889

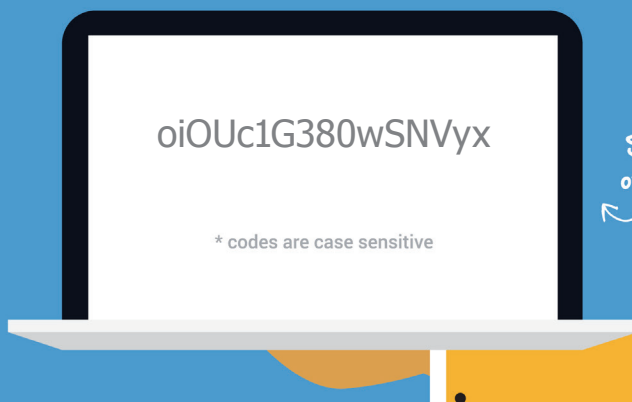


©2017 ExamSoft Worldwide, Inc.



EXAM TAKER ACTIVATION CARD

To activate, scratch off the code below, and enter it at:
<http://www.examssoft.com/seminolenursing>



How to activate your card for use (in 4 easy steps!)

1

Check your system requirements. Login to your school's ExamSoft URL (above).

2

Download/register SofTest. Activate your license by entering the code above.

3

On exam day, make sure your laptop is fully charged (bring your power cable).

4

After the exam, connect to the Internet, launch SofTest; and your exam(s) will upload.

EXAM TAKER ACTIVATION CARD SYSTEM REQUIREMENTS

System requirements are subject to change. For the most current requirements, please visit examsoft.com/msr or by accessing the QR code below.



TECHNICAL SUPPORT

support@examsoft.com or call 866-429-8889

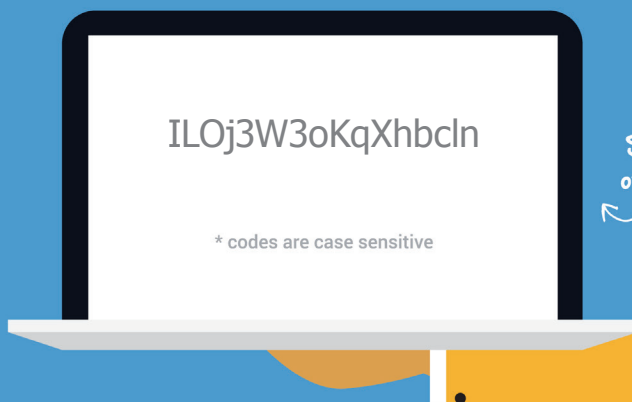


©2017 ExamSoft Worldwide, Inc.



EXAM TAKER ACTIVATION CARD

To activate, scratch off the code below, and enter it at:
<http://www.examssoft.com/seminolenursing>



How to activate your card for use (in 4 easy steps!)

1

Check your system requirements. Login to your school's ExamSoft URL (above).

2

Download/register SofTest. Activate your license by entering the code above.

3

On exam day, make sure your laptop is fully charged (bring your power cable).

4

After the exam, connect to the Internet, launch SofTest; and your exam(s) will upload.

EXAM TAKER ACTIVATION CARD SYSTEM REQUIREMENTS

System requirements are subject to change. For the most current requirements, please visit examsoft.com/msr or by accessing the QR code below.



TECHNICAL SUPPORT

support@examsoft.com or call 866-429-8889

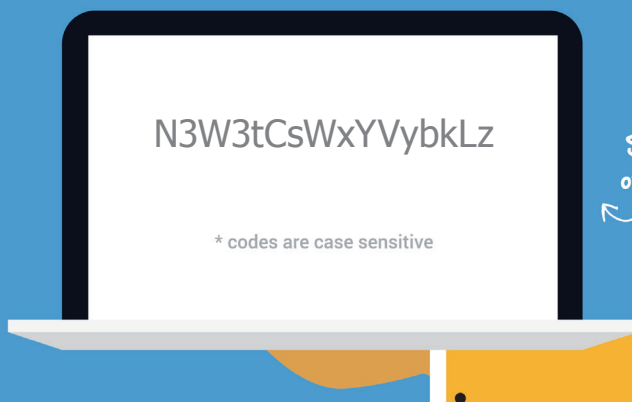


©2017 ExamSoft Worldwide, Inc.



EXAM TAKER ACTIVATION CARD

To activate, scratch off the code below, and enter it at:
<http://www.examssoft.com/seminolenursing>



How to activate your card for use (in 4 easy steps!)

1

Check your system requirements. Login to your school's ExamSoft URL (above).

2

Download/register SofTest. Activate your license by entering the code above.

3

On exam day, make sure your laptop is fully charged (bring your power cable).

4

After the exam, connect to the Internet, launch SofTest; and your exam(s) will upload.

EXAM TAKER ACTIVATION CARD SYSTEM REQUIREMENTS

System requirements are subject to change. For the most current requirements, please visit examsoft.com/msr or by accessing the QR code below.



TECHNICAL SUPPORT

support@examsoft.com or call 866-429-8889

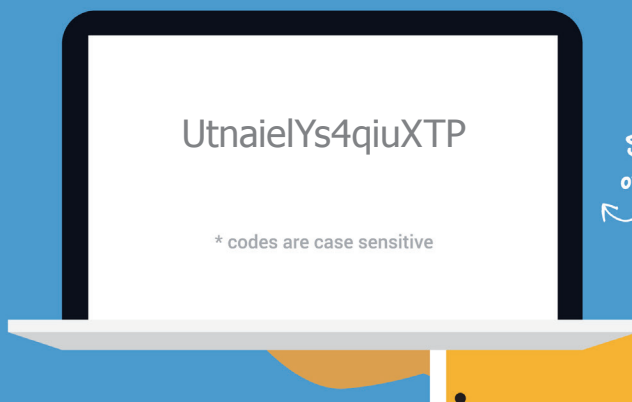


©2017 ExamSoft Worldwide, Inc.



EXAM TAKER ACTIVATION CARD

To activate, scratch off the code below, and enter it at:
<http://www.examssoft.com/seminolenursing>



How to activate your card for use (in 4 easy steps!)

1

Check your system requirements. Login to your school's ExamSoft URL (above).

2

Download/register SofTest. Activate your license by entering the code above.

3

On exam day, make sure your laptop is fully charged (bring your power cable).

4

After the exam, connect to the Internet, launch SofTest; and your exam(s) will upload.

EXAM TAKER ACTIVATION CARD SYSTEM REQUIREMENTS

System requirements are subject to change. For the most current requirements, please visit examsoft.com/msr or by accessing the QR code below.



TECHNICAL SUPPORT

support@examsoft.com or call 866-429-8889

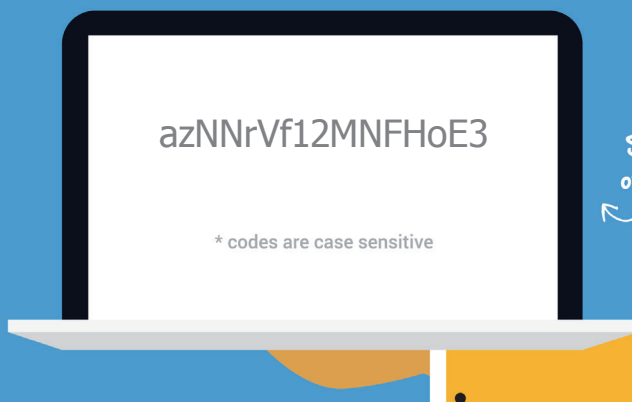


©2017 ExamSoft Worldwide, Inc.



EXAM TAKER ACTIVATION CARD

To activate, scratch off the code below, and enter it at:
<http://www.examssoft.com/seminolenursing>



How to activate your card for use (in 4 easy steps!)

1

Check your system requirements. Login to your school's ExamSoft URL (above).

2

Download/register SofTest. Activate your license by entering the code above.

3

On exam day, make sure your laptop is fully charged (bring your power cable).

4

After the exam, connect to the Internet, launch SofTest; and your exam(s) will upload.

EXAM TAKER ACTIVATION CARD SYSTEM REQUIREMENTS

System requirements are subject to change. For the most current requirements, please visit examsoft.com/msr or by accessing the QR code below.



TECHNICAL SUPPORT

support@examsoft.com or call 866-429-8889

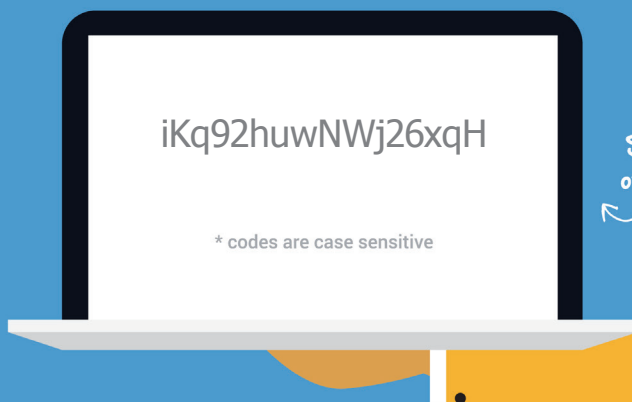


©2017 ExamSoft Worldwide, Inc.



EXAM TAKER ACTIVATION CARD

To activate, scratch off the code below, and enter it at:
<http://www.examssoft.com/seminolenursing>



How to activate your card for use (in 4 easy steps!)

1

Check your system requirements. Login to your school's ExamSoft URL (above).

2

Download/register SofTest. Activate your license by entering the code above.

3

On exam day, make sure your laptop is fully charged (bring your power cable).

4

After the exam, connect to the Internet, launch SofTest; and your exam(s) will upload.

EXAM TAKER ACTIVATION CARD SYSTEM REQUIREMENTS

System requirements are subject to change. For the most current requirements, please visit examsoft.com/msr or by accessing the QR code below.



TECHNICAL SUPPORT

support@examsoft.com or call 866-429-8889

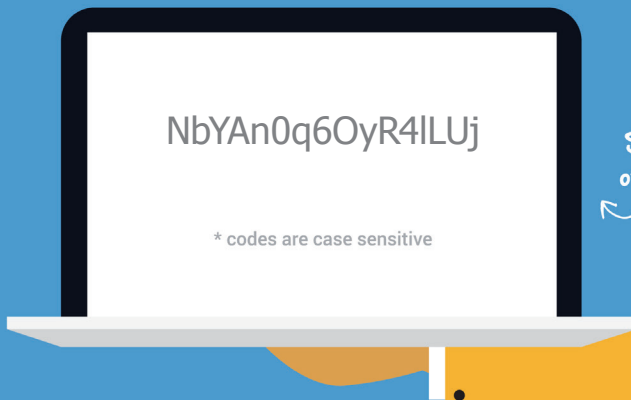


©2017 ExamSoft Worldwide, Inc.



EXAM TAKER ACTIVATION CARD

To activate, scratch off the code below, and enter it at:
<http://www.examssoft.com/seminolenursing>



How to activate your card for use (in 4 easy steps!)

1

Check your system requirements. Login to your school's ExamSoft URL (above).

2

Download/register SofTest. Activate your license by entering the code above.

3

On exam day, make sure your laptop is fully charged (bring your power cable).

4

After the exam, connect to the Internet, launch SofTest; and your exam(s) will upload.

EXAM TAKER ACTIVATION CARD SYSTEM REQUIREMENTS

System requirements are subject to change. For the most current requirements, please visit examsoft.com/msr or by accessing the QR code below.



TECHNICAL SUPPORT

support@examsoft.com or call 866-429-8889

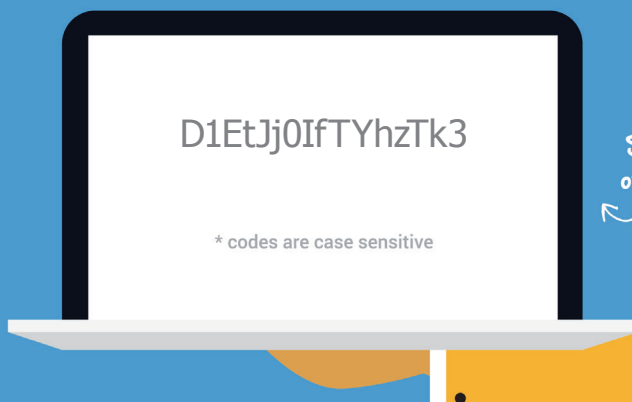


©2017 ExamSoft Worldwide, Inc.



EXAM TAKER ACTIVATION CARD

To activate, scratch off the code below, and enter it at:
<http://www.examssoft.com/seminolenursing>



How to activate your card for use (in 4 easy steps!)

1

Check your system requirements. Login to your school's ExamSoft URL (above).

2

Download/register SofTest. Activate your license by entering the code above.

3

On exam day, make sure your laptop is fully charged (bring your power cable).

4

After the exam, connect to the Internet, launch SofTest; and your exam(s) will upload.

EXAM TAKER ACTIVATION CARD SYSTEM REQUIREMENTS

System requirements are subject to change. For the most current requirements, please visit examsoft.com/msr or by accessing the QR code below.



TECHNICAL SUPPORT

support@examsoft.com or call 866-429-8889

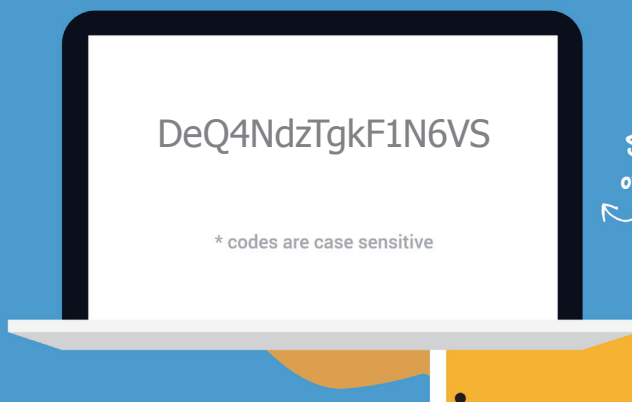


©2017 ExamSoft Worldwide, Inc.



EXAM TAKER ACTIVATION CARD

To activate, scratch off the code below, and enter it at:
<http://www.examssoft.com/seminolenursing>



How to activate your card for use (in 4 easy steps!)

1

Check your system requirements. Login to your school's ExamSoft URL (above).

2

Download/register SofTest. Activate your license by entering the code above.

3

On exam day, make sure your laptop is fully charged (bring your power cable).

4

After the exam, connect to the Internet, launch SofTest; and your exam(s) will upload.

EXAM TAKER ACTIVATION CARD SYSTEM REQUIREMENTS

System requirements are subject to change. For the most current requirements, please visit examsoft.com/msr or by accessing the QR code below.



TECHNICAL SUPPORT

support@examsoft.com or call 866-429-8889

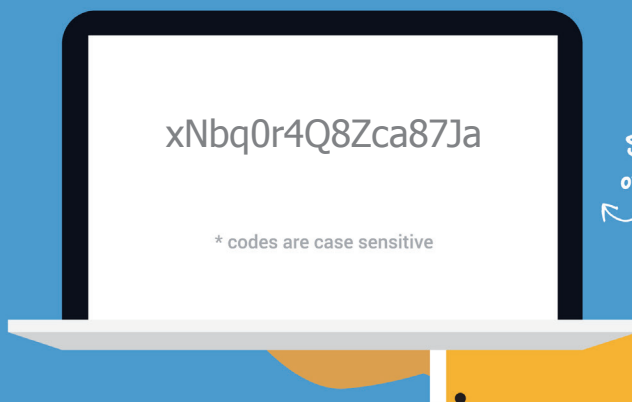


©2017 ExamSoft Worldwide, Inc.



EXAM TAKER ACTIVATION CARD

To activate, scratch off the code below, and enter it at:
<http://www.examssoft.com/seminolenursing>



How to activate your card for use (in 4 easy steps!)

1

Check your system requirements. Login to your school's ExamSoft URL (above).

2

Download/register SofTest. Activate your license by entering the code above.

3

On exam day, make sure your laptop is fully charged (bring your power cable).

4

After the exam, connect to the Internet, launch SofTest; and your exam(s) will upload.

EXAM TAKER ACTIVATION CARD SYSTEM REQUIREMENTS

System requirements are subject to change. For the most current requirements, please visit examsoft.com/msr or by accessing the QR code below.



TECHNICAL SUPPORT

support@examsoft.com or call 866-429-8889

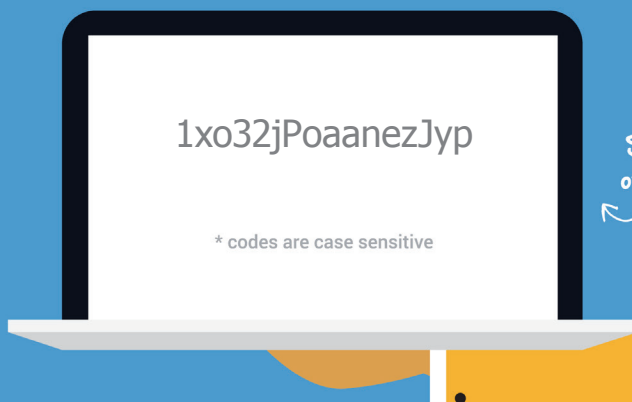


©2017 ExamSoft Worldwide, Inc.



EXAM TAKER ACTIVATION CARD

To activate, scratch off the code below, and enter it at:
<http://www.examssoft.com/seminolenursing>



How to activate your card for use (in 4 easy steps!)

1

Check your system requirements. Login to your school's ExamSoft URL (above).

2

Download/register SofTest. Activate your license by entering the code above.

3

On exam day, make sure your laptop is fully charged (bring your power cable).

4

After the exam, connect to the Internet, launch SofTest; and your exam(s) will upload.

EXAM TAKER ACTIVATION CARD SYSTEM REQUIREMENTS

System requirements are subject to change. For the most current requirements, please visit examsoft.com/msr or by accessing the QR code below.



TECHNICAL SUPPORT

support@examsoft.com or call 866-429-8889

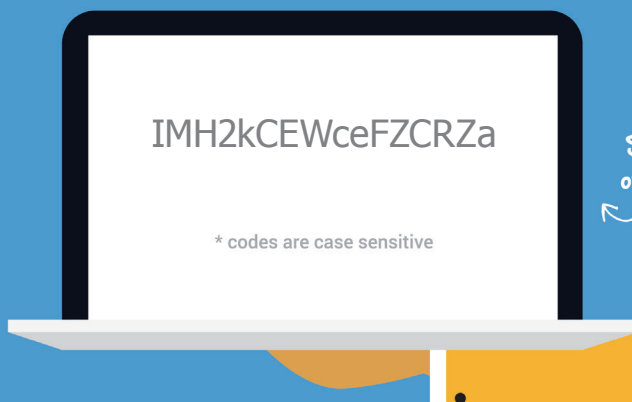


©2017 ExamSoft Worldwide, Inc.



EXAM TAKER ACTIVATION CARD

To activate, scratch off the code below, and enter it at:
<http://www.examssoft.com/seminolenursing>



How to activate your card for use (in 4 easy steps!)

1

Check your system requirements. Login to your school's ExamSoft URL (above).

2

Download/register SofTest. Activate your license by entering the code above.

3

On exam day, make sure your laptop is fully charged (bring your power cable).

4

After the exam, connect to the Internet, launch SofTest; and your exam(s) will upload.

EXAM TAKER ACTIVATION CARD SYSTEM REQUIREMENTS

System requirements are subject to change. For the most current requirements, please visit examsoft.com/msr or by accessing the QR code below.



TECHNICAL SUPPORT

support@examsoft.com or call 866-429-8889

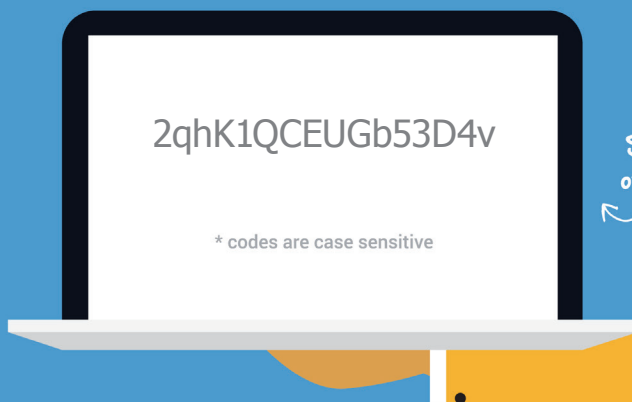


©2017 ExamSoft Worldwide, Inc.



EXAM TAKER ACTIVATION CARD

To activate, scratch off the code below, and enter it at:
<http://www.examssoft.com/seminolenursing>



How to activate your card for use (in 4 easy steps!)

1

Check your system requirements. Login to your school's ExamSoft URL (above).

2

Download/register SofTest. Activate your license by entering the code above.

3

On exam day, make sure your laptop is fully charged (bring your power cable).

4

After the exam, connect to the Internet, launch SofTest; and your exam(s) will upload.

EXAM TAKER ACTIVATION CARD SYSTEM REQUIREMENTS

System requirements are subject to change. For the most current requirements, please visit examsoft.com/msr or by accessing the QR code below.



TECHNICAL SUPPORT

support@examsoft.com or call 866-429-8889

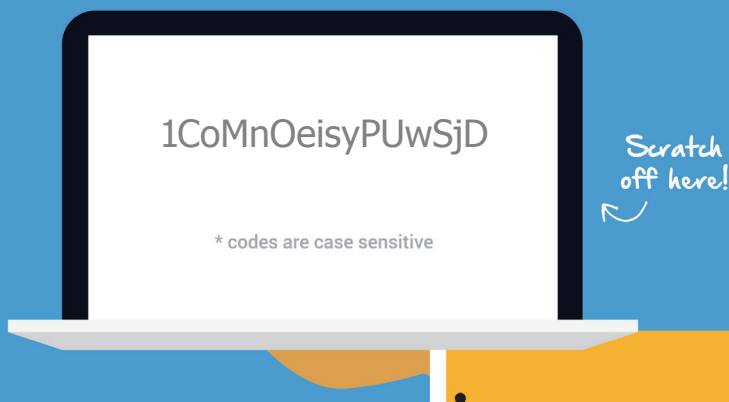


©2017 ExamSoft Worldwide, Inc.



EXAM TAKER ACTIVATION CARD

To activate, scratch off the code below, and enter it at:
<http://www.examssoft.com/seminolenursing>



How to activate your card for use (in 4 easy steps!)

1

Check your system requirements. Login to your school's ExamSoft URL (above).

2

Download/register SofTest. Activate your license by entering the code above.

3

On exam day, make sure your laptop is fully charged (bring your power cable).

4

After the exam, connect to the Internet, launch SofTest; and your exam(s) will upload.

EXAM TAKER ACTIVATION CARD SYSTEM REQUIREMENTS

System requirements are subject to change. For the most current requirements, please visit examsoft.com/msr or by accessing the QR code below.



TECHNICAL SUPPORT

support@examsoft.com or call 866-429-8889

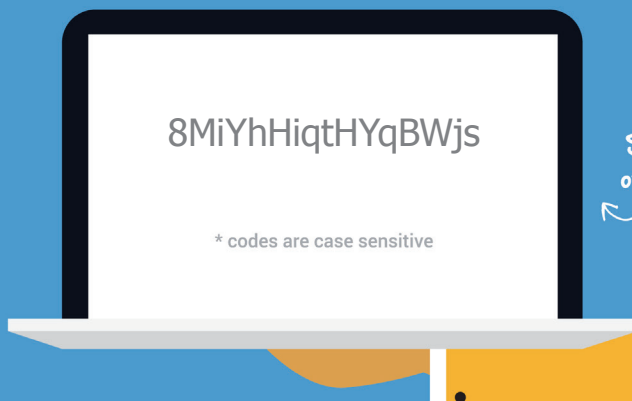


©2017 ExamSoft Worldwide, Inc.



EXAM TAKER ACTIVATION CARD

To activate, scratch off the code below, and enter it at:
<http://www.examssoft.com/seminolenursing>



How to activate your card for use (in 4 easy steps!)

1

Check your system requirements. Login to your school's ExamSoft URL (above).

2

Download/register SofTest. Activate your license by entering the code above.

3

On exam day, make sure your laptop is fully charged (bring your power cable).

4

After the exam, connect to the Internet, launch SofTest; and your exam(s) will upload.

EXAM TAKER ACTIVATION CARD SYSTEM REQUIREMENTS

System requirements are subject to change. For the most current requirements, please visit examsoft.com/msr or by accessing the QR code below.



TECHNICAL SUPPORT

support@examsoft.com or call 866-429-8889

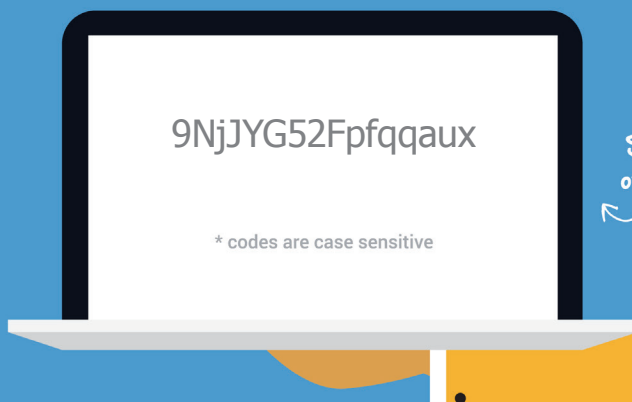


©2017 ExamSoft Worldwide, Inc.



EXAM TAKER ACTIVATION CARD

To activate, scratch off the code below, and enter it at:
<http://www.examssoft.com/seminolenursing>



How to activate your card for use (in 4 easy steps!)

1

Check your system requirements. Login to your school's ExamSoft URL (above).

2

Download/register SofTest. Activate your license by entering the code above.

3

On exam day, make sure your laptop is fully charged (bring your power cable).

4

After the exam, connect to the Internet, launch SofTest; and your exam(s) will upload.

EXAM TAKER ACTIVATION CARD SYSTEM REQUIREMENTS

System requirements are subject to change. For the most current requirements, please visit examsoft.com/msr or by accessing the QR code below.



TECHNICAL SUPPORT

support@examsoft.com or call 866-429-8889

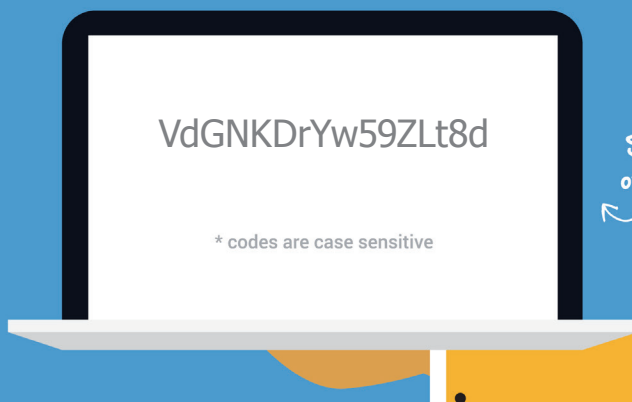


©2017 ExamSoft Worldwide, Inc.



EXAM TAKER ACTIVATION CARD

To activate, scratch off the code below, and enter it at:
<http://www.examssoft.com/seminolenursing>



How to activate your card for use (in 4 easy steps!)

1

Check your system requirements. Login to your school's ExamSoft URL (above).

2

Download/register SofTest. Activate your license by entering the code above.

3

On exam day, make sure your laptop is fully charged (bring your power cable).

4

After the exam, connect to the Internet, launch SofTest; and your exam(s) will upload.

EXAM TAKER ACTIVATION CARD SYSTEM REQUIREMENTS

System requirements are subject to change. For the most current requirements, please visit examsoft.com/msr or by accessing the QR code below.



TECHNICAL SUPPORT

support@examsoft.com or call 866-429-8889

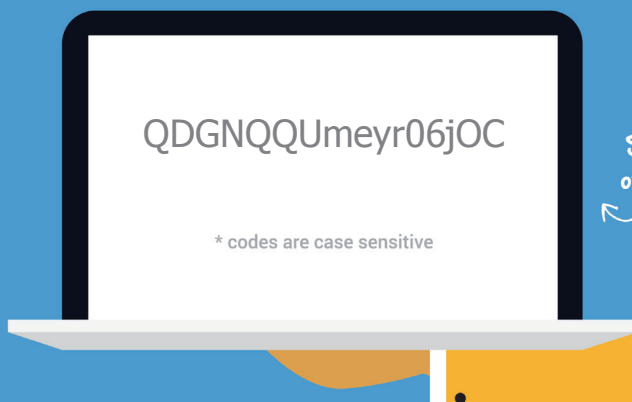


©2017 ExamSoft Worldwide, Inc.



EXAM TAKER ACTIVATION CARD

To activate, scratch off the code below, and enter it at:
<http://www.examssoft.com/seminolenursing>



How to activate your card for use (in 4 easy steps!)

1

Check your system requirements. Login to your school's ExamSoft URL (above).

2

Download/register SofTest. Activate your license by entering the code above.

3

On exam day, make sure your laptop is fully charged (bring your power cable).

4

After the exam, connect to the Internet, launch SofTest; and your exam(s) will upload.

EXAM TAKER ACTIVATION CARD SYSTEM REQUIREMENTS

System requirements are subject to change. For the most current requirements, please visit examsoft.com/msr or by accessing the QR code below.



TECHNICAL SUPPORT

support@examsoft.com or call 866-429-8889

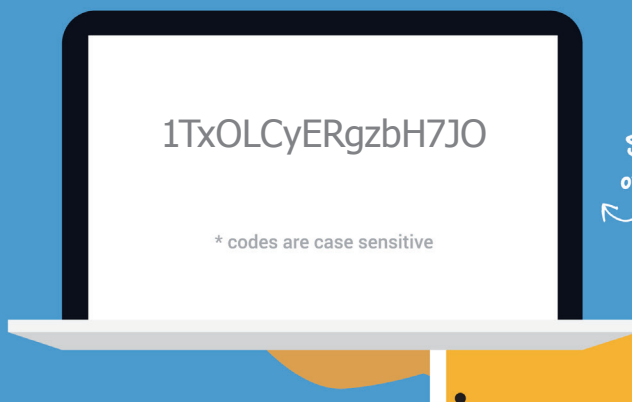


©2017 ExamSoft Worldwide, Inc.



EXAM TAKER ACTIVATION CARD

To activate, scratch off the code below, and enter it at:
<http://www.examssoft.com/seminolenursing>



How to activate your card for use (in 4 easy steps!)

1

Check your system requirements. Login to your school's ExamSoft URL (above).

2

Download/register SofTest. Activate your license by entering the code above.

3

On exam day, make sure your laptop is fully charged (bring your power cable).

4

After the exam, connect to the Internet, launch SofTest; and your exam(s) will upload.

EXAM TAKER ACTIVATION CARD SYSTEM REQUIREMENTS

System requirements are subject to change. For the most current requirements, please visit examsoft.com/msr or by accessing the QR code below.



TECHNICAL SUPPORT

support@examsoft.com or call 866-429-8889

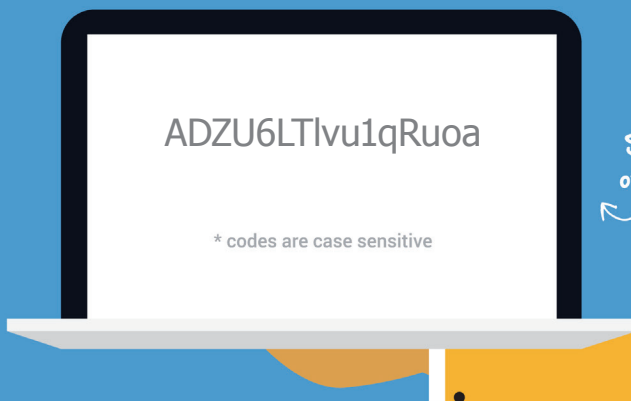


©2017 ExamSoft Worldwide, Inc.



EXAM TAKER ACTIVATION CARD

To activate, scratch off the code below, and enter it at:
<http://www.examssoft.com/seminolenursing>



How to activate your card for use (in 4 easy steps!)

1

Check your system requirements. Login to your school's ExamSoft URL (above).

2

Download/register SofTest. Activate your license by entering the code above.

3

On exam day, make sure your laptop is fully charged (bring your power cable).

4

After the exam, connect to the Internet, launch SofTest; and your exam(s) will upload.

EXAM TAKER ACTIVATION CARD SYSTEM REQUIREMENTS

System requirements are subject to change. For the most current requirements, please visit examsoft.com/msr or by accessing the QR code below.



TECHNICAL SUPPORT

support@examsoft.com or call 866-429-8889

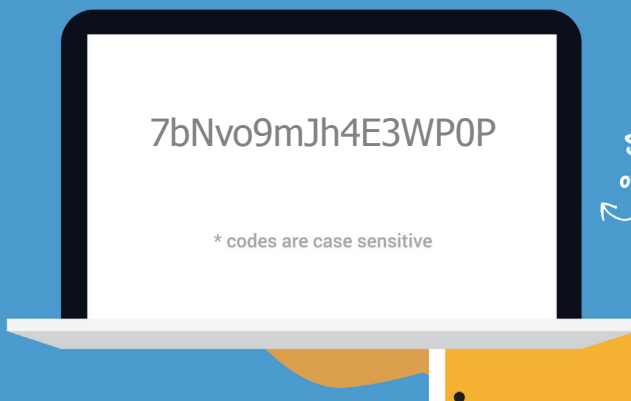


©2017 ExamSoft Worldwide, Inc.



EXAM TAKER ACTIVATION CARD

To activate, scratch off the code below, and enter it at:
<http://www.examssoft.com/seminolenursing>



How to activate your card for use (in 4 easy steps!)

1

Check your system requirements. Login to your school's ExamSoft URL (above).

2

Download/register SofTest. Activate your license by entering the code above.

3

On exam day, make sure your laptop is fully charged (bring your power cable).

4

After the exam, connect to the Internet, launch SofTest; and your exam(s) will upload.

EXAM TAKER ACTIVATION CARD SYSTEM REQUIREMENTS

System requirements are subject to change. For the most current requirements, please visit examsoft.com/msr or by accessing the QR code below.



TECHNICAL SUPPORT

support@examsoft.com or call 866-429-8889

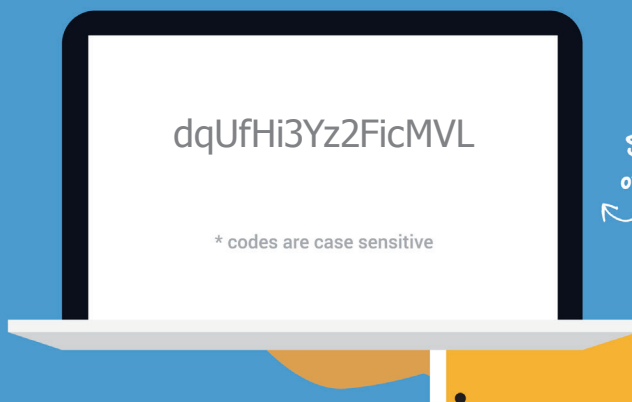


©2017 ExamSoft Worldwide, Inc.



EXAM TAKER ACTIVATION CARD

To activate, scratch off the code below, and enter it at:
<http://www.examssoft.com/seminolenursing>



How to activate your card for use (in 4 easy steps!)

1

Check your system requirements. Login to your school's ExamSoft URL (above).

2

Download/register SofTest. Activate your license by entering the code above.

3

On exam day, make sure your laptop is fully charged (bring your power cable).

4

After the exam, connect to the Internet, launch SofTest; and your exam(s) will upload.

EXAM TAKER ACTIVATION CARD SYSTEM REQUIREMENTS

System requirements are subject to change. For the most current requirements, please visit examsoft.com/msr or by accessing the QR code below.



TECHNICAL SUPPORT

support@examsoft.com or call 866-429-8889

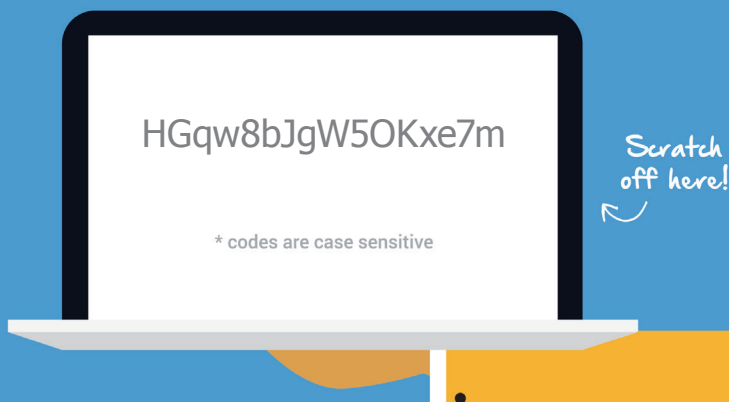


©2017 ExamSoft Worldwide, Inc.



EXAM TAKER ACTIVATION CARD

To activate, scratch off the code below, and enter it at:
<http://www.examssoft.com/seminolenursing>



How to activate your card for use (in 4 easy steps!)

1

Check your system requirements. Login to your school's ExamSoft URL (above).

2

Download/register SofTest. Activate your license by entering the code above.

3

On exam day, make sure your laptop is fully charged (bring your power cable).

4

After the exam, connect to the Internet, launch SofTest; and your exam(s) will upload.

EXAM TAKER ACTIVATION CARD SYSTEM REQUIREMENTS

System requirements are subject to change. For the most current requirements, please visit examsoft.com/msr or by accessing the QR code below.



TECHNICAL SUPPORT

support@examsoft.com or call 866-429-8889

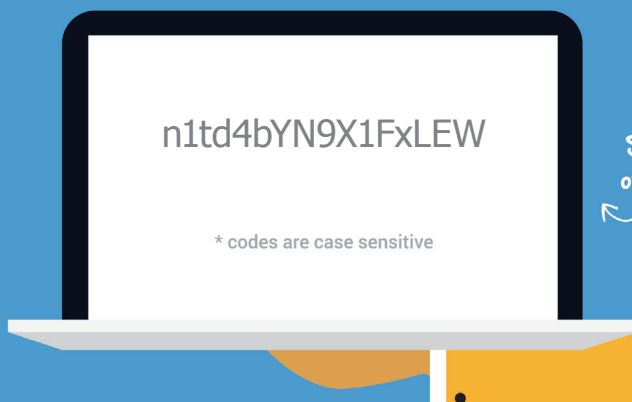


©2017 ExamSoft Worldwide, Inc.



EXAM TAKER ACTIVATION CARD

To activate, scratch off the code below, and enter it at:
<http://www.examssoft.com/seminolenursing>



How to activate your card for use (in 4 easy steps!)

1

Check your system requirements. Login to your school's ExamSoft URL (above).

2

Download/register SofTest. Activate your license by entering the code above.

3

On exam day, make sure your laptop is fully charged (bring your power cable).

4

After the exam, connect to the Internet, launch SofTest; and your exam(s) will upload.

EXAM TAKER ACTIVATION CARD SYSTEM REQUIREMENTS

System requirements are subject to change. For the most current requirements, please visit examsoft.com/msr or by accessing the QR code below.



TECHNICAL SUPPORT

support@examsoft.com or call 866-429-8889

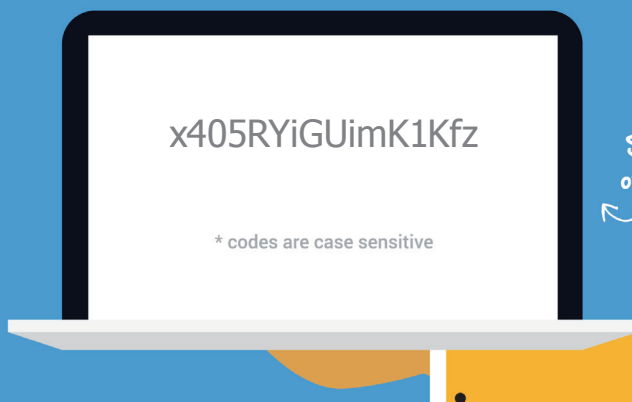


©2017 ExamSoft Worldwide, Inc.



EXAM TAKER ACTIVATION CARD

To activate, scratch off the code below, and enter it at:
<http://www.examssoft.com/seminolenursing>



How to activate your card for use (in 4 easy steps!)

1

Check your system requirements. Login to your school's ExamSoft URL (above).

2

Download/register SofTest. Activate your license by entering the code above.

3

On exam day, make sure your laptop is fully charged (bring your power cable).

4

After the exam, connect to the Internet, launch SofTest; and your exam(s) will upload.

EXAM TAKER ACTIVATION CARD SYSTEM REQUIREMENTS

System requirements are subject to change. For the most current requirements, please visit examsoft.com/msr or by accessing the QR code below.



TECHNICAL SUPPORT

support@examsoft.com or call 866-429-8889

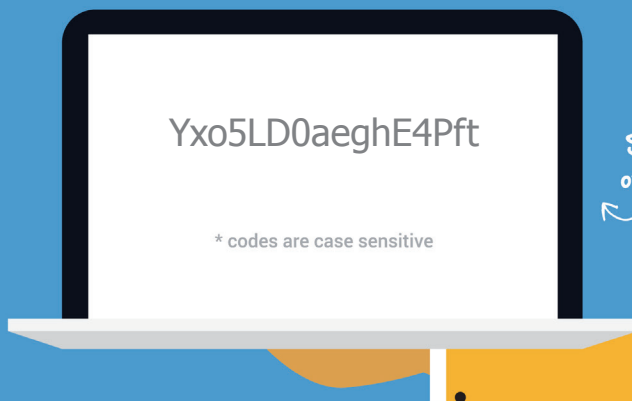


©2017 ExamSoft Worldwide, Inc.



EXAM TAKER ACTIVATION CARD

To activate, scratch off the code below, and enter it at:
<http://www.examssoft.com/seminolenursing>



How to activate your card for use (in 4 easy steps!)

1

Check your system requirements. Login to your school's ExamSoft URL (above).

2

Download/register SofTest. Activate your license by entering the code above.

3

On exam day, make sure your laptop is fully charged (bring your power cable).

4

After the exam, connect to the Internet, launch SofTest; and your exam(s) will upload.

EXAM TAKER ACTIVATION CARD SYSTEM REQUIREMENTS

System requirements are subject to change. For the most current requirements, please visit examsoft.com/msr or by accessing the QR code below.



TECHNICAL SUPPORT

support@examsoft.com or call 866-429-8889

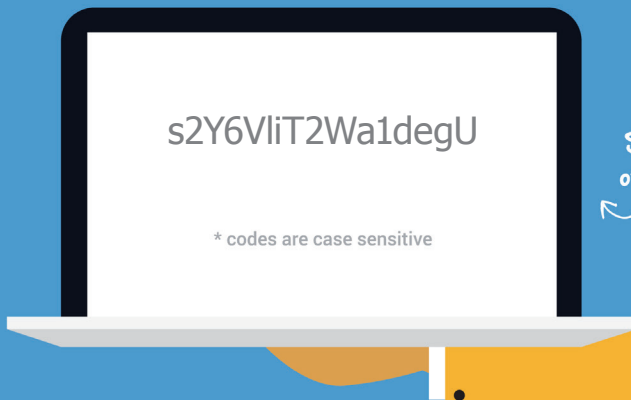


©2017 ExamSoft Worldwide, Inc.



EXAM TAKER ACTIVATION CARD

To activate, scratch off the code below, and enter it at:
<http://www.examssoft.com/seminolenursing>



How to activate your card for use (in 4 easy steps!)

1

Check your system requirements. Login to your school's ExamSoft URL (above).

2

Download/register SofTest. Activate your license by entering the code above.

3

On exam day, make sure your laptop is fully charged (bring your power cable).

4

After the exam, connect to the Internet, launch SofTest; and your exam(s) will upload.

EXAM TAKER ACTIVATION CARD SYSTEM REQUIREMENTS

System requirements are subject to change. For the most current requirements, please visit examsoft.com/msr or by accessing the QR code below.



TECHNICAL SUPPORT

support@examsoft.com or call 866-429-8889

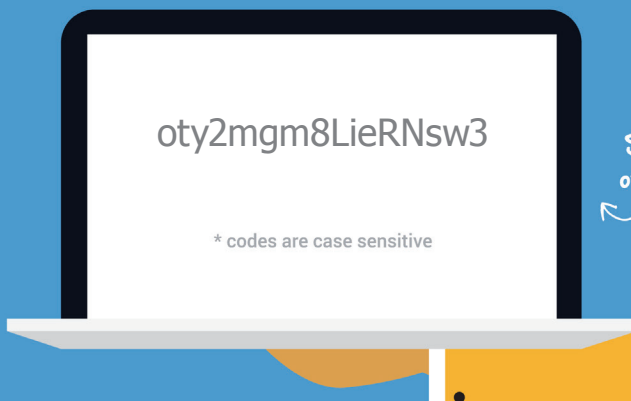


©2017 ExamSoft Worldwide, Inc.



EXAM TAKER ACTIVATION CARD

To activate, scratch off the code below, and enter it at:
<http://www.examssoft.com/seminolenursing>



How to activate your card for use (in 4 easy steps!)

1

Check your system requirements. Login to your school's ExamSoft URL (above).

2

Download/register SofTest. Activate your license by entering the code above.

3

On exam day, make sure your laptop is fully charged (bring your power cable).

4

After the exam, connect to the Internet, launch SofTest; and your exam(s) will upload.

EXAM TAKER ACTIVATION CARD SYSTEM REQUIREMENTS

System requirements are subject to change. For the most current requirements, please visit examsoft.com/msr or by accessing the QR code below.



TECHNICAL SUPPORT

support@examsoft.com or call 866-429-8889

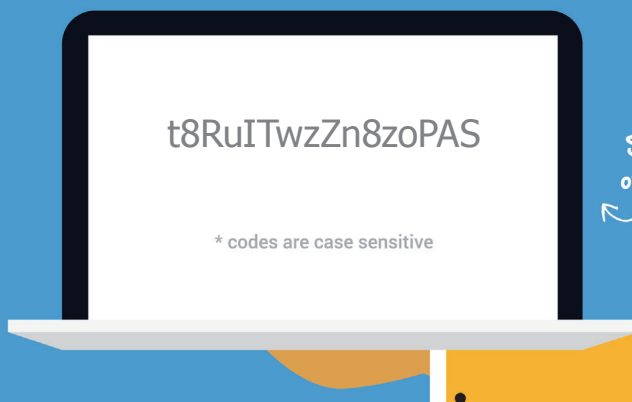


©2017 ExamSoft Worldwide, Inc.



EXAM TAKER ACTIVATION CARD

To activate, scratch off the code below, and enter it at:
<http://www.examssoft.com/seminolenursing>



How to activate your card for use (in 4 easy steps!)

1

Check your system requirements. Login to your school's ExamSoft URL (above).

2

Download/register SofTest. Activate your license by entering the code above.

3

On exam day, make sure your laptop is fully charged (bring your power cable).

4

After the exam, connect to the Internet, launch SofTest; and your exam(s) will upload.

EXAM TAKER ACTIVATION CARD SYSTEM REQUIREMENTS

System requirements are subject to change. For the most current requirements, please visit examsoft.com/msr or by accessing the QR code below.



TECHNICAL SUPPORT

support@examsoft.com or call 866-429-8889

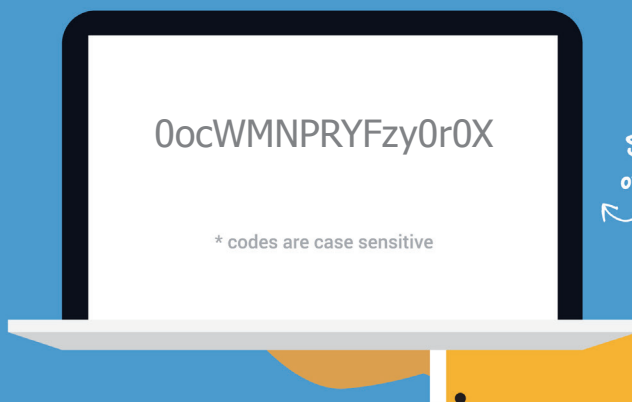


©2017 ExamSoft Worldwide, Inc.



EXAM TAKER ACTIVATION CARD

To activate, scratch off the code below, and enter it at:
<http://www.examssoft.com/seminolenursing>



How to activate your card for use (in 4 easy steps!)

1

Check your system requirements. Login to your school's ExamSoft URL (above).

2

Download/register SofTest. Activate your license by entering the code above.

3

On exam day, make sure your laptop is fully charged (bring your power cable).

4

After the exam, connect to the Internet, launch SofTest; and your exam(s) will upload.

EXAM TAKER ACTIVATION CARD SYSTEM REQUIREMENTS

System requirements are subject to change. For the most current requirements, please visit examsoft.com/msr or by accessing the QR code below.



TECHNICAL SUPPORT

support@examsoft.com or call 866-429-8889

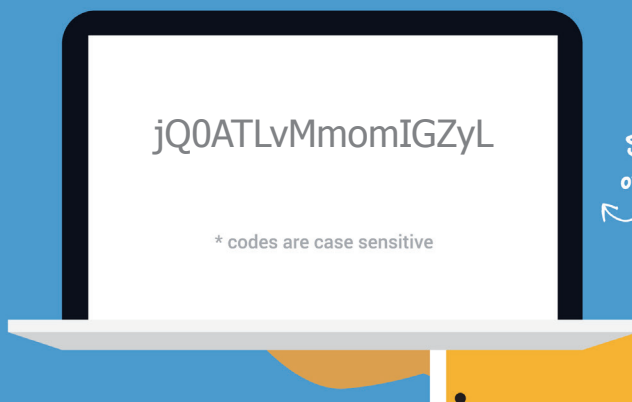


©2017 ExamSoft Worldwide, Inc.



EXAM TAKER ACTIVATION CARD

To activate, scratch off the code below, and enter it at:
<http://www.examssoft.com/seminolenursing>



How to activate your card for use (in 4 easy steps!)

1

Check your system requirements. Login to your school's ExamSoft URL (above).

2

Download/register SofTest. Activate your license by entering the code above.

3

On exam day, make sure your laptop is fully charged (bring your power cable).

4

After the exam, connect to the Internet, launch SofTest; and your exam(s) will upload.

EXAM TAKER ACTIVATION CARD SYSTEM REQUIREMENTS

System requirements are subject to change. For the most current requirements, please visit examsoft.com/msr or by accessing the QR code below.



TECHNICAL SUPPORT

support@examsoft.com or call 866-429-8889

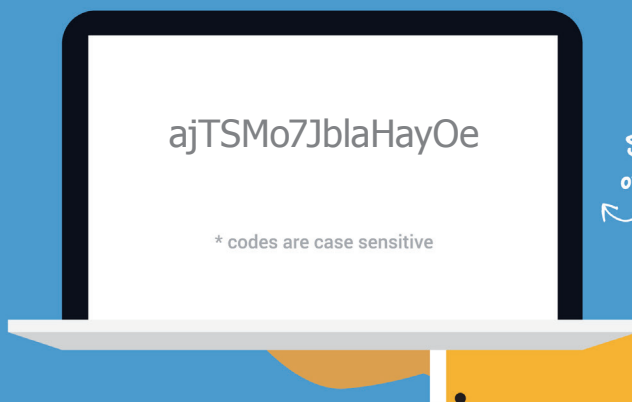


©2017 ExamSoft Worldwide, Inc.



EXAM TAKER ACTIVATION CARD

To activate, scratch off the code below, and enter it at:
<http://www.examssoft.com/seminolenursing>



How to activate your card for use (in 4 easy steps!)

1

Check your system requirements. Login to your school's ExamSoft URL (above).

2

Download/register SofTest. Activate your license by entering the code above.

3

On exam day, make sure your laptop is fully charged (bring your power cable).

4

After the exam, connect to the Internet, launch SofTest; and your exam(s) will upload.

EXAM TAKER ACTIVATION CARD SYSTEM REQUIREMENTS

System requirements are subject to change. For the most current requirements, please visit examsoft.com/msr or by accessing the QR code below.



TECHNICAL SUPPORT

support@examsoft.com or call 866-429-8889

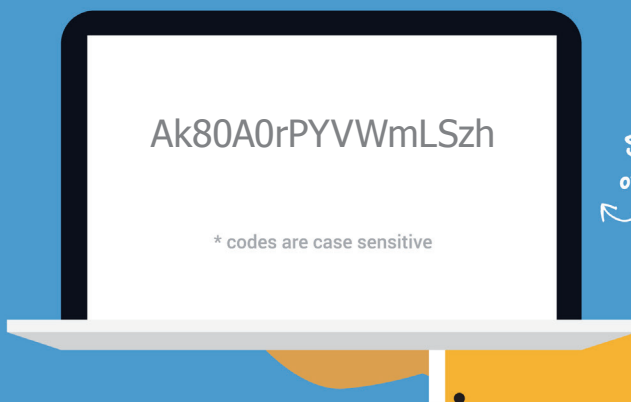


©2017 ExamSoft Worldwide, Inc.



EXAM TAKER ACTIVATION CARD

To activate, scratch off the code below, and enter it at:
<http://www.examssoft.com/seminolenursing>



How to activate your card for use (in 4 easy steps!)

1

Check your system requirements. Login to your school's ExamSoft URL (above).

2

Download/register SofTest. Activate your license by entering the code above.

3

On exam day, make sure your laptop is fully charged (bring your power cable).

4

After the exam, connect to the Internet, launch SofTest; and your exam(s) will upload.

EXAM TAKER ACTIVATION CARD SYSTEM REQUIREMENTS

System requirements are subject to change. For the most current requirements, please visit examsoft.com/msr or by accessing the QR code below.



TECHNICAL SUPPORT

support@examsoft.com or call 866-429-8889

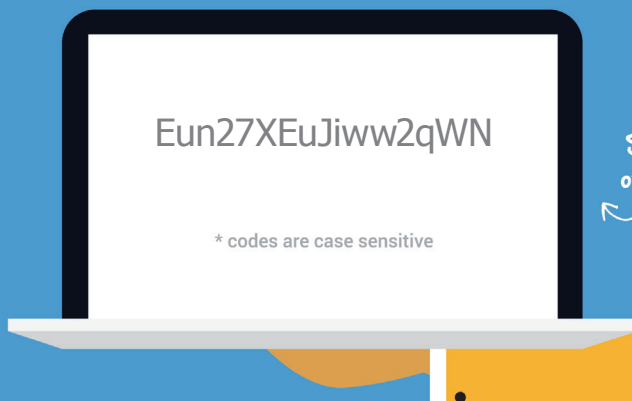


©2017 ExamSoft Worldwide, Inc.



EXAM TAKER ACTIVATION CARD

To activate, scratch off the code below, and enter it at:
<http://www.examssoft.com/seminolenursing>



How to activate your card for use (in 4 easy steps!)

1

Check your system requirements. Login to your school's ExamSoft URL (above).

2

Download/register SofTest. Activate your license by entering the code above.

3

On exam day, make sure your laptop is fully charged (bring your power cable).

4

After the exam, connect to the Internet, launch SofTest; and your exam(s) will upload.

EXAM TAKER ACTIVATION CARD SYSTEM REQUIREMENTS

System requirements are subject to change. For the most current requirements, please visit examsoft.com/msr or by accessing the QR code below.



TECHNICAL SUPPORT

support@examsoft.com or call 866-429-8889

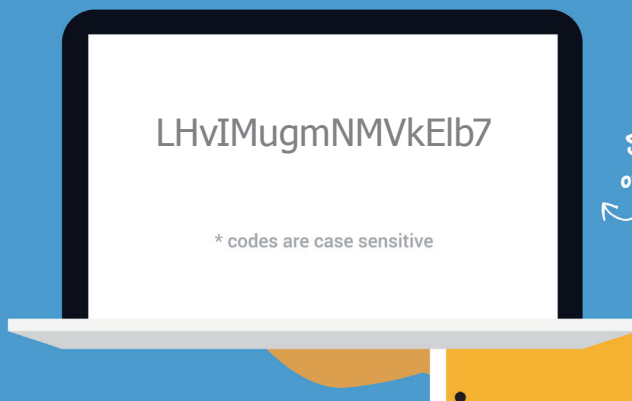


©2017 ExamSoft Worldwide, Inc.



EXAM TAKER ACTIVATION CARD

To activate, scratch off the code below, and enter it at:
<http://www.examssoft.com/seminolenursing>



How to activate your card for use (in 4 easy steps!)

1

Check your system requirements. Login to your school's ExamSoft URL (above).

2

Download/register SofTest. Activate your license by entering the code above.

3

On exam day, make sure your laptop is fully charged (bring your power cable).

4

After the exam, connect to the Internet, launch SofTest; and your exam(s) will upload.

EXAM TAKER ACTIVATION CARD SYSTEM REQUIREMENTS

System requirements are subject to change. For the most current requirements, please visit examsoft.com/msr or by accessing the QR code below.



TECHNICAL SUPPORT

support@examsoft.com or call 866-429-8889

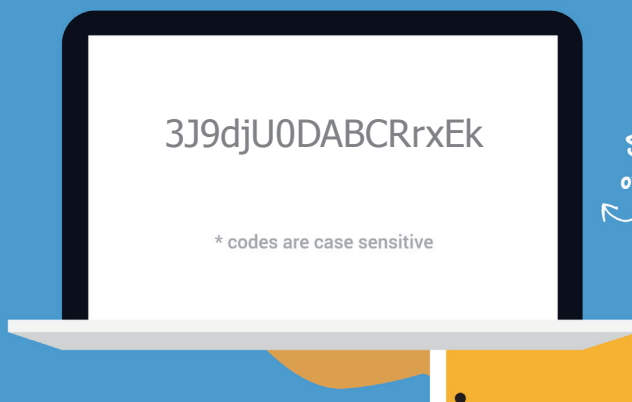


©2017 ExamSoft Worldwide, Inc.



EXAM TAKER ACTIVATION CARD

To activate, scratch off the code below, and enter it at:
<http://www.examssoft.com/seminolenursing>



How to activate your card for use (in 4 easy steps!)

1

Check your system requirements. Login to your school's ExamSoft URL (above).

2

Download/register SofTest. Activate your license by entering the code above.

3

On exam day, make sure your laptop is fully charged (bring your power cable).

4

After the exam, connect to the Internet, launch SofTest; and your exam(s) will upload.

EXAM TAKER ACTIVATION CARD SYSTEM REQUIREMENTS

System requirements are subject to change. For the most current requirements, please visit examsoft.com/msr or by accessing the QR code below.



TECHNICAL SUPPORT

support@examsoft.com or call 866-429-8889

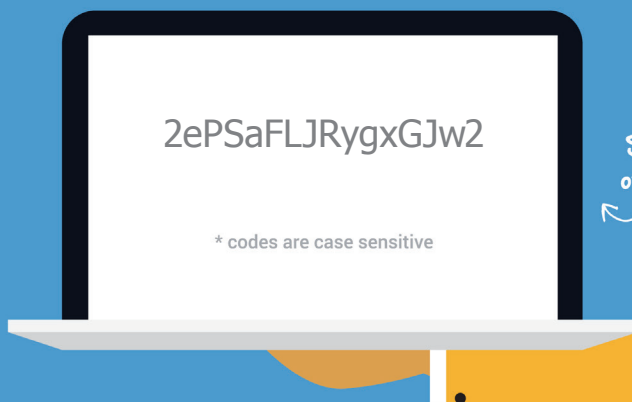


©2017 ExamSoft Worldwide, Inc.



EXAM TAKER ACTIVATION CARD

To activate, scratch off the code below, and enter it at:
<http://www.examssoft.com/seminolenursing>



How to activate your card for use (in 4 easy steps!)

1

Check your system requirements. Login to your school's ExamSoft URL (above).

2

Download/register SofTest. Activate your license by entering the code above.

3

On exam day, make sure your laptop is fully charged (bring your power cable).

4

After the exam, connect to the Internet, launch SofTest; and your exam(s) will upload.

EXAM TAKER ACTIVATION CARD SYSTEM REQUIREMENTS

System requirements are subject to change. For the most current requirements, please visit examsoft.com/msr or by accessing the QR code below.



TECHNICAL SUPPORT

support@examsoft.com or call 866-429-8889

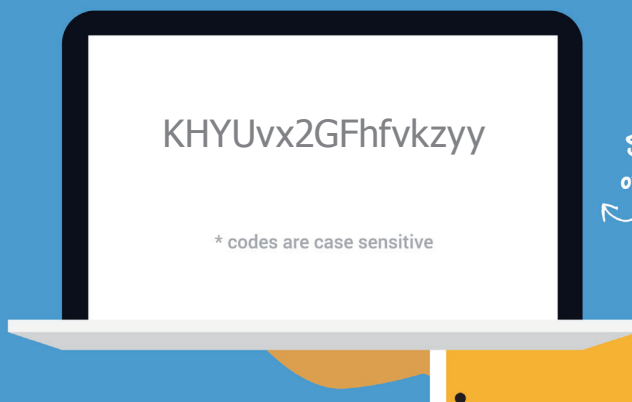


©2017 ExamSoft Worldwide, Inc.



EXAM TAKER ACTIVATION CARD

To activate, scratch off the code below, and enter it at:
<http://www.examssoft.com/seminolenursing>



How to activate your card for use (in 4 easy steps!)

1

Check your system requirements. Login to your school's ExamSoft URL (above).

2

Download/register SofTest. Activate your license by entering the code above.

3

On exam day, make sure your laptop is fully charged (bring your power cable).

4

After the exam, connect to the Internet, launch SofTest; and your exam(s) will upload.

EXAM TAKER ACTIVATION CARD SYSTEM REQUIREMENTS

System requirements are subject to change. For the most current requirements, please visit examsoft.com/msr or by accessing the QR code below.



TECHNICAL SUPPORT

support@examsoft.com or call 866-429-8889

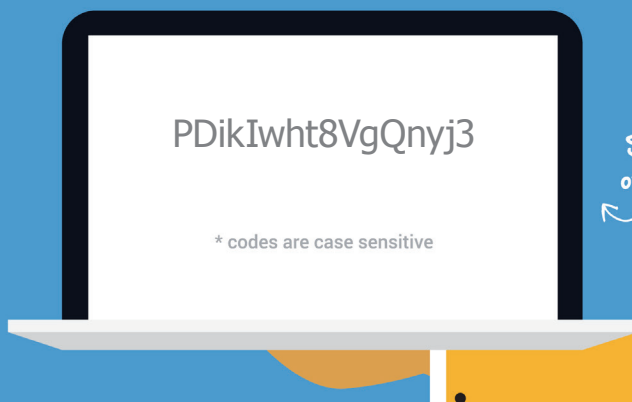


©2017 ExamSoft Worldwide, Inc.



EXAM TAKER ACTIVATION CARD

To activate, scratch off the code below, and enter it at:
<http://www.examssoft.com/seminolenursing>



How to activate your card for use (in 4 easy steps!)

1

Check your system requirements. Login to your school's ExamSoft URL (above).

2

Download/register SofTest. Activate your license by entering the code above.

3

On exam day, make sure your laptop is fully charged (bring your power cable).

4

After the exam, connect to the Internet, launch SofTest; and your exam(s) will upload.

EXAM TAKER ACTIVATION CARD SYSTEM REQUIREMENTS

System requirements are subject to change. For the most current requirements, please visit examsoft.com/msr or by accessing the QR code below.



TECHNICAL SUPPORT

support@examsoft.com or call 866-429-8889

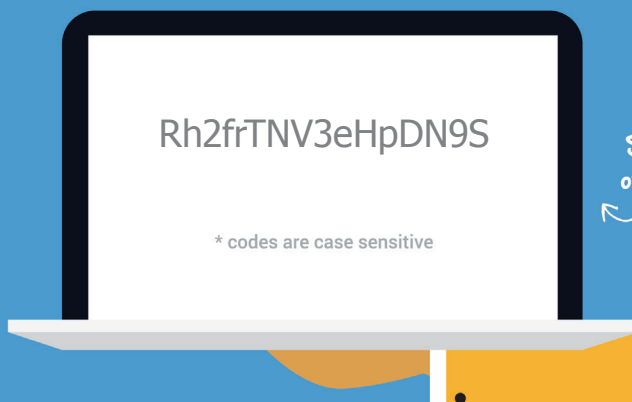


©2017 ExamSoft Worldwide, Inc.



EXAM TAKER ACTIVATION CARD

To activate, scratch off the code below, and enter it at:
<http://www.examssoft.com/seminolenursing>



How to activate your card for use (in 4 easy steps!)

1

Check your system requirements. Login to your school's ExamSoft URL (above).

2

Download/register SofTest. Activate your license by entering the code above.

3

On exam day, make sure your laptop is fully charged (bring your power cable).

4

After the exam, connect to the Internet, launch SofTest; and your exam(s) will upload.

EXAM TAKER ACTIVATION CARD SYSTEM REQUIREMENTS

System requirements are subject to change. For the most current requirements, please visit examsoft.com/msr or by accessing the QR code below.



TECHNICAL SUPPORT

support@examsoft.com or call 866-429-8889

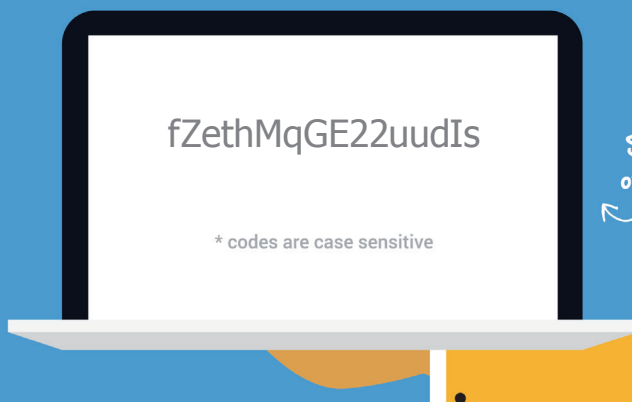


©2017 ExamSoft Worldwide, Inc.



EXAM TAKER ACTIVATION CARD

To activate, scratch off the code below, and enter it at:
<http://www.examssoft.com/seminolenursing>



How to activate your card for use (in 4 easy steps!)

1

Check your system requirements. Login to your school's ExamSoft URL (above).

2

Download/register SofTest. Activate your license by entering the code above.

3

On exam day, make sure your laptop is fully charged (bring your power cable).

4

After the exam, connect to the Internet, launch SofTest; and your exam(s) will upload.

EXAM TAKER ACTIVATION CARD SYSTEM REQUIREMENTS

System requirements are subject to change. For the most current requirements, please visit examsoft.com/msr or by accessing the QR code below.



TECHNICAL SUPPORT

support@examsoft.com or call 866-429-8889

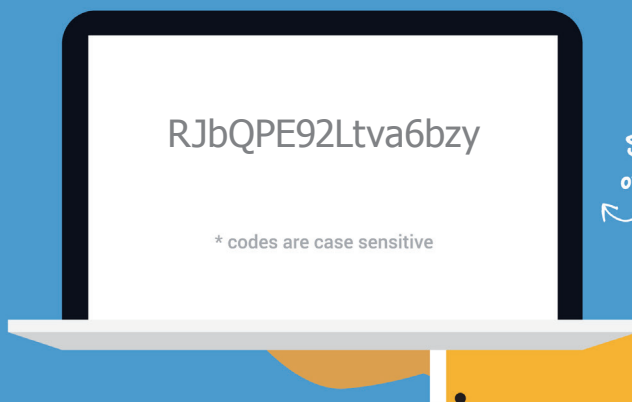


©2017 ExamSoft Worldwide, Inc.



EXAM TAKER ACTIVATION CARD

To activate, scratch off the code below, and enter it at:
<http://www.examssoft.com/seminolenursing>



How to activate your card for use (in 4 easy steps!)

1

Check your system requirements. Login to your school's ExamSoft URL (above).

2

Download/register SofTest. Activate your license by entering the code above.

3

On exam day, make sure your laptop is fully charged (bring your power cable).

4

After the exam, connect to the Internet, launch SofTest; and your exam(s) will upload.

EXAM TAKER ACTIVATION CARD SYSTEM REQUIREMENTS

System requirements are subject to change. For the most current requirements, please visit examsoft.com/msr or by accessing the QR code below.



TECHNICAL SUPPORT

support@examsoft.com or call 866-429-8889

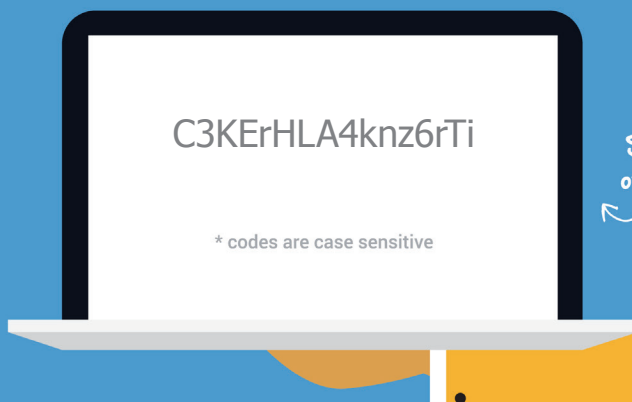


©2017 ExamSoft Worldwide, Inc.



EXAM TAKER ACTIVATION CARD

To activate, scratch off the code below, and enter it at:
<http://www.examssoft.com/seminolenursing>



How to activate your card for use (in 4 easy steps!)

1

Check your system requirements. Login to your school's ExamSoft URL (above).

2

Download/register SofTest. Activate your license by entering the code above.

3

On exam day, make sure your laptop is fully charged (bring your power cable).

4

After the exam, connect to the Internet, launch SofTest; and your exam(s) will upload.

EXAM TAKER ACTIVATION CARD SYSTEM REQUIREMENTS

System requirements are subject to change. For the most current requirements, please visit examsoft.com/msr or by accessing the QR code below.



TECHNICAL SUPPORT

support@examsoft.com or call 866-429-8889

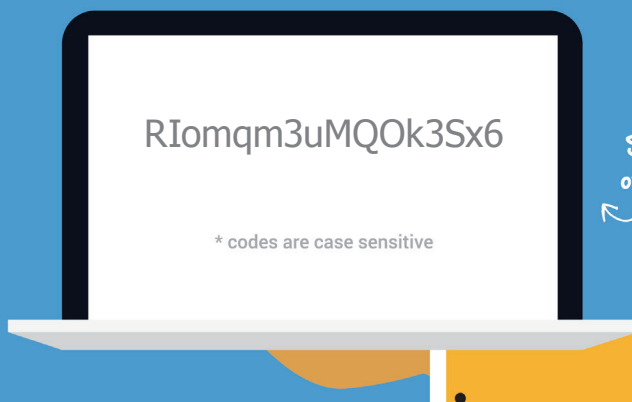


©2017 ExamSoft Worldwide, Inc.



EXAM TAKER ACTIVATION CARD

To activate, scratch off the code below, and enter it at:
<http://www.examssoft.com/seminolenursing>



How to activate your card for use (in 4 easy steps!)

1

Check your system requirements. Login to your school's ExamSoft URL (above).

2

Download/register SofTest. Activate your license by entering the code above.

3

On exam day, make sure your laptop is fully charged (bring your power cable).

4

After the exam, connect to the Internet, launch SofTest; and your exam(s) will upload.

EXAM TAKER ACTIVATION CARD SYSTEM REQUIREMENTS

System requirements are subject to change. For the most current requirements, please visit examsoft.com/msr or by accessing the QR code below.



TECHNICAL SUPPORT

support@examsoft.com or call 866-429-8889

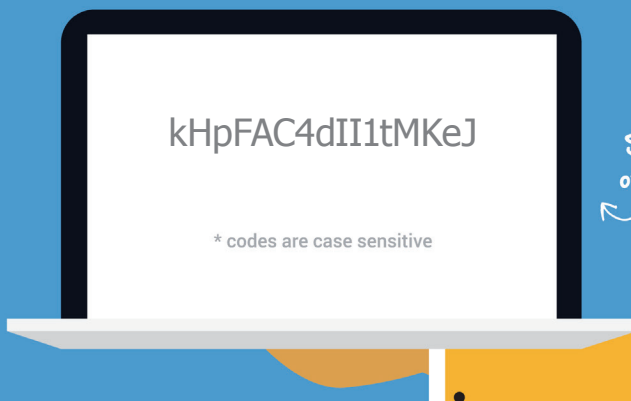


©2017 ExamSoft Worldwide, Inc.



EXAM TAKER ACTIVATION CARD

To activate, scratch off the code below, and enter it at:
<http://www.examssoft.com/seminolenursing>



How to activate your card for use (in 4 easy steps!)

1

Check your system requirements. Login to your school's ExamSoft URL (above).

2

Download/register SofTest. Activate your license by entering the code above.

3

On exam day, make sure your laptop is fully charged (bring your power cable).

4

After the exam, connect to the Internet, launch SofTest; and your exam(s) will upload.

EXAM TAKER ACTIVATION CARD SYSTEM REQUIREMENTS

System requirements are subject to change. For the most current requirements, please visit examsoft.com/msr or by accessing the QR code below.



TECHNICAL SUPPORT

support@examsoft.com or call 866-429-8889

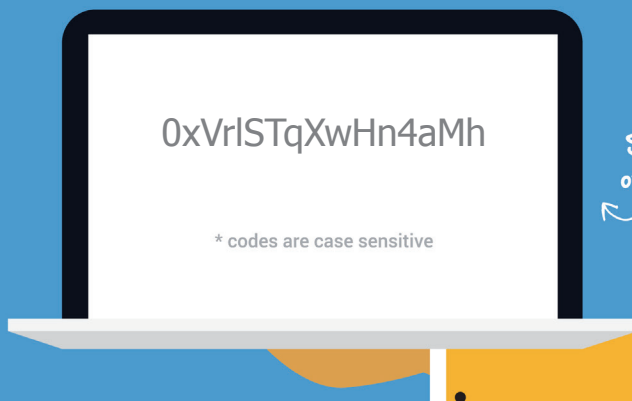


©2017 ExamSoft Worldwide, Inc.



EXAM TAKER ACTIVATION CARD

To activate, scratch off the code below, and enter it at:
<http://www.examssoft.com/seminolenursing>



How to activate your card for use (in 4 easy steps!)

1

Check your system requirements. Login to your school's ExamSoft URL (above).

2

Download/register SofTest. Activate your license by entering the code above.

3

On exam day, make sure your laptop is fully charged (bring your power cable).

4

After the exam, connect to the Internet, launch SofTest; and your exam(s) will upload.

EXAM TAKER ACTIVATION CARD SYSTEM REQUIREMENTS

System requirements are subject to change. For the most current requirements, please visit examsoft.com/msr or by accessing the QR code below.



TECHNICAL SUPPORT

support@examsoft.com or call 866-429-8889

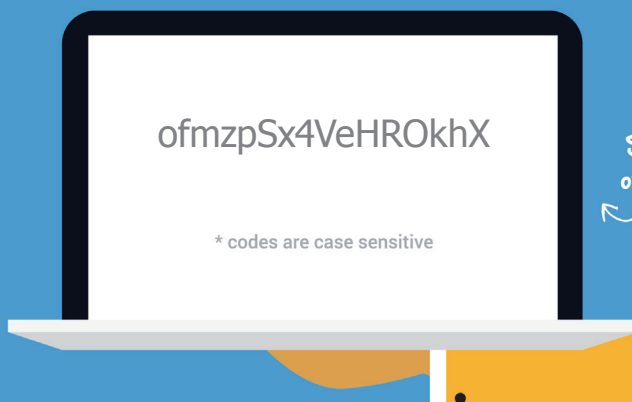


©2017 ExamSoft Worldwide, Inc.



EXAM TAKER ACTIVATION CARD

To activate, scratch off the code below, and enter it at:
<http://www.examssoft.com/seminolenursing>



How to activate your card for use (in 4 easy steps!)

1

Check your system requirements. Login to your school's ExamSoft URL (above).

2

Download/register SofTest. Activate your license by entering the code above.

3

On exam day, make sure your laptop is fully charged (bring your power cable).

4

After the exam, connect to the Internet, launch SofTest; and your exam(s) will upload.

EXAM TAKER ACTIVATION CARD SYSTEM REQUIREMENTS

System requirements are subject to change. For the most current requirements, please visit examsoft.com/msr or by accessing the QR code below.



TECHNICAL SUPPORT

support@examsoft.com or call 866-429-8889

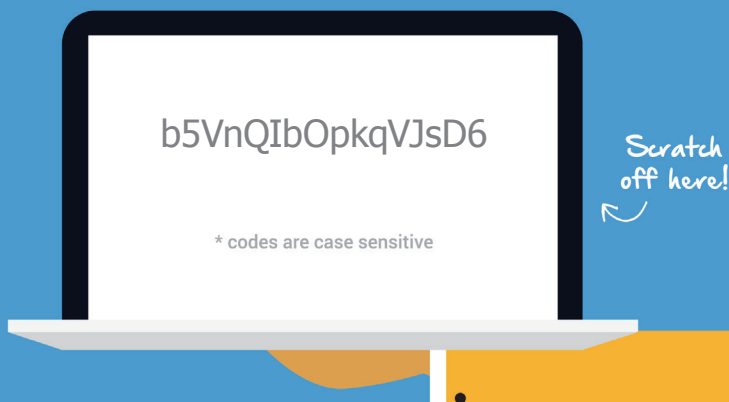


©2017 ExamSoft Worldwide, Inc.



EXAM TAKER ACTIVATION CARD

To activate, scratch off the code below, and enter it at:
<http://www.examssoft.com/seminolenursing>



How to activate your card for use (in 4 easy steps!)

1

Check your system requirements. Login to your school's ExamSoft URL (above).

2

Download/register SofTest. Activate your license by entering the code above.

3

On exam day, make sure your laptop is fully charged (bring your power cable).

4

After the exam, connect to the Internet, launch SofTest; and your exam(s) will upload.

EXAM TAKER ACTIVATION CARD SYSTEM REQUIREMENTS

System requirements are subject to change. For the most current requirements, please visit examsoft.com/msr or by accessing the QR code below.



TECHNICAL SUPPORT

support@examsoft.com or call 866-429-8889

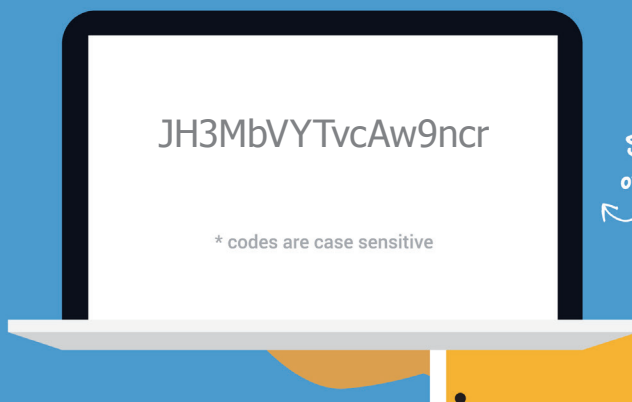


©2017 ExamSoft Worldwide, Inc.



EXAM TAKER ACTIVATION CARD

To activate, scratch off the code below, and enter it at:
<http://www.examssoft.com/seminolenursing>



How to activate your card for use (in 4 easy steps!)

1

Check your system requirements. Login to your school's ExamSoft URL (above).

2

Download/register SofTest. Activate your license by entering the code above.

3

On exam day, make sure your laptop is fully charged (bring your power cable).

4

After the exam, connect to the Internet, launch SofTest; and your exam(s) will upload.

EXAM TAKER ACTIVATION CARD SYSTEM REQUIREMENTS

System requirements are subject to change. For the most current requirements, please visit examsoft.com/msr or by accessing the QR code below.



TECHNICAL SUPPORT

support@examsoft.com or call 866-429-8889

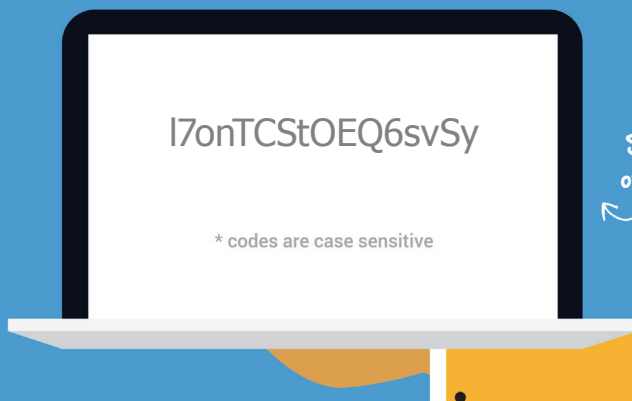


©2017 ExamSoft Worldwide, Inc.



EXAM TAKER ACTIVATION CARD

To activate, scratch off the code below, and enter it at:
<http://www.examssoft.com/seminolenursing>



How to activate your card for use (in 4 easy steps!)

1

Check your system requirements. Login to your school's ExamSoft URL (above).

2

Download/register SofTest. Activate your license by entering the code above.

3

On exam day, make sure your laptop is fully charged (bring your power cable).

4

After the exam, connect to the Internet, launch SofTest; and your exam(s) will upload.

EXAM TAKER ACTIVATION CARD SYSTEM REQUIREMENTS

System requirements are subject to change. For the most current requirements, please visit examsoft.com/msr or by accessing the QR code below.



TECHNICAL SUPPORT

support@examsoft.com or call 866-429-8889

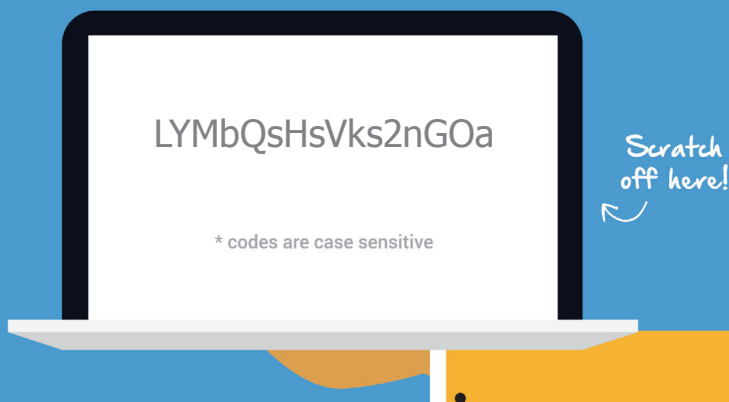


©2017 ExamSoft Worldwide, Inc.



EXAM TAKER ACTIVATION CARD

To activate, scratch off the code below, and enter it at:
<http://www.examssoft.com/seminolenursing>



How to activate your card for use (in 4 easy steps!)

1

Check your system requirements. Login to your school's ExamSoft URL (above).

2

Download/register SofTest. Activate your license by entering the code above.

3

On exam day, make sure your laptop is fully charged (bring your power cable).

4

After the exam, connect to the Internet, launch SofTest; and your exam(s) will upload.

EXAM TAKER ACTIVATION CARD SYSTEM REQUIREMENTS

System requirements are subject to change. For the most current requirements, please visit examsoft.com/msr or by accessing the QR code below.



TECHNICAL SUPPORT

support@examsoft.com or call 866-429-8889

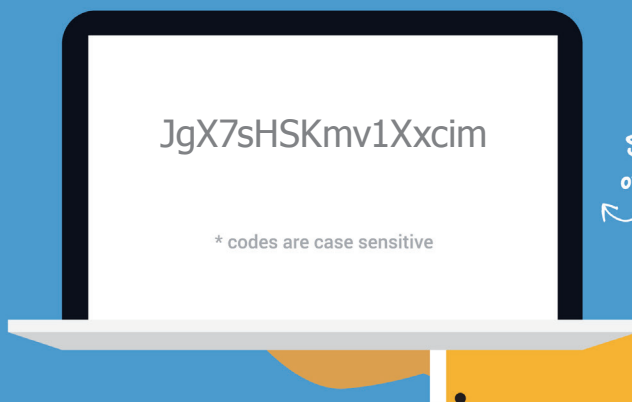


©2017 ExamSoft Worldwide, Inc.



EXAM TAKER ACTIVATION CARD

To activate, scratch off the code below, and enter it at:
<http://www.examssoft.com/seminolenursing>



How to activate your card for use (in 4 easy steps!)

1

Check your system requirements. Login to your school's ExamSoft URL (above).

2

Download/register SofTest. Activate your license by entering the code above.

3

On exam day, make sure your laptop is fully charged (bring your power cable).

4

After the exam, connect to the Internet, launch SofTest; and your exam(s) will upload.

EXAM TAKER ACTIVATION CARD SYSTEM REQUIREMENTS

System requirements are subject to change. For the most current requirements, please visit examsoft.com/msr or by accessing the QR code below.



TECHNICAL SUPPORT

support@examsoft.com or call 866-429-8889

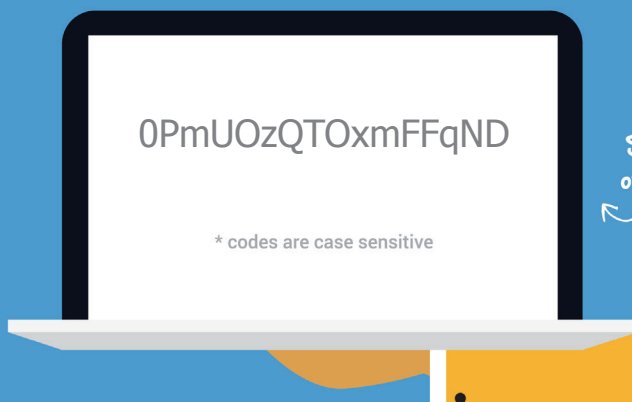


©2017 ExamSoft Worldwide, Inc.



EXAM TAKER ACTIVATION CARD

To activate, scratch off the code below, and enter it at:
<http://www.examssoft.com/seminolenursing>



How to activate your card for use (in 4 easy steps!)

1

Check your system requirements. Login to your school's ExamSoft URL (above).

2

Download/register SofTest. Activate your license by entering the code above.

3

On exam day, make sure your laptop is fully charged (bring your power cable).

4

After the exam, connect to the Internet, launch SofTest; and your exam(s) will upload.

EXAM TAKER ACTIVATION CARD SYSTEM REQUIREMENTS

System requirements are subject to change. For the most current requirements, please visit examsoft.com/msr or by accessing the QR code below.



TECHNICAL SUPPORT

support@examsoft.com or call 866-429-8889

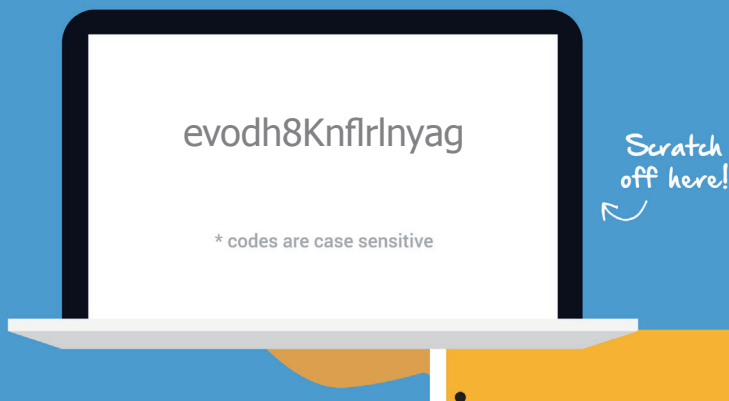


©2017 ExamSoft Worldwide, Inc.



EXAM TAKER ACTIVATION CARD

To activate, scratch off the code below, and enter it at:
<http://www.examssoft.com/seminolenursing>



How to activate your card for use (in 4 easy steps!)

1

Check your system requirements. Login to your school's ExamSoft URL (above).

2

Download/register SofTest. Activate your license by entering the code above.

3

On exam day, make sure your laptop is fully charged (bring your power cable).

4

After the exam, connect to the Internet, launch SofTest; and your exam(s) will upload.

EXAM TAKER ACTIVATION CARD SYSTEM REQUIREMENTS

System requirements are subject to change. For the most current requirements, please visit examsoft.com/msr or by accessing the QR code below.



TECHNICAL SUPPORT

support@examsoft.com or call 866-429-8889

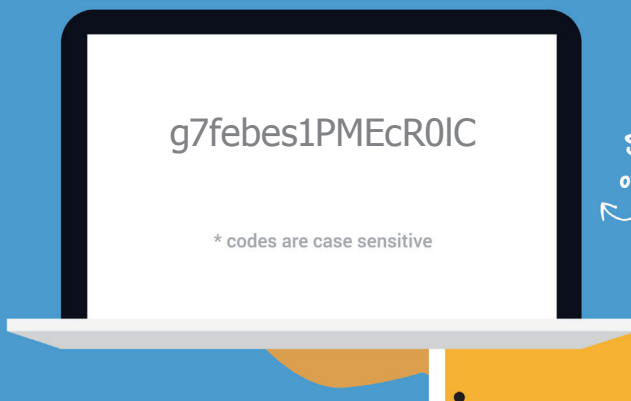


©2017 ExamSoft Worldwide, Inc.



EXAM TAKER ACTIVATION CARD

To activate, scratch off the code below, and enter it at:
<http://www.examssoft.com/seminolenursing>



How to activate your card for use (in 4 easy steps!)

1

Check your system requirements. Login to your school's ExamSoft URL (above).

2

Download/register SofTest. Activate your license by entering the code above.

3

On exam day, make sure your laptop is fully charged (bring your power cable).

4

After the exam, connect to the Internet, launch SofTest; and your exam(s) will upload.

EXAM TAKER ACTIVATION CARD SYSTEM REQUIREMENTS

System requirements are subject to change. For the most current requirements, please visit examsoft.com/msr or by accessing the QR code below.



TECHNICAL SUPPORT

support@examsoft.com or call 866-429-8889

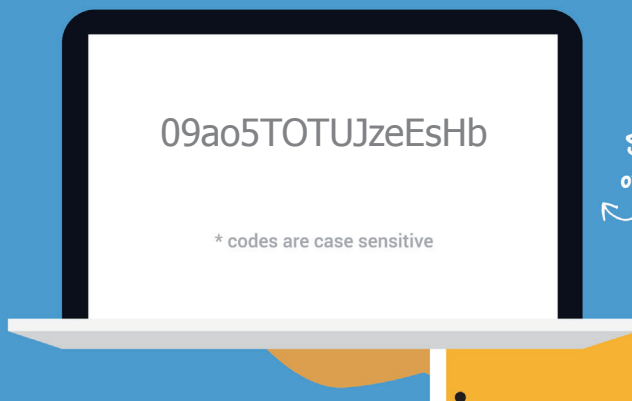


©2017 ExamSoft Worldwide, Inc.



EXAM TAKER ACTIVATION CARD

To activate, scratch off the code below, and enter it at:
<http://www.examssoft.com/seminolenursing>



How to activate your card for use (in 4 easy steps!)

1

Check your system requirements. Login to your school's ExamSoft URL (above).

2

Download/register SofTest. Activate your license by entering the code above.

3

On exam day, make sure your laptop is fully charged (bring your power cable).

4

After the exam, connect to the Internet, launch SofTest; and your exam(s) will upload.

EXAM TAKER ACTIVATION CARD SYSTEM REQUIREMENTS

System requirements are subject to change. For the most current requirements, please visit examsoft.com/msr or by accessing the QR code below.



TECHNICAL SUPPORT

support@examsoft.com or call 866-429-8889

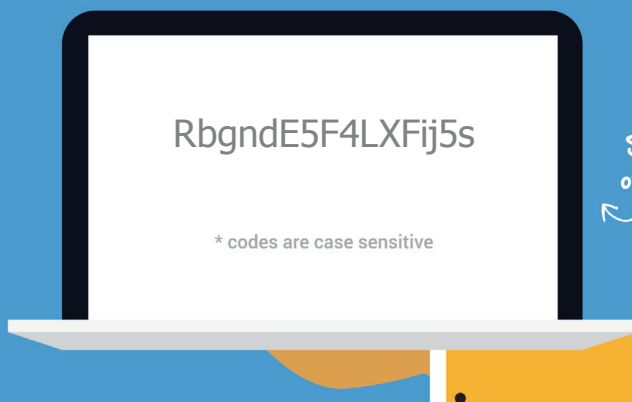


©2017 ExamSoft Worldwide, Inc.



EXAM TAKER ACTIVATION CARD

To activate, scratch off the code below, and enter it at:
<http://www.examssoft.com/seminolenursing>



How to activate your card for use (in 4 easy steps!)

1

Check your system requirements. Login to your school's ExamSoft URL (above).

2

Download/register SofTest. Activate your license by entering the code above.

3

On exam day, make sure your laptop is fully charged (bring your power cable).

4

After the exam, connect to the Internet, launch SofTest; and your exam(s) will upload.

EXAM TAKER ACTIVATION CARD SYSTEM REQUIREMENTS

System requirements are subject to change. For the most current requirements, please visit examsoft.com/msr or by accessing the QR code below.



TECHNICAL SUPPORT

support@examsoft.com or call 866-429-8889

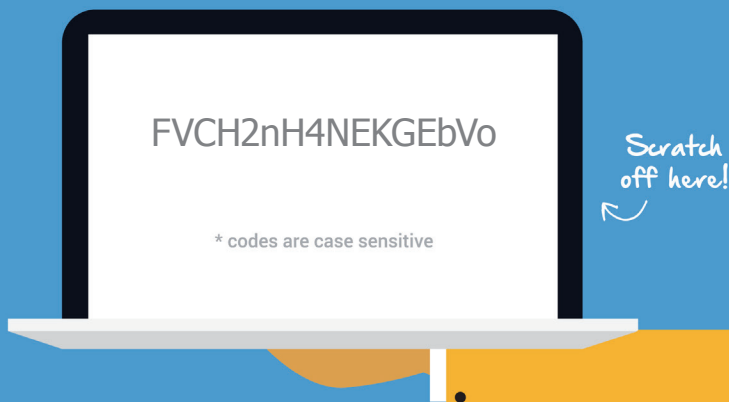


©2017 ExamSoft Worldwide, Inc.



EXAM TAKER ACTIVATION CARD

To activate, scratch off the code below, and enter it at:
<http://www.examssoft.com/seminolenursing>



How to activate your card for use (in 4 easy steps!)

1

Check your system requirements. Login to your school's ExamSoft URL (above).

2

Download/register SofTest. Activate your license by entering the code above.

3

On exam day, make sure your laptop is fully charged (bring your power cable).

4

After the exam, connect to the Internet, launch SofTest; and your exam(s) will upload.

EXAM TAKER ACTIVATION CARD SYSTEM REQUIREMENTS

System requirements are subject to change. For the most current requirements, please visit examsoft.com/msr or by accessing the QR code below.



TECHNICAL SUPPORT

support@examsoft.com or call 866-429-8889

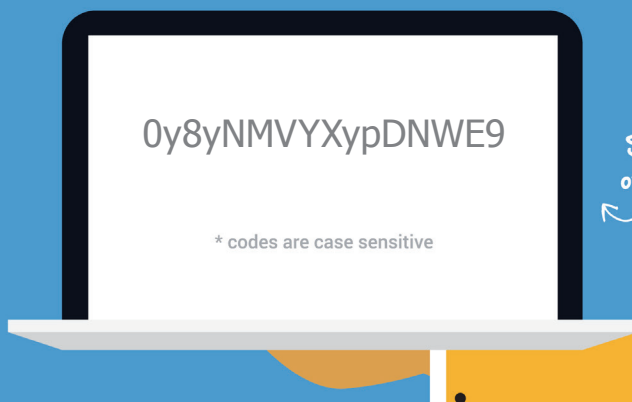


©2017 ExamSoft Worldwide, Inc.



EXAM TAKER ACTIVATION CARD

To activate, scratch off the code below, and enter it at:
<http://www.examssoft.com/seminolenursing>



How to activate your card for use (in 4 easy steps!)

1

Check your system requirements. Login to your school's ExamSoft URL (above).

2

Download/register SofTest. Activate your license by entering the code above.

3

On exam day, make sure your laptop is fully charged (bring your power cable).

4

After the exam, connect to the Internet, launch SofTest; and your exam(s) will upload.

EXAM TAKER ACTIVATION CARD SYSTEM REQUIREMENTS

System requirements are subject to change. For the most current requirements, please visit examsoft.com/msr or by accessing the QR code below.



TECHNICAL SUPPORT

support@examsoft.com or call 866-429-8889

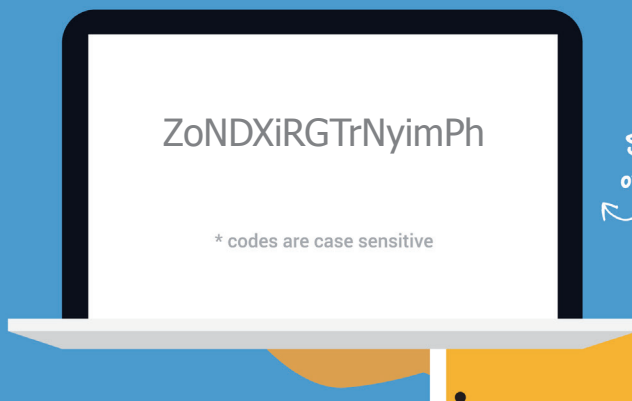


©2017 ExamSoft Worldwide, Inc.



EXAM TAKER ACTIVATION CARD

To activate, scratch off the code below, and enter it at:
<http://www.examssoft.com/seminolenursing>



How to activate your card for use (in 4 easy steps!)

1

Check your system requirements. Login to your school's ExamSoft URL (above).

2

Download/register SofTest. Activate your license by entering the code above.

3

On exam day, make sure your laptop is fully charged (bring your power cable).

4

After the exam, connect to the Internet, launch SofTest; and your exam(s) will upload.

EXAM TAKER ACTIVATION CARD SYSTEM REQUIREMENTS

System requirements are subject to change. For the most current requirements, please visit examsoft.com/msr or by accessing the QR code below.



TECHNICAL SUPPORT

support@examsoft.com or call 866-429-8889

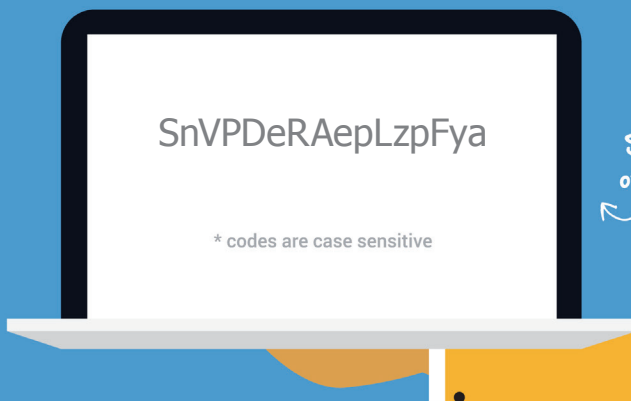


©2017 ExamSoft Worldwide, Inc.



EXAM TAKER ACTIVATION CARD

To activate, scratch off the code below, and enter it at:
<http://www.examssoft.com/seminolenursing>



How to activate your card for use (in 4 easy steps!)

1

Check your system requirements. Login to your school's ExamSoft URL (above).

2

Download/register SofTest. Activate your license by entering the code above.

3

On exam day, make sure your laptop is fully charged (bring your power cable).

4

After the exam, connect to the Internet, launch SofTest; and your exam(s) will upload.

EXAM TAKER ACTIVATION CARD SYSTEM REQUIREMENTS

System requirements are subject to change. For the most current requirements, please visit examsoft.com/msr or by accessing the QR code below.



TECHNICAL SUPPORT

support@examsoft.com or call 866-429-8889

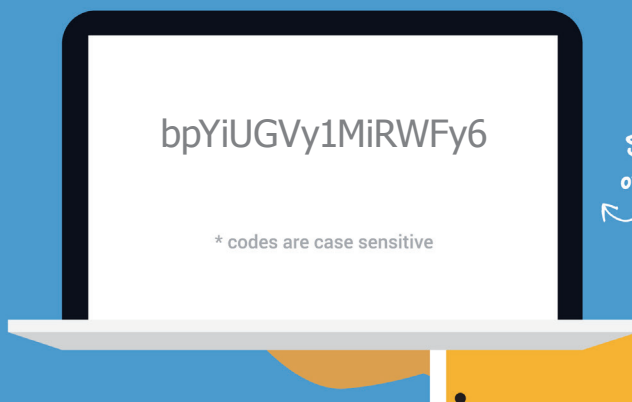


©2017 ExamSoft Worldwide, Inc.



EXAM TAKER ACTIVATION CARD

To activate, scratch off the code below, and enter it at:
<http://www.examssoft.com/seminolenursing>



How to activate your card for use (in 4 easy steps!)

1

Check your system requirements. Login to your school's ExamSoft URL (above).

2

Download/register SofTest. Activate your license by entering the code above.

3

On exam day, make sure your laptop is fully charged (bring your power cable).

4

After the exam, connect to the Internet, launch SofTest; and your exam(s) will upload.

EXAM TAKER ACTIVATION CARD SYSTEM REQUIREMENTS

System requirements are subject to change. For the most current requirements, please visit examsoft.com/msr or by accessing the QR code below.



TECHNICAL SUPPORT

support@examsoft.com or call 866-429-8889

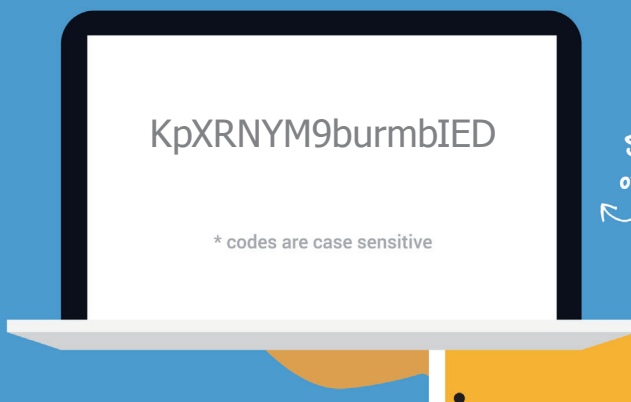


©2017 ExamSoft Worldwide, Inc.



EXAM TAKER ACTIVATION CARD

To activate, scratch off the code below, and enter it at:
<http://www.examssoft.com/seminolenursing>



How to activate your card for use (in 4 easy steps!)

1

Check your system requirements. Login to your school's ExamSoft URL (above).

2

Download/register SofTest. Activate your license by entering the code above.

3

On exam day, make sure your laptop is fully charged (bring your power cable).

4

After the exam, connect to the Internet, launch SofTest; and your exam(s) will upload.

EXAM TAKER ACTIVATION CARD SYSTEM REQUIREMENTS

System requirements are subject to change. For the most current requirements, please visit examsoft.com/msr or by accessing the QR code below.



TECHNICAL SUPPORT

support@examsoft.com or call 866-429-8889

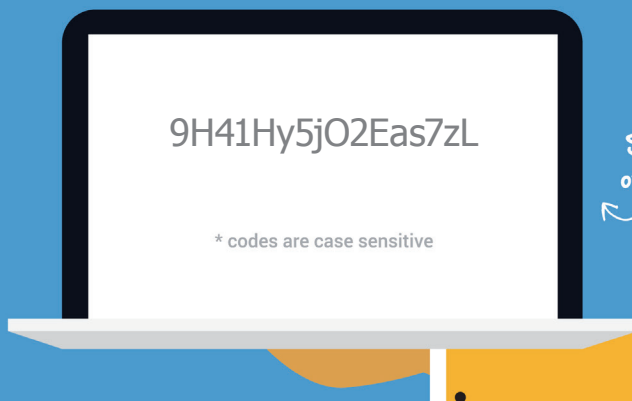


©2017 ExamSoft Worldwide, Inc.



EXAM TAKER ACTIVATION CARD

To activate, scratch off the code below, and enter it at:
<http://www.examssoft.com/seminolenursing>



How to activate your card for use (in 4 easy steps!)

1

Check your system requirements. Login to your school's ExamSoft URL (above).

2

Download/register SofTest. Activate your license by entering the code above.

3

On exam day, make sure your laptop is fully charged (bring your power cable).

4

After the exam, connect to the Internet, launch SofTest; and your exam(s) will upload.

EXAM TAKER ACTIVATION CARD SYSTEM REQUIREMENTS

System requirements are subject to change. For the most current requirements, please visit examsoft.com/msr or by accessing the QR code below.



TECHNICAL SUPPORT

support@examsoft.com or call 866-429-8889

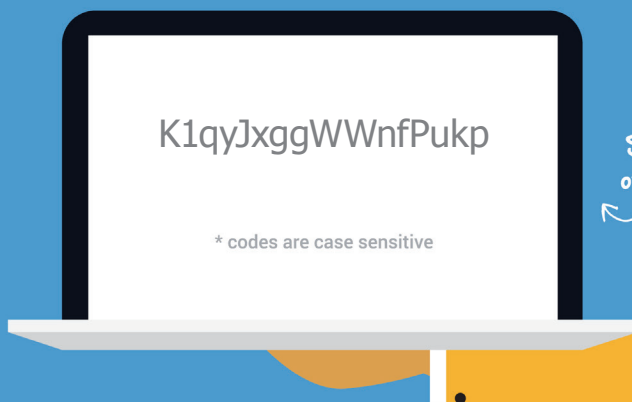


©2017 ExamSoft Worldwide, Inc.



EXAM TAKER ACTIVATION CARD

To activate, scratch off the code below, and enter it at:
<http://www.examssoft.com/seminolenursing>



How to activate your card for use (in 4 easy steps!)

1

Check your system requirements. Login to your school's ExamSoft URL (above).

2

Download/register SofTest. Activate your license by entering the code above.

3

On exam day, make sure your laptop is fully charged (bring your power cable).

4

After the exam, connect to the Internet, launch SofTest; and your exam(s) will upload.

EXAM TAKER ACTIVATION CARD SYSTEM REQUIREMENTS

System requirements are subject to change. For the most current requirements, please visit examsoft.com/msr or by accessing the QR code below.



TECHNICAL SUPPORT

support@examsoft.com or call 866-429-8889

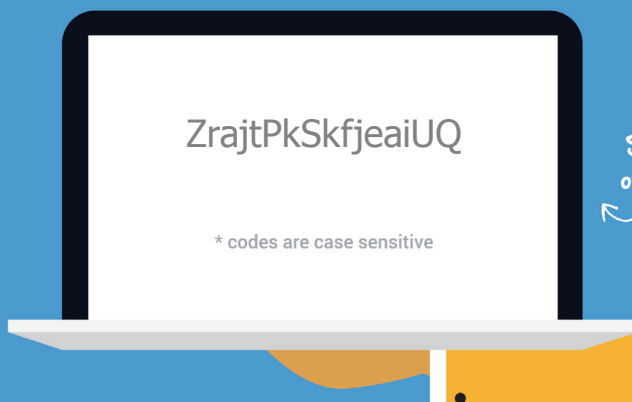


©2017 ExamSoft Worldwide, Inc.



EXAM TAKER ACTIVATION CARD

To activate, scratch off the code below, and enter it at:
<http://www.examssoft.com/seminolenursing>



How to activate your card for use (in 4 easy steps!)

1

Check your system requirements. Login to your school's ExamSoft URL (above).

2

Download/register SofTest. Activate your license by entering the code above.

3

On exam day, make sure your laptop is fully charged (bring your power cable).

4

After the exam, connect to the Internet, launch SofTest; and your exam(s) will upload.

EXAM TAKER ACTIVATION CARD SYSTEM REQUIREMENTS

System requirements are subject to change. For the most current requirements, please visit examsoft.com/msr or by accessing the QR code below.



TECHNICAL SUPPORT

support@examsoft.com or call 866-429-8889

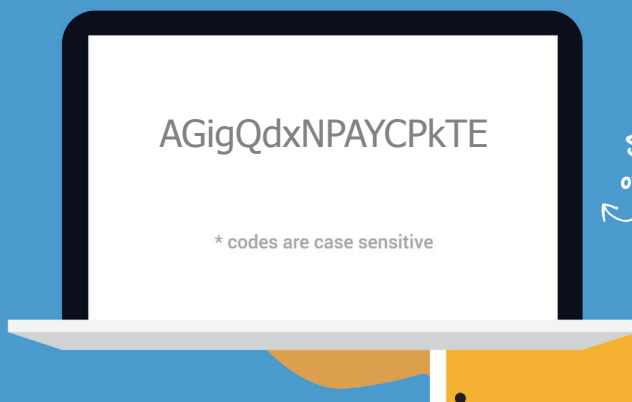


©2017 ExamSoft Worldwide, Inc.



EXAM TAKER ACTIVATION CARD

To activate, scratch off the code below, and enter it at:
<http://www.examssoft.com/seminolenursing>



How to activate your card for use (in 4 easy steps!)

1

Check your system requirements. Login to your school's ExamSoft URL (above).

2

Download/register SofTest. Activate your license by entering the code above.

3

On exam day, make sure your laptop is fully charged (bring your power cable).

4

After the exam, connect to the Internet, launch SofTest; and your exam(s) will upload.

EXAM TAKER ACTIVATION CARD SYSTEM REQUIREMENTS

System requirements are subject to change. For the most current requirements, please visit examsoft.com/msr or by accessing the QR code below.



TECHNICAL SUPPORT

support@examsoft.com or call 866-429-8889

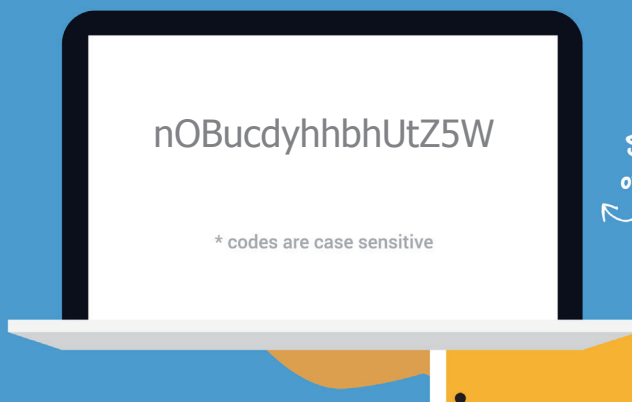


©2017 ExamSoft Worldwide, Inc.



EXAM TAKER ACTIVATION CARD

To activate, scratch off the code below, and enter it at:
<http://www.examssoft.com/seminolenursing>



How to activate your card for use (in 4 easy steps!)

1

Check your system requirements. Login to your school's ExamSoft URL (above).

2

Download/register SofTest. Activate your license by entering the code above.

3

On exam day, make sure your laptop is fully charged (bring your power cable).

4

After the exam, connect to the Internet, launch SofTest; and your exam(s) will upload.

EXAM TAKER ACTIVATION CARD SYSTEM REQUIREMENTS

System requirements are subject to change. For the most current requirements, please visit examsoft.com/msr or by accessing the QR code below.



TECHNICAL SUPPORT

support@examsoft.com or call 866-429-8889

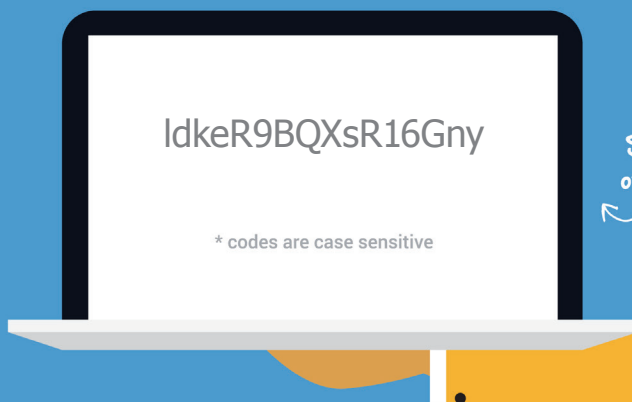


©2017 ExamSoft Worldwide, Inc.



EXAM TAKER ACTIVATION CARD

To activate, scratch off the code below, and enter it at:
<http://www.examssoft.com/seminolenursing>



How to activate your card for use (in 4 easy steps!)

1

Check your system requirements. Login to your school's ExamSoft URL (above).

2

Download/register SofTest. Activate your license by entering the code above.

3

On exam day, make sure your laptop is fully charged (bring your power cable).

4

After the exam, connect to the Internet, launch SofTest; and your exam(s) will upload.

EXAM TAKER ACTIVATION CARD SYSTEM REQUIREMENTS

System requirements are subject to change. For the most current requirements, please visit examsoft.com/msr or by accessing the QR code below.



TECHNICAL SUPPORT

support@examsoft.com or call 866-429-8889

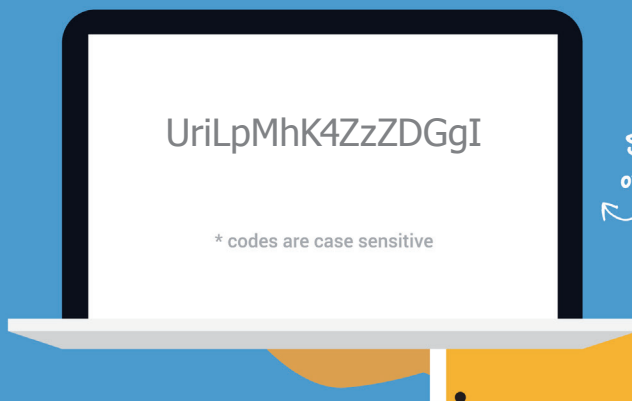


©2017 ExamSoft Worldwide, Inc.



EXAM TAKER ACTIVATION CARD

To activate, scratch off the code below, and enter it at:
<http://www.examssoft.com/seminolenursing>



How to activate your card for use (in 4 easy steps!)

1

Check your system requirements. Login to your school's ExamSoft URL (above).

2

Download/register SofTest. Activate your license by entering the code above.

3

On exam day, make sure your laptop is fully charged (bring your power cable).

4

After the exam, connect to the Internet, launch SofTest; and your exam(s) will upload.

EXAM TAKER ACTIVATION CARD SYSTEM REQUIREMENTS

System requirements are subject to change. For the most current requirements, please visit examsoft.com/msr or by accessing the QR code below.



TECHNICAL SUPPORT

support@examsoft.com or call 866-429-8889

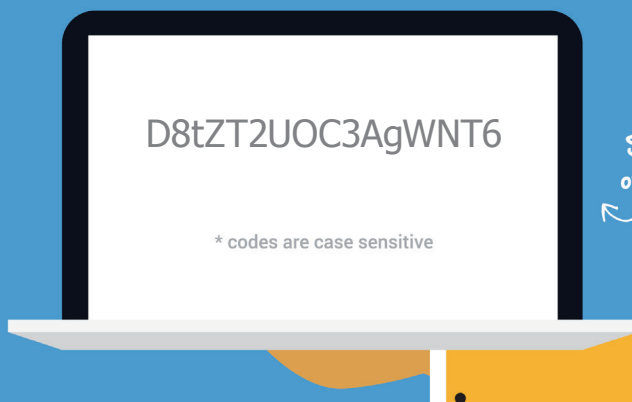


©2017 ExamSoft Worldwide, Inc.



EXAM TAKER ACTIVATION CARD

To activate, scratch off the code below, and enter it at:
<http://www.examssoft.com/seminolenursing>



How to activate your card for use (in 4 easy steps!)

1

Check your system requirements. Login to your school's ExamSoft URL (above).

2

Download/register SofTest. Activate your license by entering the code above.

3

On exam day, make sure your laptop is fully charged (bring your power cable).

4

After the exam, connect to the Internet, launch SofTest; and your exam(s) will upload.

EXAM TAKER ACTIVATION CARD SYSTEM REQUIREMENTS

System requirements are subject to change. For the most current requirements, please visit examsoft.com/msr or by accessing the QR code below.



TECHNICAL SUPPORT

support@examsoft.com or call 866-429-8889

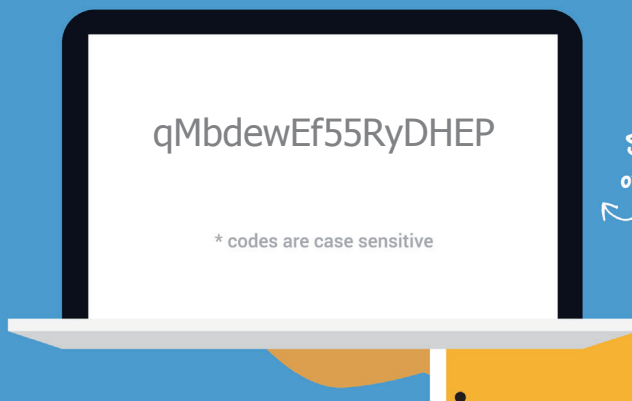


©2017 ExamSoft Worldwide, Inc.



EXAM TAKER ACTIVATION CARD

To activate, scratch off the code below, and enter it at:
<http://www.examssoft.com/seminolenursing>



How to activate your card for use (in 4 easy steps!)

1

Check your system requirements. Login to your school's ExamSoft URL (above).

2

Download/register SofTest. Activate your license by entering the code above.

3

On exam day, make sure your laptop is fully charged (bring your power cable).

4

After the exam, connect to the Internet, launch SofTest; and your exam(s) will upload.

EXAM TAKER ACTIVATION CARD SYSTEM REQUIREMENTS

System requirements are subject to change. For the most current requirements, please visit examsoft.com/msr or by accessing the QR code below.



TECHNICAL SUPPORT

support@examsoft.com or call 866-429-8889

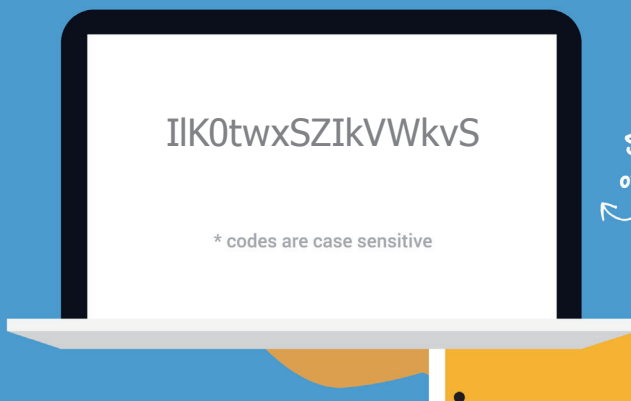


©2017 ExamSoft Worldwide, Inc.



EXAM TAKER ACTIVATION CARD

To activate, scratch off the code below, and enter it at:
<http://www.examssoft.com/seminolenursing>



How to activate your card for use (in 4 easy steps!)

1

Check your system requirements. Login to your school's ExamSoft URL (above).

2

Download/register SofTest. Activate your license by entering the code above.

3

On exam day, make sure your laptop is fully charged (bring your power cable).

4

After the exam, connect to the Internet, launch SofTest; and your exam(s) will upload.

EXAM TAKER ACTIVATION CARD SYSTEM REQUIREMENTS

System requirements are subject to change. For the most current requirements, please visit examsoft.com/msr or by accessing the QR code below.



TECHNICAL SUPPORT

support@examsoft.com or call 866-429-8889

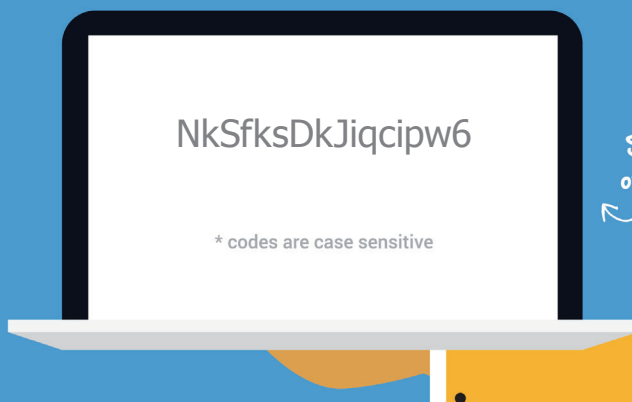


©2017 ExamSoft Worldwide, Inc.



EXAM TAKER ACTIVATION CARD

To activate, scratch off the code below, and enter it at:
<http://www.examssoft.com/seminolenursing>



How to activate your card for use (in 4 easy steps!)

1

Check your system requirements. Login to your school's ExamSoft URL (above).

2

Download/register SofTest. Activate your license by entering the code above.

3

On exam day, make sure your laptop is fully charged (bring your power cable).

4

After the exam, connect to the Internet, launch SofTest; and your exam(s) will upload.

EXAM TAKER ACTIVATION CARD SYSTEM REQUIREMENTS

System requirements are subject to change. For the most current requirements, please visit examsoft.com/msr or by accessing the QR code below.



TECHNICAL SUPPORT

support@examsoft.com or call 866-429-8889

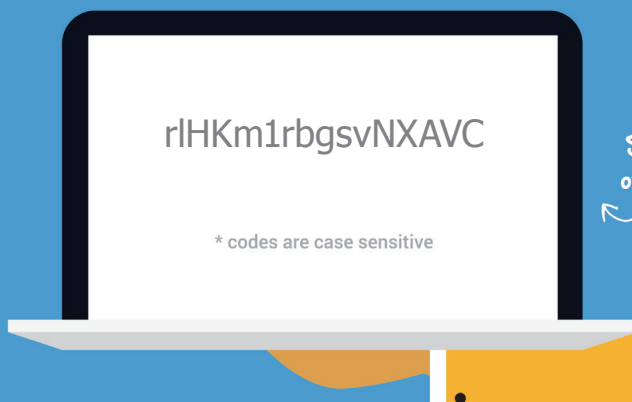


©2017 ExamSoft Worldwide, Inc.



EXAM TAKER ACTIVATION CARD

To activate, scratch off the code below, and enter it at:
<http://www.examssoft.com/seminolenursing>



How to activate your card for use (in 4 easy steps!)

1

Check your system requirements. Login to your school's ExamSoft URL (above).

2

Download/register SofTest. Activate your license by entering the code above.

3

On exam day, make sure your laptop is fully charged (bring your power cable).

4

After the exam, connect to the Internet, launch SofTest; and your exam(s) will upload.

EXAM TAKER ACTIVATION CARD SYSTEM REQUIREMENTS

System requirements are subject to change. For the most current requirements, please visit examsoft.com/msr or by accessing the QR code below.



TECHNICAL SUPPORT

support@examsoft.com or call 866-429-8889

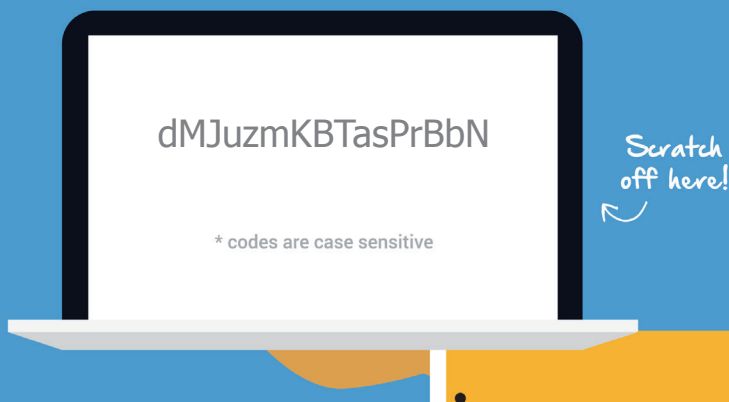


©2017 ExamSoft Worldwide, Inc.



EXAM TAKER ACTIVATION CARD

To activate, scratch off the code below, and enter it at:
<http://www.examssoft.com/seminolenursing>



How to activate your card for use (in 4 easy steps!)

1

Check your system requirements. Login to your school's ExamSoft URL (above).

2

Download/register SofTest. Activate your license by entering the code above.

3

On exam day, make sure your laptop is fully charged (bring your power cable).

4

After the exam, connect to the Internet, launch SofTest; and your exam(s) will upload.

EXAM TAKER ACTIVATION CARD SYSTEM REQUIREMENTS

System requirements are subject to change. For the most current requirements, please visit examsoft.com/msr or by accessing the QR code below.



TECHNICAL SUPPORT

support@examsoft.com or call 866-429-8889

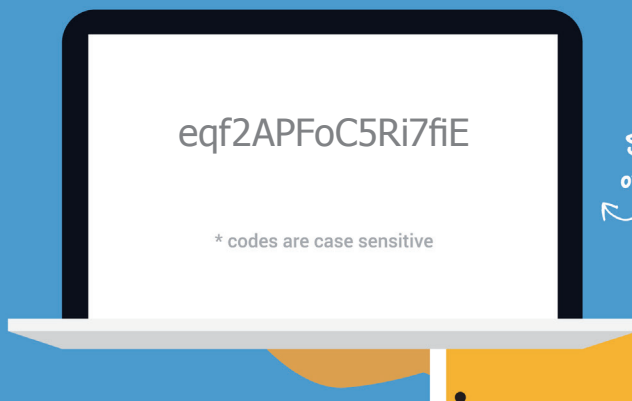


©2017 ExamSoft Worldwide, Inc.



EXAM TAKER ACTIVATION CARD

To activate, scratch off the code below, and enter it at:
<http://www.examssoft.com/seminolenursing>



How to activate your card for use (in 4 easy steps!)

1

Check your system requirements. Login to your school's ExamSoft URL (above).

2

Download/register SofTest. Activate your license by entering the code above.

3

On exam day, make sure your laptop is fully charged (bring your power cable).

4

After the exam, connect to the Internet, launch SofTest; and your exam(s) will upload.

EXAM TAKER ACTIVATION CARD SYSTEM REQUIREMENTS

System requirements are subject to change. For the most current requirements, please visit examsoft.com/msr or by accessing the QR code below.



TECHNICAL SUPPORT

support@examsoft.com or call 866-429-8889

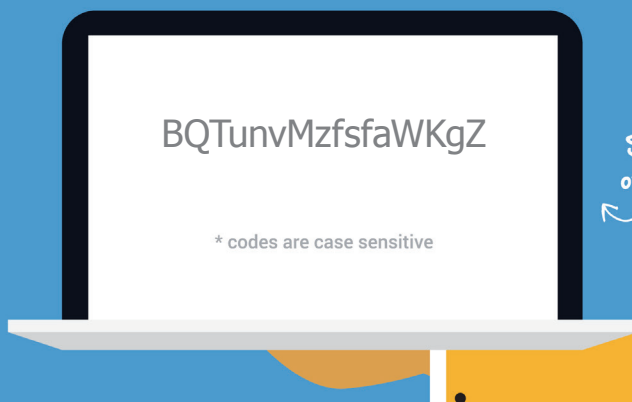


©2017 ExamSoft Worldwide, Inc.



EXAM TAKER ACTIVATION CARD

To activate, scratch off the code below, and enter it at:
<http://www.examssoft.com/seminolenursing>



How to activate your card for use (in 4 easy steps!)

1

Check your system requirements. Login to your school's ExamSoft URL (above).

2

Download/register SofTest. Activate your license by entering the code above.

3

On exam day, make sure your laptop is fully charged (bring your power cable).

4

After the exam, connect to the Internet, launch SofTest; and your exam(s) will upload.

EXAM TAKER ACTIVATION CARD SYSTEM REQUIREMENTS

System requirements are subject to change. For the most current requirements, please visit examsoft.com/msr or by accessing the QR code below.



TECHNICAL SUPPORT

support@examsoft.com or call 866-429-8889

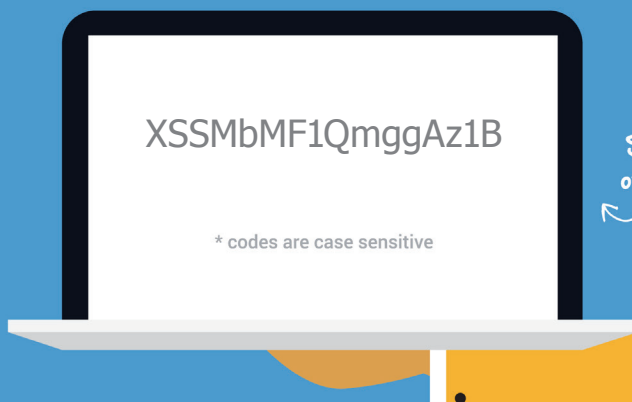


©2017 ExamSoft Worldwide, Inc.



EXAM TAKER ACTIVATION CARD

To activate, scratch off the code below, and enter it at:
<http://www.examssoft.com/seminolenursing>



How to activate your card for use (in 4 easy steps!)

1

Check your system requirements. Login to your school's ExamSoft URL (above).

2

Download/register SofTest. Activate your license by entering the code above.

3

On exam day, make sure your laptop is fully charged (bring your power cable).

4

After the exam, connect to the Internet, launch SofTest; and your exam(s) will upload.

EXAM TAKER ACTIVATION CARD SYSTEM REQUIREMENTS

System requirements are subject to change. For the most current requirements, please visit examsoft.com/msr or by accessing the QR code below.



TECHNICAL SUPPORT

support@examsoft.com or call 866-429-8889

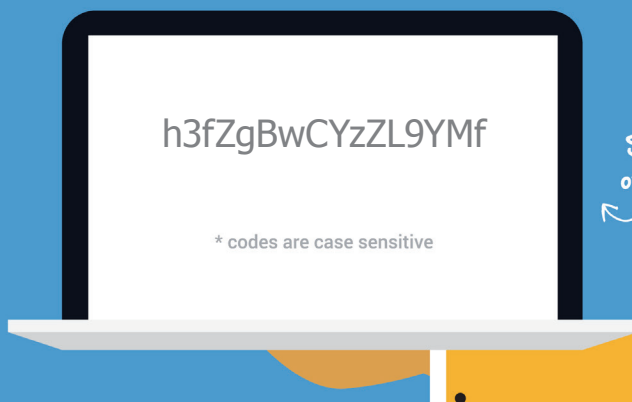


©2017 ExamSoft Worldwide, Inc.



EXAM TAKER ACTIVATION CARD

To activate, scratch off the code below, and enter it at:
<http://www.examssoft.com/seminolenursing>



How to activate your card for use (in 4 easy steps!)

1

Check your system requirements. Login to your school's ExamSoft URL (above).

2

Download/register SofTest. Activate your license by entering the code above.

3

On exam day, make sure your laptop is fully charged (bring your power cable).

4

After the exam, connect to the Internet, launch SofTest; and your exam(s) will upload.

EXAM TAKER ACTIVATION CARD SYSTEM REQUIREMENTS

System requirements are subject to change. For the most current requirements, please visit examsoft.com/msr or by accessing the QR code below.



TECHNICAL SUPPORT

support@examsoft.com or call 866-429-8889

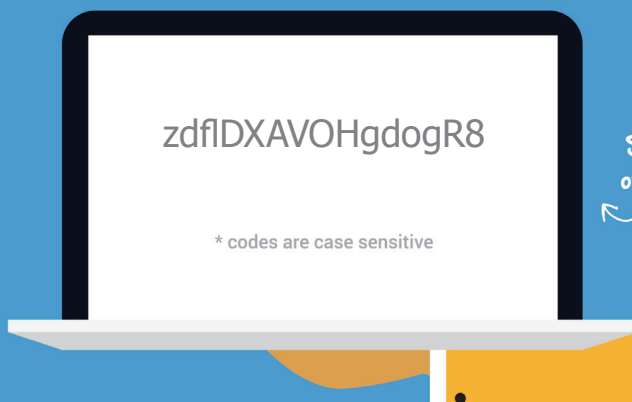


©2017 ExamSoft Worldwide, Inc.



EXAM TAKER ACTIVATION CARD

To activate, scratch off the code below, and enter it at:
<http://www.examssoft.com/seminolenursing>



How to activate your card for use (in 4 easy steps!)

1

Check your system requirements. Login to your school's ExamSoft URL (above).

2

Download/register SofTest. Activate your license by entering the code above.

3

On exam day, make sure your laptop is fully charged (bring your power cable).

4

After the exam, connect to the Internet, launch SofTest; and your exam(s) will upload.

EXAM TAKER ACTIVATION CARD SYSTEM REQUIREMENTS

System requirements are subject to change. For the most current requirements, please visit examsoft.com/msr or by accessing the QR code below.



TECHNICAL SUPPORT

support@examsoft.com or call 866-429-8889

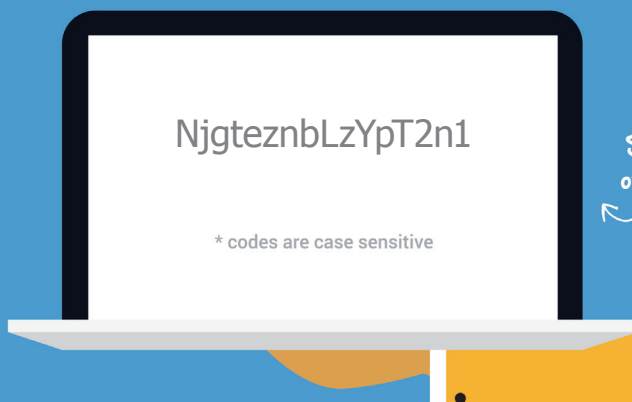


©2017 ExamSoft Worldwide, Inc.



EXAM TAKER ACTIVATION CARD

To activate, scratch off the code below, and enter it at:
<http://www.examssoft.com/seminolenursing>



How to activate your card for use (in 4 easy steps!)

1

Check your system requirements. Login to your school's ExamSoft URL (above).

2

Download/register SofTest. Activate your license by entering the code above.

3

On exam day, make sure your laptop is fully charged (bring your power cable).

4

After the exam, connect to the Internet, launch SofTest; and your exam(s) will upload.

EXAM TAKER ACTIVATION CARD SYSTEM REQUIREMENTS

System requirements are subject to change. For the most current requirements, please visit examsoft.com/msr or by accessing the QR code below.



TECHNICAL SUPPORT

support@examsoft.com or call 866-429-8889

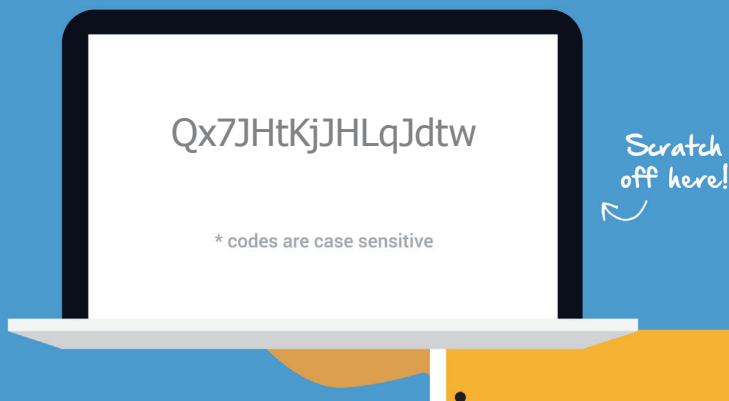


©2017 ExamSoft Worldwide, Inc.



EXAM TAKER ACTIVATION CARD

To activate, scratch off the code below, and enter it at:
<http://www.examssoft.com/seminolenursing>



How to activate your card for use (in 4 easy steps!)

1

Check your system requirements. Login to your school's ExamSoft URL (above).

2

Download/register SofTest. Activate your license by entering the code above.

3

On exam day, make sure your laptop is fully charged (bring your power cable).

4

After the exam, connect to the Internet, launch SofTest; and your exam(s) will upload.

EXAM TAKER ACTIVATION CARD SYSTEM REQUIREMENTS

System requirements are subject to change. For the most current requirements, please visit examsoft.com/msr or by accessing the QR code below.



TECHNICAL SUPPORT

support@examsoft.com or call 866-429-8889

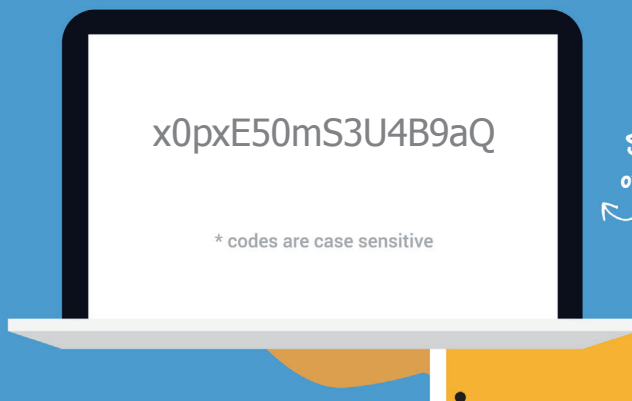


©2017 ExamSoft Worldwide, Inc.



EXAM TAKER ACTIVATION CARD

To activate, scratch off the code below, and enter it at:
<http://www.examssoft.com/seminolenursing>



How to activate your card for use (in 4 easy steps!)

1

Check your system requirements. Login to your school's ExamSoft URL (above).

2

Download/register SofTest. Activate your license by entering the code above.

3

On exam day, make sure your laptop is fully charged (bring your power cable).

4

After the exam, connect to the Internet, launch SofTest; and your exam(s) will upload.

EXAM TAKER ACTIVATION CARD SYSTEM REQUIREMENTS

System requirements are subject to change. For the most current requirements, please visit examsoft.com/msr or by accessing the QR code below.



TECHNICAL SUPPORT

support@examsoft.com or call 866-429-8889

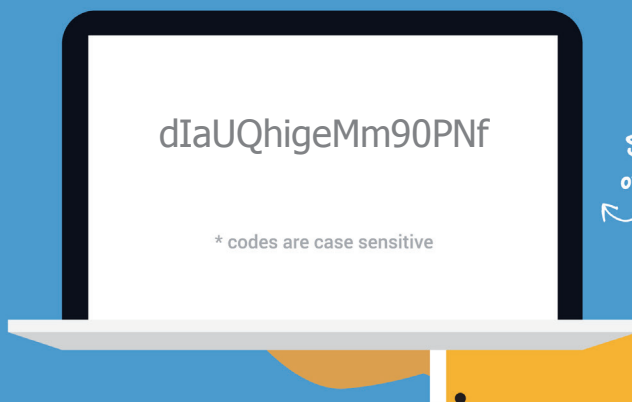


©2017 ExamSoft Worldwide, Inc.



EXAM TAKER ACTIVATION CARD

To activate, scratch off the code below, and enter it at:
<http://www.examssoft.com/seminolenursing>



How to activate your card for use (in 4 easy steps!)

1

Check your system requirements. Login to your school's ExamSoft URL (above).

2

Download/register SofTest. Activate your license by entering the code above.

3

On exam day, make sure your laptop is fully charged (bring your power cable).

4

After the exam, connect to the Internet, launch SofTest; and your exam(s) will upload.

EXAM TAKER ACTIVATION CARD SYSTEM REQUIREMENTS

System requirements are subject to change. For the most current requirements, please visit examsoft.com/msr or by accessing the QR code below.



TECHNICAL SUPPORT

support@examsoft.com or call 866-429-8889

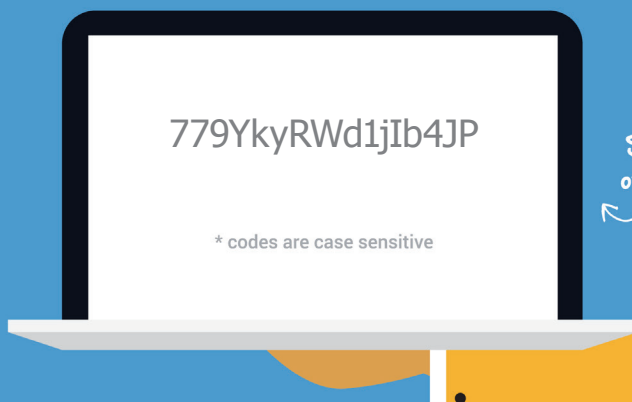


©2017 ExamSoft Worldwide, Inc.



EXAM TAKER ACTIVATION CARD

To activate, scratch off the code below, and enter it at:
<http://www.examssoft.com/seminolenursing>



How to activate your card for use (in 4 easy steps!)

1

Check your system requirements. Login to your school's ExamSoft URL (above).

2

Download/register SofTest. Activate your license by entering the code above.

3

On exam day, make sure your laptop is fully charged (bring your power cable).

4

After the exam, connect to the Internet, launch SofTest; and your exam(s) will upload.

EXAM TAKER ACTIVATION CARD SYSTEM REQUIREMENTS

System requirements are subject to change. For the most current requirements, please visit examsoft.com/msr or by accessing the QR code below.



TECHNICAL SUPPORT

support@examsoft.com or call 866-429-8889

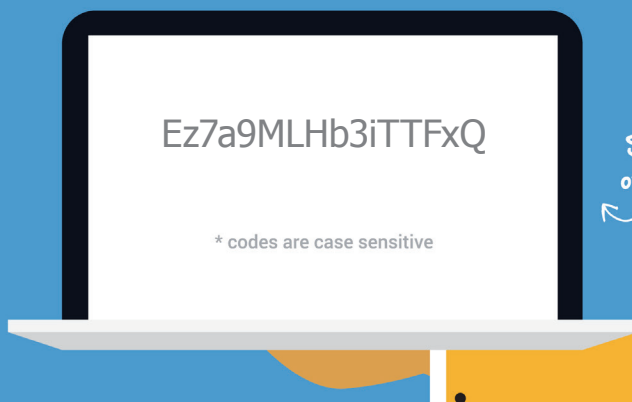


©2017 ExamSoft Worldwide, Inc.



EXAM TAKER ACTIVATION CARD

To activate, scratch off the code below, and enter it at:
<http://www.examssoft.com/seminolenursing>



How to activate your card for use (in 4 easy steps!)

1

Check your system requirements. Login to your school's ExamSoft URL (above).

2

Download/register SofTest. Activate your license by entering the code above.

3

On exam day, make sure your laptop is fully charged (bring your power cable).

4

After the exam, connect to the Internet, launch SofTest; and your exam(s) will upload.

EXAM TAKER ACTIVATION CARD SYSTEM REQUIREMENTS

System requirements are subject to change. For the most current requirements, please visit examsoft.com/msr or by accessing the QR code below.



TECHNICAL SUPPORT

support@examsoft.com or call 866-429-8889

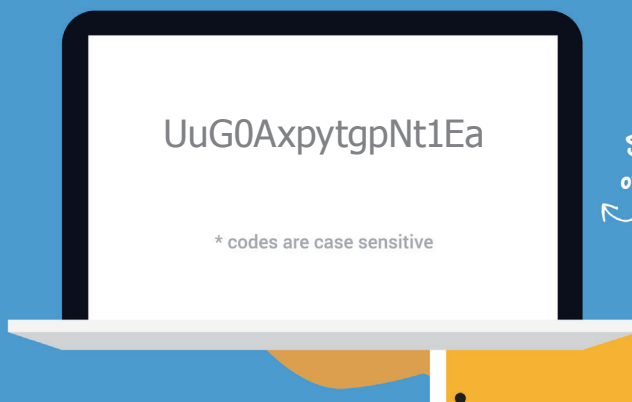


©2017 ExamSoft Worldwide, Inc.



EXAM TAKER ACTIVATION CARD

To activate, scratch off the code below, and enter it at:
<http://www.examssoft.com/seminolenursing>



How to activate your card for use (in 4 easy steps!)

1

Check your system requirements. Login to your school's ExamSoft URL (above).

2

Download/register SofTest. Activate your license by entering the code above.

3

On exam day, make sure your laptop is fully charged (bring your power cable).

4

After the exam, connect to the Internet, launch SofTest; and your exam(s) will upload.

EXAM TAKER ACTIVATION CARD SYSTEM REQUIREMENTS

System requirements are subject to change. For the most current requirements, please visit examsoft.com/msr or by accessing the QR code below.



TECHNICAL SUPPORT

support@examsoft.com or call 866-429-8889

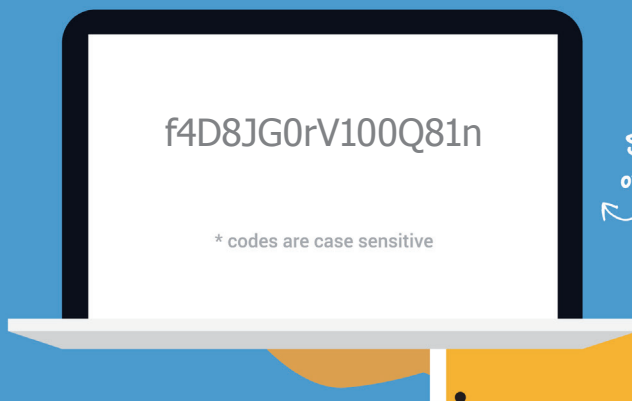


©2017 ExamSoft Worldwide, Inc.



EXAM TAKER ACTIVATION CARD

To activate, scratch off the code below, and enter it at:
<http://www.examssoft.com/seminolenursing>



How to activate your card for use (in 4 easy steps!)

1

Check your system requirements. Login to your school's ExamSoft URL (above).

2

Download/register SofTest. Activate your license by entering the code above.

3

On exam day, make sure your laptop is fully charged (bring your power cable).

4

After the exam, connect to the Internet, launch SofTest; and your exam(s) will upload.

EXAM TAKER ACTIVATION CARD SYSTEM REQUIREMENTS

System requirements are subject to change. For the most current requirements, please visit examsoft.com/msr or by accessing the QR code below.



TECHNICAL SUPPORT

support@examsoft.com or call 866-429-8889

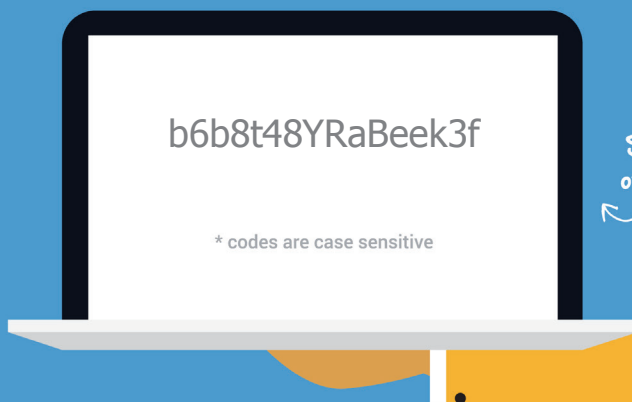


©2017 ExamSoft Worldwide, Inc.



EXAM TAKER ACTIVATION CARD

To activate, scratch off the code below, and enter it at:
<http://www.examssoft.com/seminolenursing>



How to activate your card for use (in 4 easy steps!)

1

Check your system requirements. Login to your school's ExamSoft URL (above).

2

Download/register SofTest. Activate your license by entering the code above.

3

On exam day, make sure your laptop is fully charged (bring your power cable).

4

After the exam, connect to the Internet, launch SofTest; and your exam(s) will upload.

EXAM TAKER ACTIVATION CARD SYSTEM REQUIREMENTS

System requirements are subject to change. For the most current requirements, please visit examsoft.com/msr or by accessing the QR code below.



TECHNICAL SUPPORT

support@examsoft.com or call 866-429-8889

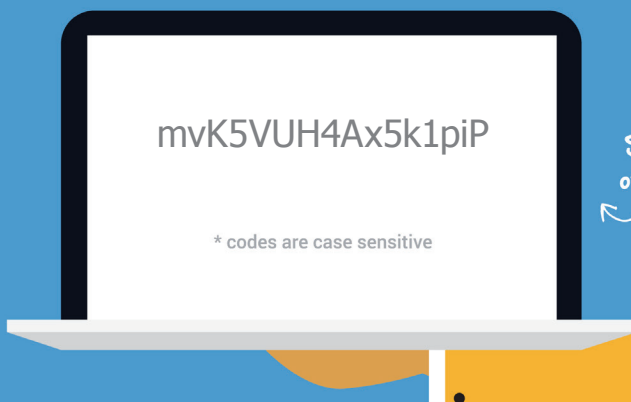


©2017 ExamSoft Worldwide, Inc.



EXAM TAKER ACTIVATION CARD

To activate, scratch off the code below, and enter it at:
<http://www.examssoft.com/seminolenursing>



How to activate your card for use (in 4 easy steps!)

1

Check your system requirements. Login to your school's ExamSoft URL (above).

2

Download/register SofTest. Activate your license by entering the code above.

3

On exam day, make sure your laptop is fully charged (bring your power cable).

4

After the exam, connect to the Internet, launch SofTest; and your exam(s) will upload.

EXAM TAKER ACTIVATION CARD SYSTEM REQUIREMENTS

System requirements are subject to change. For the most current requirements, please visit examsoft.com/msr or by accessing the QR code below.



TECHNICAL SUPPORT

support@examsoft.com or call 866-429-8889

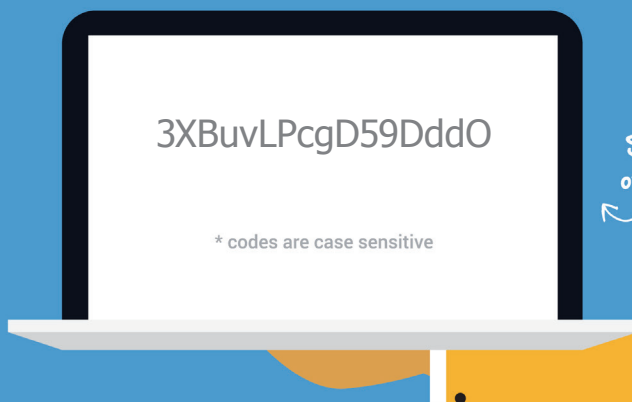


©2017 ExamSoft Worldwide, Inc.



EXAM TAKER ACTIVATION CARD

To activate, scratch off the code below, and enter it at:
<http://www.examssoft.com/seminolenursing>



How to activate your card for use (in 4 easy steps!)

1

Check your system requirements. Login to your school's ExamSoft URL (above).

2

Download/register SofTest. Activate your license by entering the code above.

3

On exam day, make sure your laptop is fully charged (bring your power cable).

4

After the exam, connect to the Internet, launch SofTest; and your exam(s) will upload.

EXAM TAKER ACTIVATION CARD SYSTEM REQUIREMENTS

System requirements are subject to change. For the most current requirements, please visit examsoft.com/msr or by accessing the QR code below.



TECHNICAL SUPPORT

support@examsoft.com or call 866-429-8889

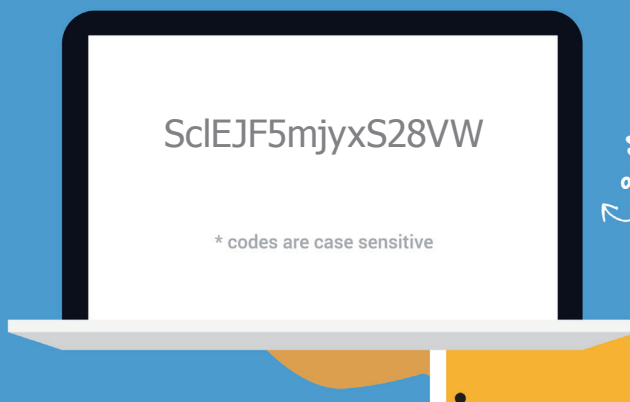


©2017 ExamSoft Worldwide, Inc.



EXAM TAKER ACTIVATION CARD

To activate, scratch off the code below, and enter it at:
<http://www.examssoft.com/seminolenursing>



How to activate your card for use (in 4 easy steps!)

1

Check your system requirements. Login to your school's ExamSoft URL (above).

2

Download/register SofTest. Activate your license by entering the code above.

3

On exam day, make sure your laptop is fully charged (bring your power cable).

4

After the exam, connect to the Internet, launch SofTest; and your exam(s) will upload.

EXAM TAKER ACTIVATION CARD SYSTEM REQUIREMENTS

System requirements are subject to change. For the most current requirements, please visit examsoft.com/msr or by accessing the QR code below.



TECHNICAL SUPPORT

support@examsoft.com or call 866-429-8889

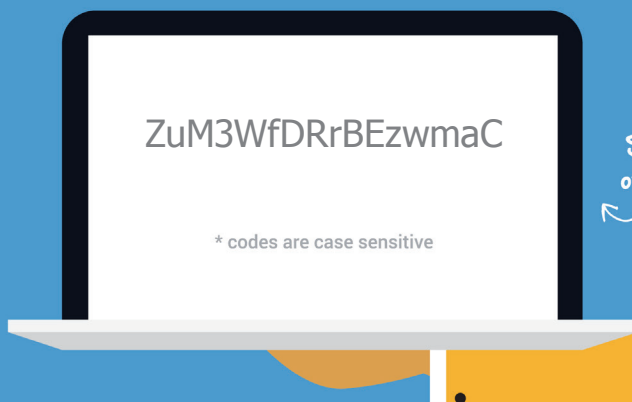


©2017 ExamSoft Worldwide, Inc.



EXAM TAKER ACTIVATION CARD

To activate, scratch off the code below, and enter it at:
<http://www.examssoft.com/seminolenursing>



How to activate your card for use (in 4 easy steps!)

1

Check your system requirements. Login to your school's ExamSoft URL (above).

2

Download/register SofTest. Activate your license by entering the code above.

3

On exam day, make sure your laptop is fully charged (bring your power cable).

4

After the exam, connect to the Internet, launch SofTest; and your exam(s) will upload.

EXAM TAKER ACTIVATION CARD SYSTEM REQUIREMENTS

System requirements are subject to change. For the most current requirements, please visit examsoft.com/msr or by accessing the QR code below.



TECHNICAL SUPPORT

support@examsoft.com or call 866-429-8889

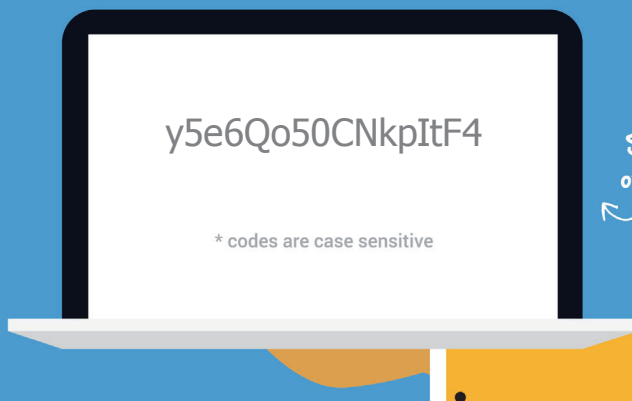


©2017 ExamSoft Worldwide, Inc.



EXAM TAKER ACTIVATION CARD

To activate, scratch off the code below, and enter it at:
<http://www.examssoft.com/seminolenursing>



How to activate your card for use (in 4 easy steps!)

1

Check your system requirements. Login to your school's ExamSoft URL (above).

2

Download/register SofTest. Activate your license by entering the code above.

3

On exam day, make sure your laptop is fully charged (bring your power cable).

4

After the exam, connect to the Internet, launch SofTest; and your exam(s) will upload.

EXAM TAKER ACTIVATION CARD SYSTEM REQUIREMENTS

System requirements are subject to change. For the most current requirements, please visit examsoft.com/msr or by accessing the QR code below.



TECHNICAL SUPPORT

support@examsoft.com or call 866-429-8889

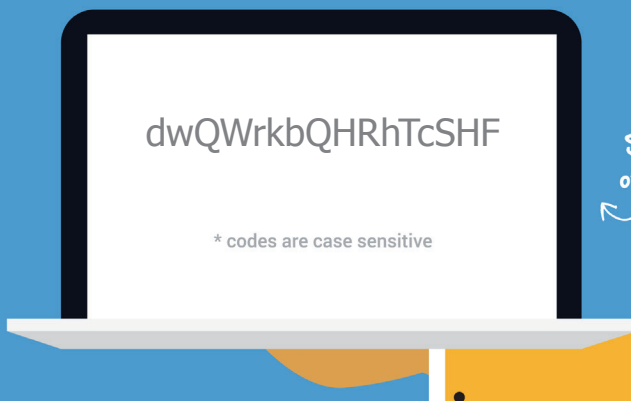


©2017 ExamSoft Worldwide, Inc.



EXAM TAKER ACTIVATION CARD

To activate, scratch off the code below, and enter it at:
<http://www.examssoft.com/seminolenursing>



How to activate your card for use (in 4 easy steps!)

1

Check your system requirements. Login to your school's ExamSoft URL (above).

2

Download/register SofTest. Activate your license by entering the code above.

3

On exam day, make sure your laptop is fully charged (bring your power cable).

4

After the exam, connect to the Internet, launch SofTest; and your exam(s) will upload.

EXAM TAKER ACTIVATION CARD SYSTEM REQUIREMENTS

System requirements are subject to change. For the most current requirements, please visit examsoft.com/msr or by accessing the QR code below.



TECHNICAL SUPPORT

support@examsoft.com or call 866-429-8889

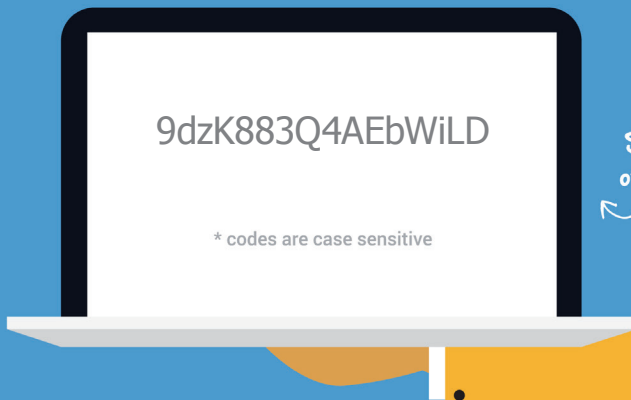


©2017 ExamSoft Worldwide, Inc.



EXAM TAKER ACTIVATION CARD

To activate, scratch off the code below, and enter it at:
<http://www.examssoft.com/seminolenursing>



How to activate your card for use (in 4 easy steps!)

1

Check your system requirements. Login to your school's ExamSoft URL (above).

2

Download/register SofTest. Activate your license by entering the code above.

3

On exam day, make sure your laptop is fully charged (bring your power cable).

4

After the exam, connect to the Internet, launch SofTest; and your exam(s) will upload.

EXAM TAKER ACTIVATION CARD SYSTEM REQUIREMENTS

System requirements are subject to change. For the most current requirements, please visit examsoft.com/msr or by accessing the QR code below.



TECHNICAL SUPPORT

support@examsoft.com or call 866-429-8889

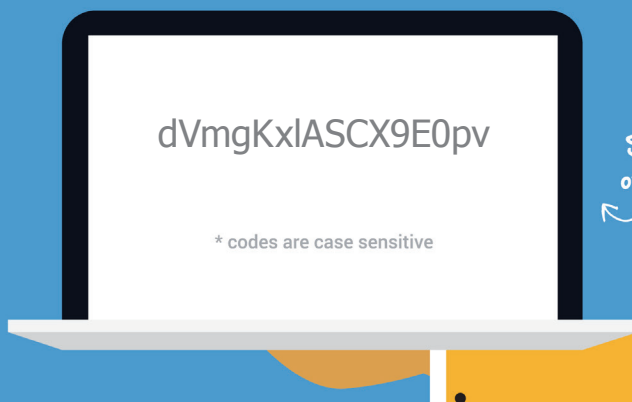


©2017 ExamSoft Worldwide, Inc.



EXAM TAKER ACTIVATION CARD

To activate, scratch off the code below, and enter it at:
<http://www.examssoft.com/seminolenursing>



How to activate your card for use (in 4 easy steps!)

1

Check your system requirements. Login to your school's ExamSoft URL (above).

2

Download/register SofTest. Activate your license by entering the code above.

3

On exam day, make sure your laptop is fully charged (bring your power cable).

4

After the exam, connect to the Internet, launch SofTest; and your exam(s) will upload.

EXAM TAKER ACTIVATION CARD SYSTEM REQUIREMENTS

System requirements are subject to change. For the most current requirements, please visit examsoft.com/msr or by accessing the QR code below.



TECHNICAL SUPPORT

support@examsoft.com or call 866-429-8889

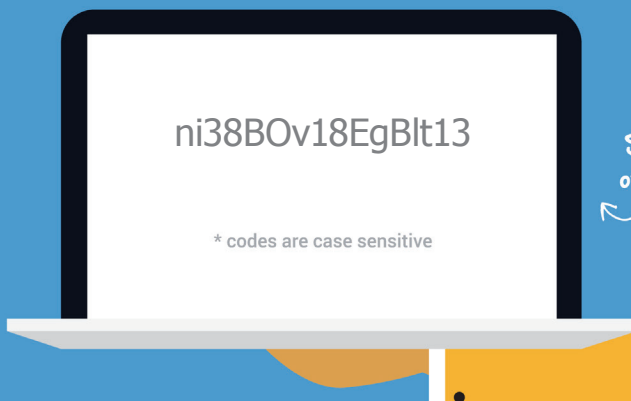


©2017 ExamSoft Worldwide, Inc.



EXAM TAKER ACTIVATION CARD

To activate, scratch off the code below, and enter it at:
<http://www.examssoft.com/seminolenursing>



How to activate your card for use (in 4 easy steps!)

1

Check your system requirements. Login to your school's ExamSoft URL (above).

2

Download/register SofTest. Activate your license by entering the code above.

3

On exam day, make sure your laptop is fully charged (bring your power cable).

4

After the exam, connect to the Internet, launch SofTest; and your exam(s) will upload.

EXAM TAKER ACTIVATION CARD SYSTEM REQUIREMENTS

System requirements are subject to change. For the most current requirements, please visit examsoft.com/msr or by accessing the QR code below.



TECHNICAL SUPPORT

support@examsoft.com or call 866-429-8889

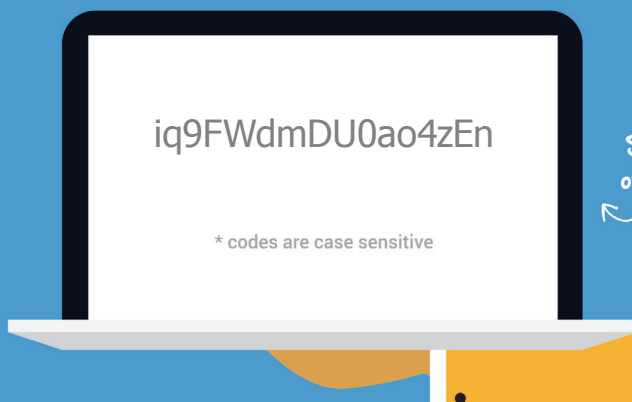


©2017 ExamSoft Worldwide, Inc.



EXAM TAKER ACTIVATION CARD

To activate, scratch off the code below, and enter it at:
<http://www.examssoft.com/seminolenursing>



How to activate your card for use (in 4 easy steps!)

1

Check your system requirements. Login to your school's ExamSoft URL (above).

2

Download/register SofTest. Activate your license by entering the code above.

3

On exam day, make sure your laptop is fully charged (bring your power cable).

4

After the exam, connect to the Internet, launch SofTest; and your exam(s) will upload.

EXAM TAKER ACTIVATION CARD SYSTEM REQUIREMENTS

System requirements are subject to change. For the most current requirements, please visit examsoft.com/msr or by accessing the QR code below.



TECHNICAL SUPPORT

support@examsoft.com or call 866-429-8889

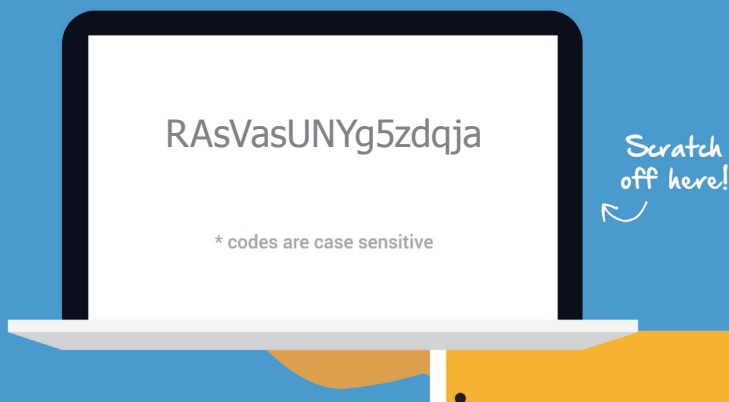


©2017 ExamSoft Worldwide, Inc.



EXAM TAKER ACTIVATION CARD

To activate, scratch off the code below, and enter it at:
<http://www.examssoft.com/seminolenursing>



How to activate your card for use (in 4 easy steps!)

1

Check your system requirements. Login to your school's ExamSoft URL (above).

2

Download/register SofTest. Activate your license by entering the code above.

3

On exam day, make sure your laptop is fully charged (bring your power cable).

4

After the exam, connect to the Internet, launch SofTest; and your exam(s) will upload.

EXAM TAKER ACTIVATION CARD SYSTEM REQUIREMENTS

System requirements are subject to change. For the most current requirements, please visit examsoft.com/msr or by accessing the QR code below.



TECHNICAL SUPPORT

support@examsoft.com or call 866-429-8889

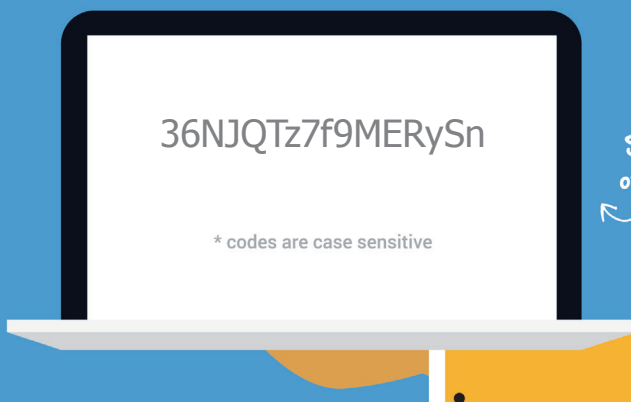


©2017 ExamSoft Worldwide, Inc.



EXAM TAKER ACTIVATION CARD

To activate, scratch off the code below, and enter it at:
<http://www.examssoft.com/seminolenursing>



How to activate your card for use (in 4 easy steps!)

1

Check your system requirements. Login to your school's ExamSoft URL (above).

2

Download/register SofTest. Activate your license by entering the code above.

3

On exam day, make sure your laptop is fully charged (bring your power cable).

4

After the exam, connect to the Internet, launch SofTest; and your exam(s) will upload.

EXAM TAKER ACTIVATION CARD SYSTEM REQUIREMENTS

System requirements are subject to change. For the most current requirements, please visit examsoft.com/msr or by accessing the QR code below.



TECHNICAL SUPPORT

support@examsoft.com or call 866-429-8889

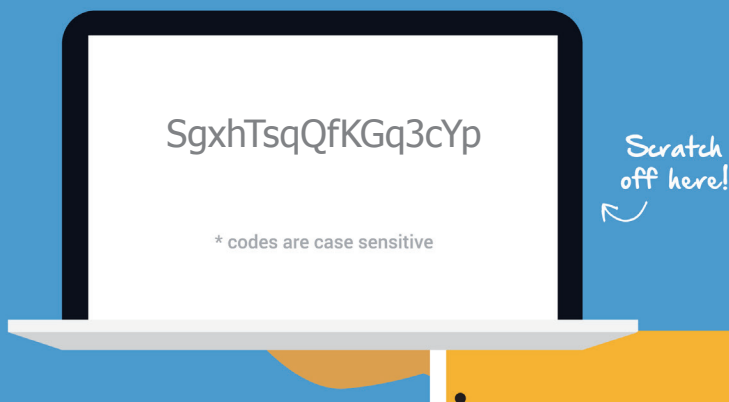


©2017 ExamSoft Worldwide, Inc.



EXAM TAKER ACTIVATION CARD

To activate, scratch off the code below, and enter it at:
<http://www.examssoft.com/seminolenursing>



How to activate your card for use (in 4 easy steps!)

1

Check your system requirements. Login to your school's ExamSoft URL (above).

2

Download/register SofTest. Activate your license by entering the code above.

3

On exam day, make sure your laptop is fully charged (bring your power cable).

4

After the exam, connect to the Internet, launch SofTest; and your exam(s) will upload.

EXAM TAKER ACTIVATION CARD SYSTEM REQUIREMENTS

System requirements are subject to change. For the most current requirements, please visit examsoft.com/msr or by accessing the QR code below.



TECHNICAL SUPPORT

support@examsoft.com or call 866-429-8889

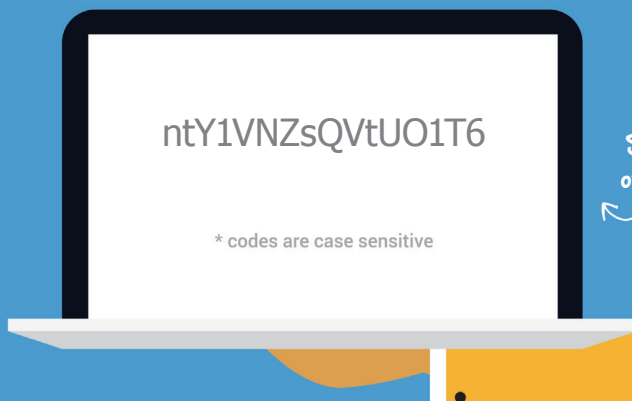


©2017 ExamSoft Worldwide, Inc.



EXAM TAKER ACTIVATION CARD

To activate, scratch off the code below, and enter it at:
<http://www.examssoft.com/seminolenursing>



How to activate your card for use (in 4 easy steps!)

1

Check your system requirements. Login to your school's ExamSoft URL (above).

2

Download/register SofTest. Activate your license by entering the code above.

3

On exam day, make sure your laptop is fully charged (bring your power cable).

4

After the exam, connect to the Internet, launch SofTest; and your exam(s) will upload.

EXAM TAKER ACTIVATION CARD SYSTEM REQUIREMENTS

System requirements are subject to change. For the most current requirements, please visit examsoft.com/msr or by accessing the QR code below.



TECHNICAL SUPPORT

support@examsoft.com or call 866-429-8889

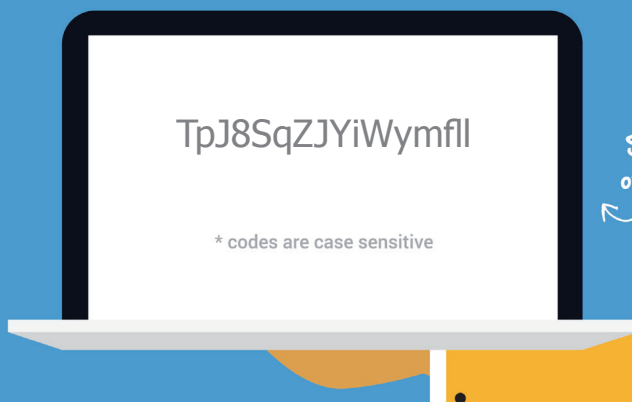


©2017 ExamSoft Worldwide, Inc.



EXAM TAKER ACTIVATION CARD

To activate, scratch off the code below, and enter it at:
<http://www.examssoft.com/seminolenursing>



How to activate your card for use (in 4 easy steps!)

1

Check your system requirements. Login to your school's ExamSoft URL (above).

2

Download/register SofTest. Activate your license by entering the code above.

3

On exam day, make sure your laptop is fully charged (bring your power cable).

4

After the exam, connect to the Internet, launch SofTest; and your exam(s) will upload.

EXAM TAKER ACTIVATION CARD SYSTEM REQUIREMENTS

System requirements are subject to change. For the most current requirements, please visit examsoft.com/msr or by accessing the QR code below.



TECHNICAL SUPPORT

support@examsoft.com or call 866-429-8889

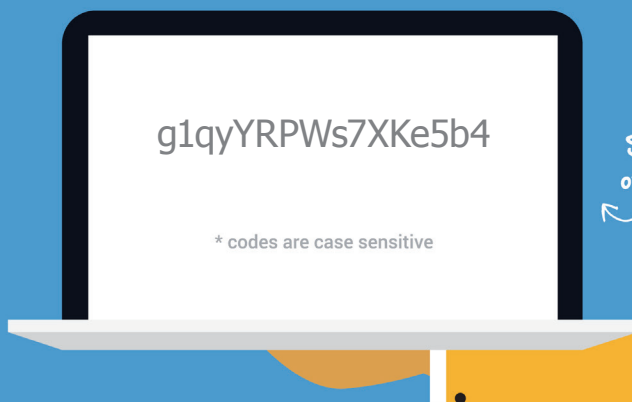


©2017 ExamSoft Worldwide, Inc.



EXAM TAKER ACTIVATION CARD

To activate, scratch off the code below, and enter it at:
<http://www.examssoft.com/seminolenursing>



How to activate your card for use (in 4 easy steps!)

1

Check your system requirements. Login to your school's ExamSoft URL (above).

2

Download/register SofTest. Activate your license by entering the code above.

3

On exam day, make sure your laptop is fully charged (bring your power cable).

4

After the exam, connect to the Internet, launch SofTest; and your exam(s) will upload.

EXAM TAKER ACTIVATION CARD SYSTEM REQUIREMENTS

System requirements are subject to change. For the most current requirements, please visit examsoft.com/msr or by accessing the QR code below.



TECHNICAL SUPPORT

support@examsoft.com or call 866-429-8889

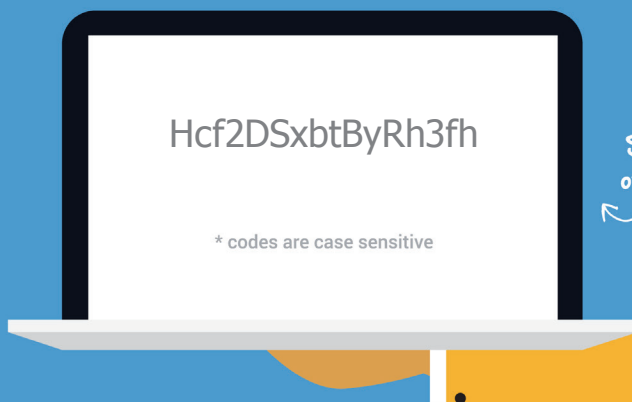


©2017 ExamSoft Worldwide, Inc.



EXAM TAKER ACTIVATION CARD

To activate, scratch off the code below, and enter it at:
<http://www.examssoft.com/seminolenursing>



How to activate your card for use (in 4 easy steps!)

1

Check your system requirements. Login to your school's ExamSoft URL (above).

2

Download/register SofTest. Activate your license by entering the code above.

3

On exam day, make sure your laptop is fully charged (bring your power cable).

4

After the exam, connect to the Internet, launch SofTest; and your exam(s) will upload.

EXAM TAKER ACTIVATION CARD SYSTEM REQUIREMENTS

System requirements are subject to change. For the most current requirements, please visit examsoft.com/msr or by accessing the QR code below.



TECHNICAL SUPPORT

support@examsoft.com or call 866-429-8889

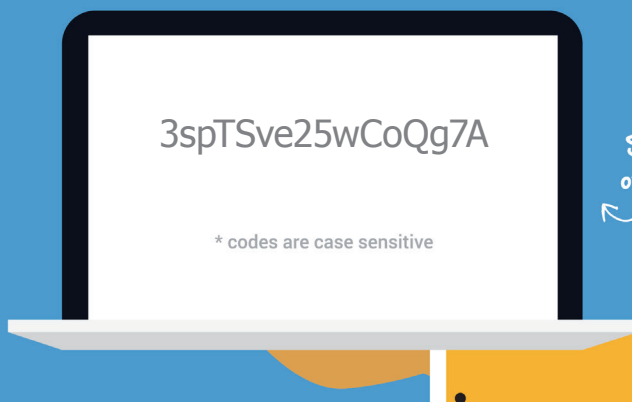


©2017 ExamSoft Worldwide, Inc.



EXAM TAKER ACTIVATION CARD

To activate, scratch off the code below, and enter it at:
<http://www.examssoft.com/seminolenursing>



How to activate your card for use (in 4 easy steps!)

1

Check your system requirements. Login to your school's ExamSoft URL (above).

2

Download/register SofTest. Activate your license by entering the code above.

3

On exam day, make sure your laptop is fully charged (bring your power cable).

4

After the exam, connect to the Internet, launch SofTest; and your exam(s) will upload.

EXAM TAKER ACTIVATION CARD SYSTEM REQUIREMENTS

System requirements are subject to change. For the most current requirements, please visit examsoft.com/msr or by accessing the QR code below.



TECHNICAL SUPPORT

support@examsoft.com or call 866-429-8889

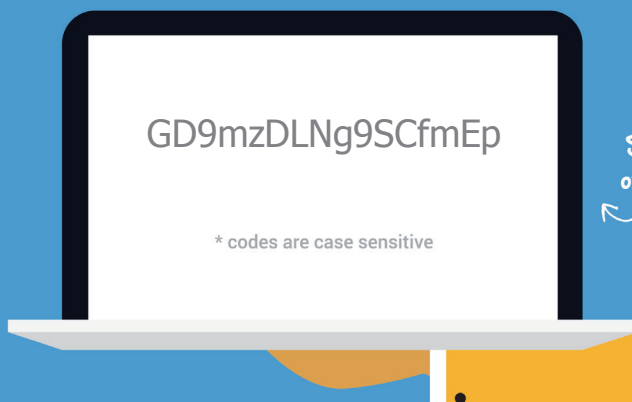


©2017 ExamSoft Worldwide, Inc.



EXAM TAKER ACTIVATION CARD

To activate, scratch off the code below, and enter it at:
<http://www.examssoft.com/seminolenursing>



How to activate your card for use (in 4 easy steps!)

1

Check your system requirements. Login to your school's ExamSoft URL (above).

2

Download/register SofTest. Activate your license by entering the code above.

3

On exam day, make sure your laptop is fully charged (bring your power cable).

4

After the exam, connect to the Internet, launch SofTest; and your exam(s) will upload.

EXAM TAKER ACTIVATION CARD SYSTEM REQUIREMENTS

System requirements are subject to change. For the most current requirements, please visit examsoft.com/msr or by accessing the QR code below.



TECHNICAL SUPPORT

support@examsoft.com or call 866-429-8889

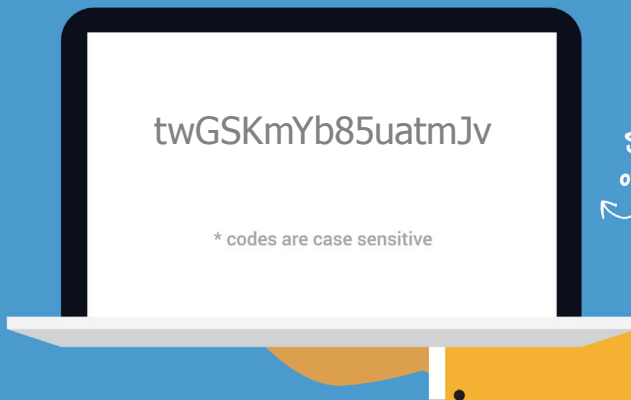


©2017 ExamSoft Worldwide, Inc.



EXAM TAKER ACTIVATION CARD

To activate, scratch off the code below, and enter it at:
<http://www.examssoft.com/seminolenursing>



How to activate your card for use (in 4 easy steps!)

1

Check your system requirements. Login to your school's ExamSoft URL (above).

2

Download/register SofTest. Activate your license by entering the code above.

3

On exam day, make sure your laptop is fully charged (bring your power cable).

4

After the exam, connect to the Internet, launch SofTest; and your exam(s) will upload.

EXAM TAKER ACTIVATION CARD SYSTEM REQUIREMENTS

System requirements are subject to change. For the most current requirements, please visit examsoft.com/msr or by accessing the QR code below.



TECHNICAL SUPPORT

support@examsoft.com or call 866-429-8889

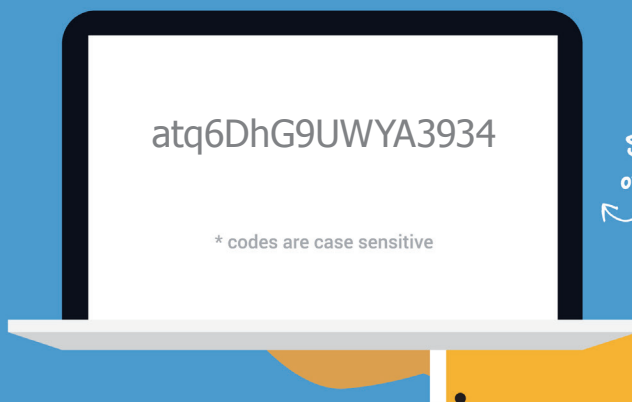


©2017 ExamSoft Worldwide, Inc.



EXAM TAKER ACTIVATION CARD

To activate, scratch off the code below, and enter it at:
<http://www.examssoft.com/seminolenursing>



How to activate your card for use (in 4 easy steps!)

1

Check your system requirements. Login to your school's ExamSoft URL (above).

2

Download/register SofTest. Activate your license by entering the code above.

3

On exam day, make sure your laptop is fully charged (bring your power cable).

4

After the exam, connect to the Internet, launch SofTest; and your exam(s) will upload.

EXAM TAKER ACTIVATION CARD SYSTEM REQUIREMENTS

System requirements are subject to change. For the most current requirements, please visit examsoft.com/msr or by accessing the QR code below.



TECHNICAL SUPPORT

support@examsoft.com or call 866-429-8889

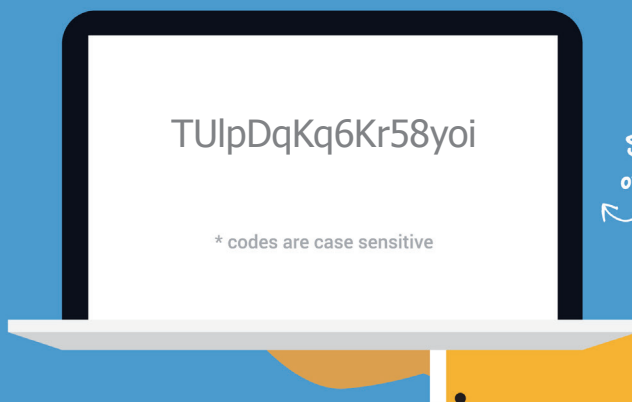


©2017 ExamSoft Worldwide, Inc.



EXAM TAKER ACTIVATION CARD

To activate, scratch off the code below, and enter it at:
<http://www.examssoft.com/seminolenursing>



How to activate your card for use (in 4 easy steps!)

1

Check your system requirements. Login to your school's ExamSoft URL (above).

2

Download/register SofTest. Activate your license by entering the code above.

3

On exam day, make sure your laptop is fully charged (bring your power cable).

4

After the exam, connect to the Internet, launch SofTest; and your exam(s) will upload.

EXAM TAKER ACTIVATION CARD SYSTEM REQUIREMENTS

System requirements are subject to change. For the most current requirements, please visit examsoft.com/msr or by accessing the QR code below.



TECHNICAL SUPPORT

support@examsoft.com or call 866-429-8889

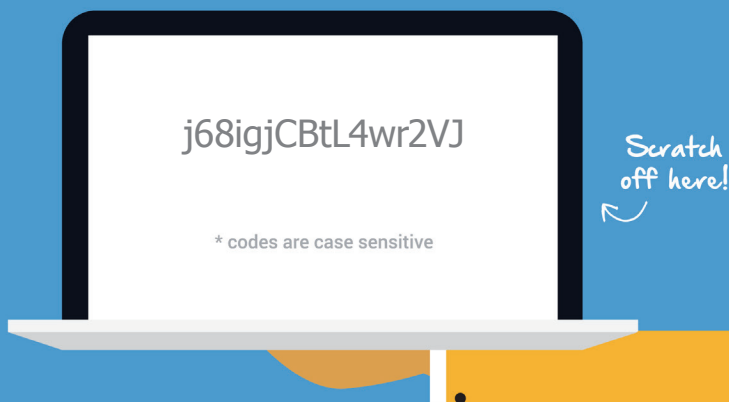


©2017 ExamSoft Worldwide, Inc.



EXAM TAKER ACTIVATION CARD

To activate, scratch off the code below, and enter it at:
<http://www.examssoft.com/seminolenursing>



How to activate your card for use (in 4 easy steps!)

1

Check your system requirements. Login to your school's ExamSoft URL (above).

2

Download/register SofTest. Activate your license by entering the code above.

3

On exam day, make sure your laptop is fully charged (bring your power cable).

4

After the exam, connect to the Internet, launch SofTest; and your exam(s) will upload.

EXAM TAKER ACTIVATION CARD SYSTEM REQUIREMENTS

System requirements are subject to change. For the most current requirements, please visit examsoft.com/msr or by accessing the QR code below.



TECHNICAL SUPPORT

support@examsoft.com or call 866-429-8889

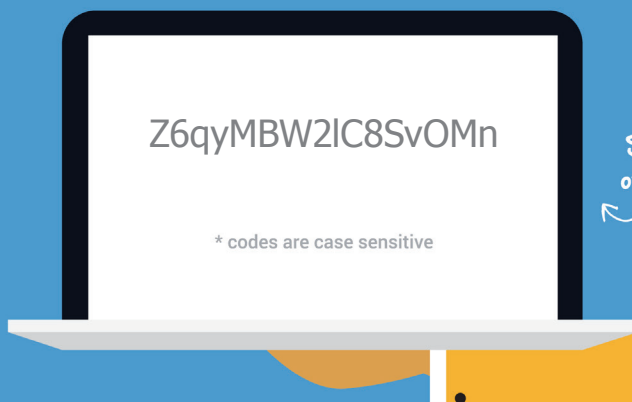


©2017 ExamSoft Worldwide, Inc.



EXAM TAKER ACTIVATION CARD

To activate, scratch off the code below, and enter it at:
<http://www.examssoft.com/seminolenursing>



How to activate your card for use (in 4 easy steps!)

1

Check your system requirements. Login to your school's ExamSoft URL (above).

2

Download/register SofTest. Activate your license by entering the code above.

3

On exam day, make sure your laptop is fully charged (bring your power cable).

4

After the exam, connect to the Internet, launch SofTest; and your exam(s) will upload.

EXAM TAKER ACTIVATION CARD SYSTEM REQUIREMENTS

System requirements are subject to change. For the most current requirements, please visit examsoft.com/msr or by accessing the QR code below.



TECHNICAL SUPPORT

support@examsoft.com or call 866-429-8889

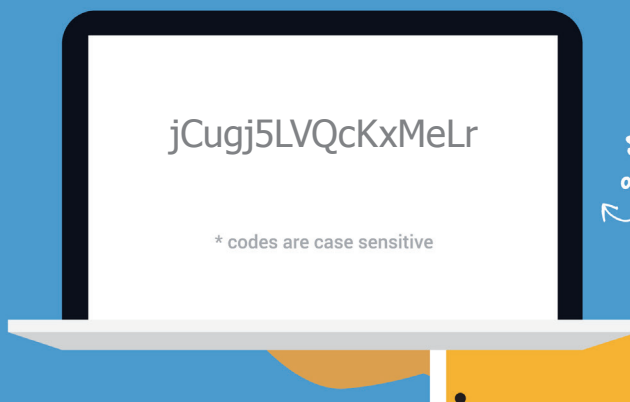


©2017 ExamSoft Worldwide, Inc.



EXAM TAKER ACTIVATION CARD

To activate, scratch off the code below, and enter it at:
<http://www.examssoft.com/seminolenursing>



How to activate your card for use (in 4 easy steps!)

1

Check your system requirements. Login to your school's ExamSoft URL (above).

2

Download/register SofTest. Activate your license by entering the code above.

3

On exam day, make sure your laptop is fully charged (bring your power cable).

4

After the exam, connect to the Internet, launch SofTest; and your exam(s) will upload.

EXAM TAKER ACTIVATION CARD SYSTEM REQUIREMENTS

System requirements are subject to change. For the most current requirements, please visit examsoft.com/msr or by accessing the QR code below.



TECHNICAL SUPPORT

support@examsoft.com or call 866-429-8889

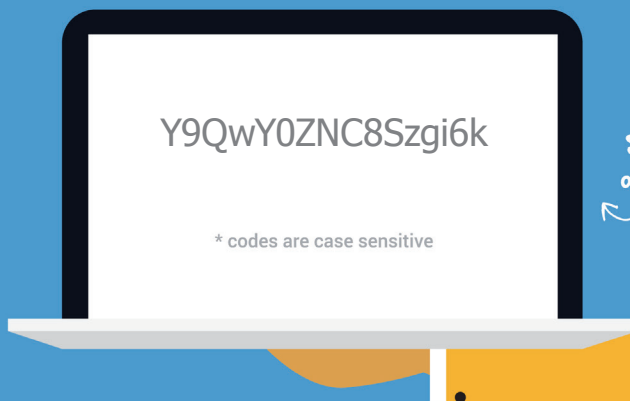


©2017 ExamSoft Worldwide, Inc.



EXAM TAKER ACTIVATION CARD

To activate, scratch off the code below, and enter it at:
<http://www.examssoft.com/seminolenursing>



How to activate your card for use (in 4 easy steps!)

1

Check your system requirements. Login to your school's ExamSoft URL (above).

2

Download/register SofTest. Activate your license by entering the code above.

3

On exam day, make sure your laptop is fully charged (bring your power cable).

4

After the exam, connect to the Internet, launch SofTest; and your exam(s) will upload.

EXAM TAKER ACTIVATION CARD SYSTEM REQUIREMENTS

System requirements are subject to change. For the most current requirements, please visit examsoft.com/msr or by accessing the QR code below.



TECHNICAL SUPPORT

support@examsoft.com or call 866-429-8889

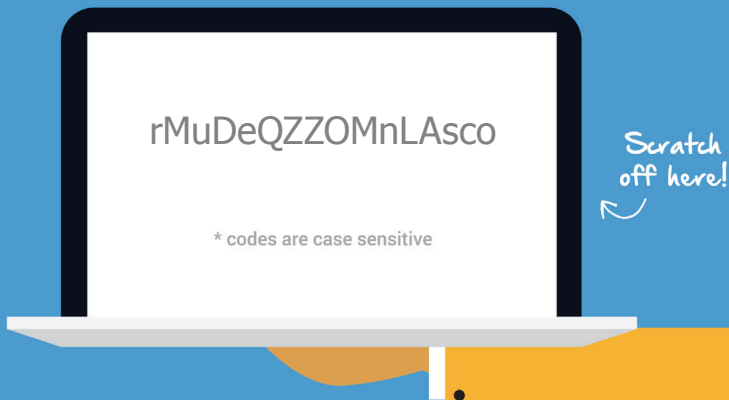


©2017 ExamSoft Worldwide, Inc.



EXAM TAKER ACTIVATION CARD

To activate, scratch off the code below, and enter it at:
<http://www.examssoft.com/seminolenursing>



How to activate your card for use (in 4 easy steps!)

1

Check your system requirements. Login to your school's ExamSoft URL (above).

2

Download/register SofTest. Activate your license by entering the code above.

3

On exam day, make sure your laptop is fully charged (bring your power cable).

4

After the exam, connect to the Internet, launch SofTest; and your exam(s) will upload.

EXAM TAKER ACTIVATION CARD SYSTEM REQUIREMENTS

System requirements are subject to change. For the most current requirements, please visit examsoft.com/msr or by accessing the QR code below.



TECHNICAL SUPPORT

support@examsoft.com or call 866-429-8889

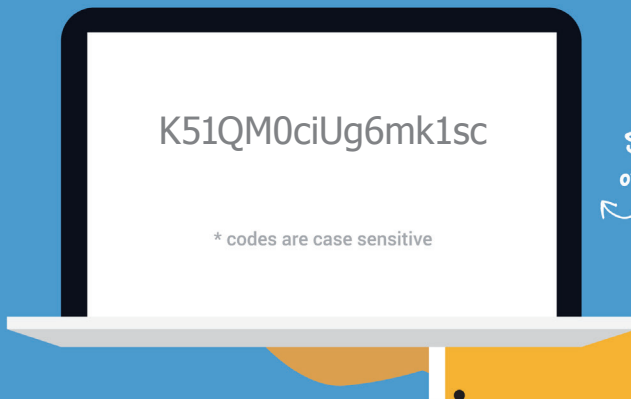


©2017 ExamSoft Worldwide, Inc.



EXAM TAKER ACTIVATION CARD

To activate, scratch off the code below, and enter it at:
<http://www.examssoft.com/seminolenursing>



How to activate your card for use (in 4 easy steps!)

1

Check your system requirements. Login to your school's ExamSoft URL (above).

2

Download/register SofTest. Activate your license by entering the code above.

3

On exam day, make sure your laptop is fully charged (bring your power cable).

4

After the exam, connect to the Internet, launch SofTest; and your exam(s) will upload.

EXAM TAKER ACTIVATION CARD SYSTEM REQUIREMENTS

System requirements are subject to change. For the most current requirements, please visit examsoft.com/msr or by accessing the QR code below.



TECHNICAL SUPPORT

support@examsoft.com or call 866-429-8889

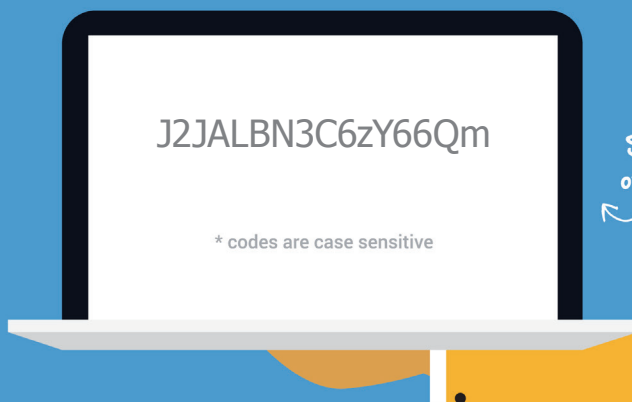


©2017 ExamSoft Worldwide, Inc.



EXAM TAKER ACTIVATION CARD

To activate, scratch off the code below, and enter it at:
<http://www.examssoft.com/seminolenursing>



How to activate your card for use (in 4 easy steps!)

1

Check your system requirements. Login to your school's ExamSoft URL (above).

2

Download/register SofTest. Activate your license by entering the code above.

3

On exam day, make sure your laptop is fully charged (bring your power cable).

4

After the exam, connect to the Internet, launch SofTest; and your exam(s) will upload.

EXAM TAKER ACTIVATION CARD SYSTEM REQUIREMENTS

System requirements are subject to change. For the most current requirements, please visit examsoft.com/msr or by accessing the QR code below.



TECHNICAL SUPPORT

support@examsoft.com or call 866-429-8889

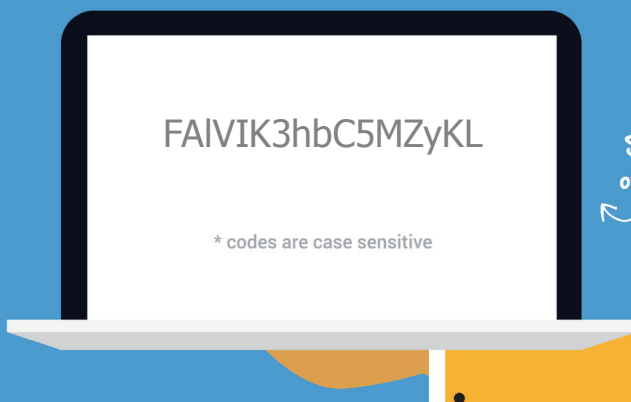


©2017 ExamSoft Worldwide, Inc.



EXAM TAKER ACTIVATION CARD

To activate, scratch off the code below, and enter it at:
<http://www.examssoft.com/seminolenursing>



How to activate your card for use (in 4 easy steps!)

1

Check your system requirements. Login to your school's ExamSoft URL (above).

2

Download/register SofTest. Activate your license by entering the code above.

3

On exam day, make sure your laptop is fully charged (bring your power cable).

4

After the exam, connect to the Internet, launch SofTest; and your exam(s) will upload.

EXAM TAKER ACTIVATION CARD SYSTEM REQUIREMENTS

System requirements are subject to change. For the most current requirements, please visit examsoft.com/msr or by accessing the QR code below.



TECHNICAL SUPPORT

support@examsoft.com or call 866-429-8889

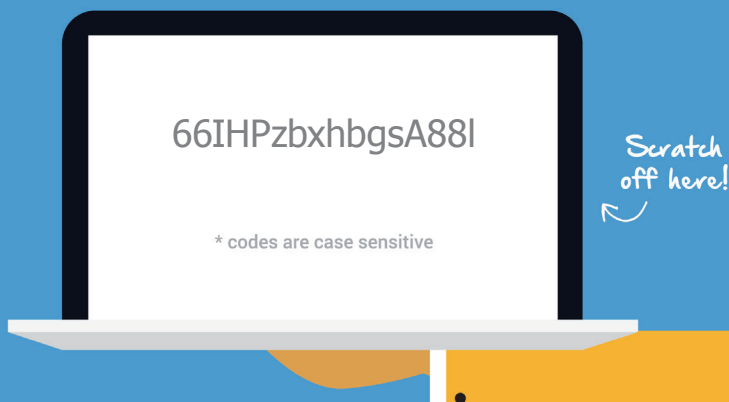


©2017 ExamSoft Worldwide, Inc.



EXAM TAKER ACTIVATION CARD

To activate, scratch off the code below, and enter it at:
<http://www.examssoft.com/seminolenursing>



How to activate your card for use (in 4 easy steps!)

1

Check your system requirements. Login to your school's ExamSoft URL (above).

2

Download/register SofTest. Activate your license by entering the code above.

3

On exam day, make sure your laptop is fully charged (bring your power cable).

4

After the exam, connect to the Internet, launch SofTest; and your exam(s) will upload.

EXAM TAKER ACTIVATION CARD SYSTEM REQUIREMENTS

System requirements are subject to change. For the most current requirements, please visit examsoft.com/msr or by accessing the QR code below.



TECHNICAL SUPPORT

support@examsoft.com or call 866-429-8889

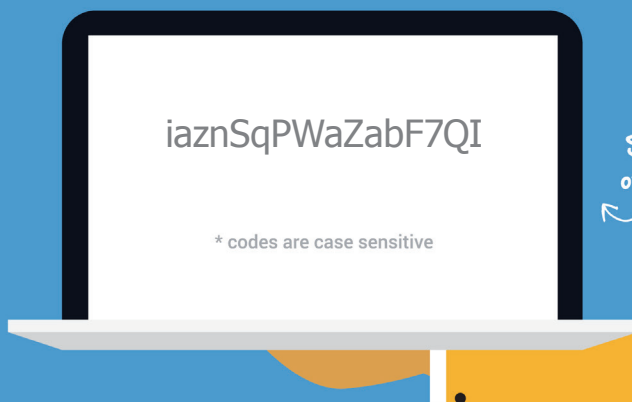


©2017 ExamSoft Worldwide, Inc.



EXAM TAKER ACTIVATION CARD

To activate, scratch off the code below, and enter it at:
<http://www.examssoft.com/seminolenursing>



How to activate your card for use (in 4 easy steps!)

1

Check your system requirements. Login to your school's ExamSoft URL (above).

2

Download/register SofTest. Activate your license by entering the code above.

3

On exam day, make sure your laptop is fully charged (bring your power cable).

4

After the exam, connect to the Internet, launch SofTest; and your exam(s) will upload.

EXAM TAKER ACTIVATION CARD SYSTEM REQUIREMENTS

System requirements are subject to change. For the most current requirements, please visit examsoft.com/msr or by accessing the QR code below.



TECHNICAL SUPPORT

support@examsoft.com or call 866-429-8889

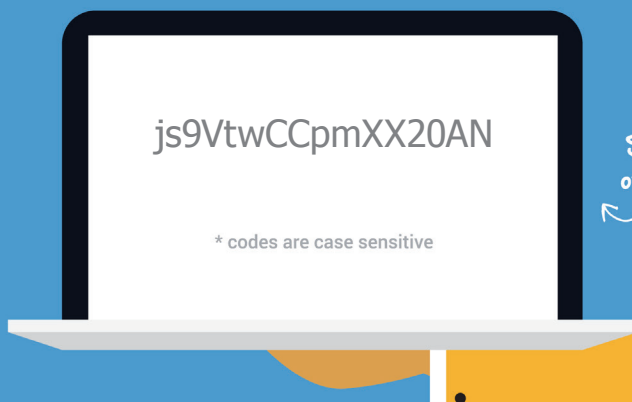


©2017 ExamSoft Worldwide, Inc.



EXAM TAKER ACTIVATION CARD

To activate, scratch off the code below, and enter it at:
<http://www.examssoft.com/seminolenursing>



How to activate your card for use (in 4 easy steps!)

1

Check your system requirements. Login to your school's ExamSoft URL (above).

2

Download/register SofTest. Activate your license by entering the code above.

3

On exam day, make sure your laptop is fully charged (bring your power cable).

4

After the exam, connect to the Internet, launch SofTest; and your exam(s) will upload.

EXAM TAKER ACTIVATION CARD SYSTEM REQUIREMENTS

System requirements are subject to change. For the most current requirements, please visit examsoft.com/msr or by accessing the QR code below.



TECHNICAL SUPPORT

support@examsoft.com or call 866-429-8889

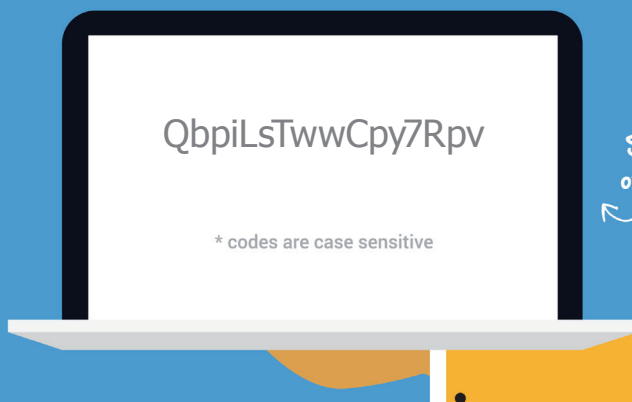


©2017 ExamSoft Worldwide, Inc.



EXAM TAKER ACTIVATION CARD

To activate, scratch off the code below, and enter it at:
<http://www.examssoft.com/seminolenursing>



How to activate your card for use (in 4 easy steps!)

1

Check your system requirements. Login to your school's ExamSoft URL (above).

2

Download/register SofTest. Activate your license by entering the code above.

3

On exam day, make sure your laptop is fully charged (bring your power cable).

4

After the exam, connect to the Internet, launch SofTest; and your exam(s) will upload.

EXAM TAKER ACTIVATION CARD SYSTEM REQUIREMENTS

System requirements are subject to change. For the most current requirements, please visit examsoft.com/msr or by accessing the QR code below.



TECHNICAL SUPPORT

support@examsoft.com or call 866-429-8889

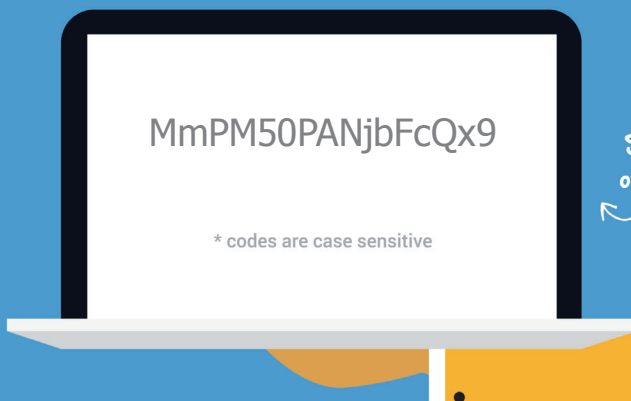


©2017 ExamSoft Worldwide, Inc.



EXAM TAKER ACTIVATION CARD

To activate, scratch off the code below, and enter it at:
<http://www.examssoft.com/seminolenursing>



How to activate your card for use (in 4 easy steps!)

1

Check your system requirements. Login to your school's ExamSoft URL (above).

2

Download/register SofTest. Activate your license by entering the code above.

3

On exam day, make sure your laptop is fully charged (bring your power cable).

4

After the exam, connect to the Internet, launch SofTest; and your exam(s) will upload.

EXAM TAKER ACTIVATION CARD SYSTEM REQUIREMENTS

System requirements are subject to change. For the most current requirements, please visit examsoft.com/msr or by accessing the QR code below.



TECHNICAL SUPPORT

support@examsoft.com or call 866-429-8889

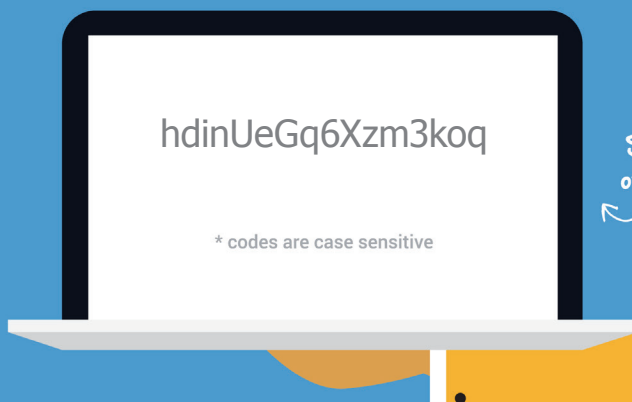


©2017 ExamSoft Worldwide, Inc.



EXAM TAKER ACTIVATION CARD

To activate, scratch off the code below, and enter it at:
<http://www.examssoft.com/seminolenursing>



How to activate your card for use (in 4 easy steps!)

1

Check your system requirements. Login to your school's ExamSoft URL (above).

2

Download/register SofTest. Activate your license by entering the code above.

3

On exam day, make sure your laptop is fully charged (bring your power cable).

4

After the exam, connect to the Internet, launch SofTest; and your exam(s) will upload.

EXAM TAKER ACTIVATION CARD SYSTEM REQUIREMENTS

System requirements are subject to change. For the most current requirements, please visit examsoft.com/msr or by accessing the QR code below.



TECHNICAL SUPPORT

support@examsoft.com or call 866-429-8889

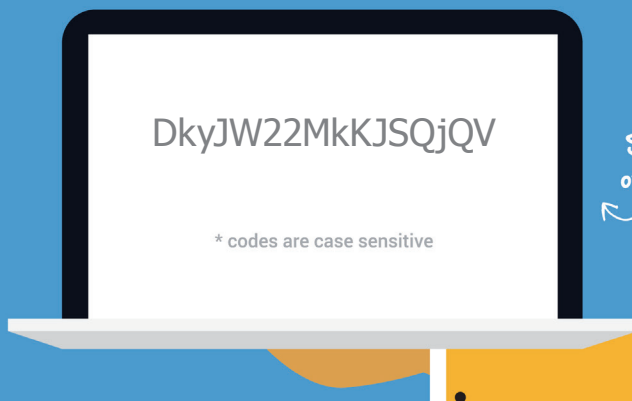


©2017 ExamSoft Worldwide, Inc.



EXAM TAKER ACTIVATION CARD

To activate, scratch off the code below, and enter it at:
<http://www.examssoft.com/seminolenursing>



How to activate your card for use (in 4 easy steps!)

1

Check your system requirements. Login to your school's ExamSoft URL (above).

2

Download/register SofTest. Activate your license by entering the code above.

3

On exam day, make sure your laptop is fully charged (bring your power cable).

4

After the exam, connect to the Internet, launch SofTest; and your exam(s) will upload.

EXAM TAKER ACTIVATION CARD SYSTEM REQUIREMENTS

System requirements are subject to change. For the most current requirements, please visit examsoft.com/msr or by accessing the QR code below.



TECHNICAL SUPPORT

support@examsoft.com or call 866-429-8889

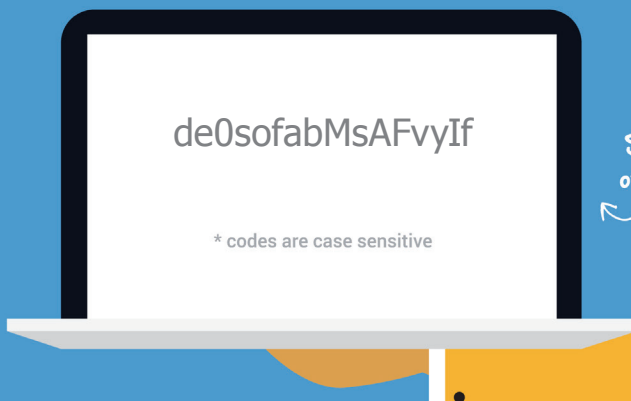


©2017 ExamSoft Worldwide, Inc.



EXAM TAKER ACTIVATION CARD

To activate, scratch off the code below, and enter it at:
<http://www.examssoft.com/seminolenursing>



How to activate your card for use (in 4 easy steps!)

1

Check your system requirements. Login to your school's ExamSoft URL (above).

2

Download/register SofTest. Activate your license by entering the code above.

3

On exam day, make sure your laptop is fully charged (bring your power cable).

4

After the exam, connect to the Internet, launch SofTest; and your exam(s) will upload.

EXAM TAKER ACTIVATION CARD SYSTEM REQUIREMENTS

System requirements are subject to change. For the most current requirements, please visit examsoft.com/msr or by accessing the QR code below.



TECHNICAL SUPPORT

support@examsoft.com or call 866-429-8889

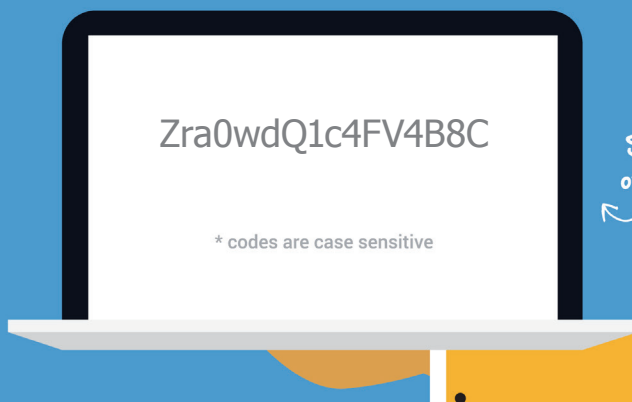


©2017 ExamSoft Worldwide, Inc.



EXAM TAKER ACTIVATION CARD

To activate, scratch off the code below, and enter it at:
<http://www.examssoft.com/seminolenursing>



How to activate your card for use (in 4 easy steps!)

1

Check your system requirements. Login to your school's ExamSoft URL (above).

2

Download/register SofTest. Activate your license by entering the code above.

3

On exam day, make sure your laptop is fully charged (bring your power cable).

4

After the exam, connect to the Internet, launch SofTest; and your exam(s) will upload.

EXAM TAKER ACTIVATION CARD SYSTEM REQUIREMENTS

System requirements are subject to change. For the most current requirements, please visit examsoft.com/msr or by accessing the QR code below.



TECHNICAL SUPPORT

support@examsoft.com or call 866-429-8889

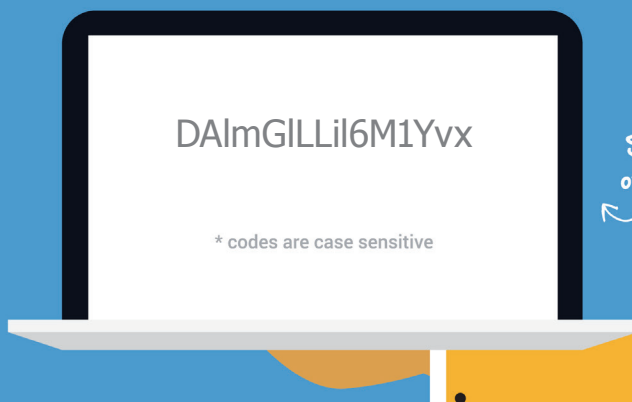


©2017 ExamSoft Worldwide, Inc.



EXAM TAKER ACTIVATION CARD

To activate, scratch off the code below, and enter it at:
<http://www.examssoft.com/seminolenursing>



How to activate your card for use (in 4 easy steps!)

1

Check your system requirements. Login to your school's ExamSoft URL (above).

2

Download/register SofTest. Activate your license by entering the code above.

3

On exam day, make sure your laptop is fully charged (bring your power cable).

4

After the exam, connect to the Internet, launch SofTest; and your exam(s) will upload.

EXAM TAKER ACTIVATION CARD SYSTEM REQUIREMENTS

System requirements are subject to change. For the most current requirements, please visit examsoft.com/msr or by accessing the QR code below.



TECHNICAL SUPPORT

support@examsoft.com or call 866-429-8889

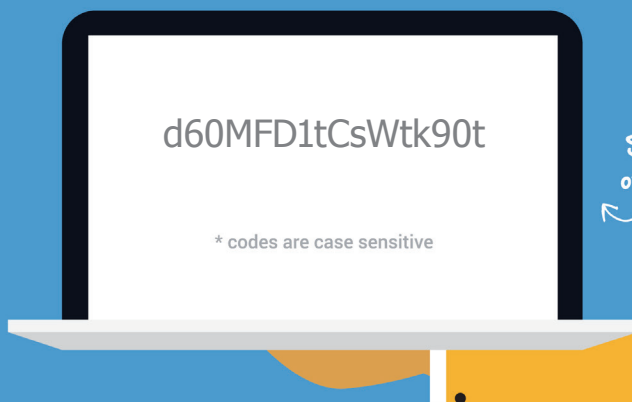


©2017 ExamSoft Worldwide, Inc.



EXAM TAKER ACTIVATION CARD

To activate, scratch off the code below, and enter it at:
<http://www.examssoft.com/seminolenursing>



How to activate your card for use (in 4 easy steps!)

1

Check your system requirements. Login to your school's ExamSoft URL (above).

2

Download/register SofTest. Activate your license by entering the code above.

3

On exam day, make sure your laptop is fully charged (bring your power cable).

4

After the exam, connect to the Internet, launch SofTest; and your exam(s) will upload.

EXAM TAKER ACTIVATION CARD SYSTEM REQUIREMENTS

System requirements are subject to change. For the most current requirements, please visit examsoft.com/msr or by accessing the QR code below.



TECHNICAL SUPPORT

support@examsoft.com or call 866-429-8889

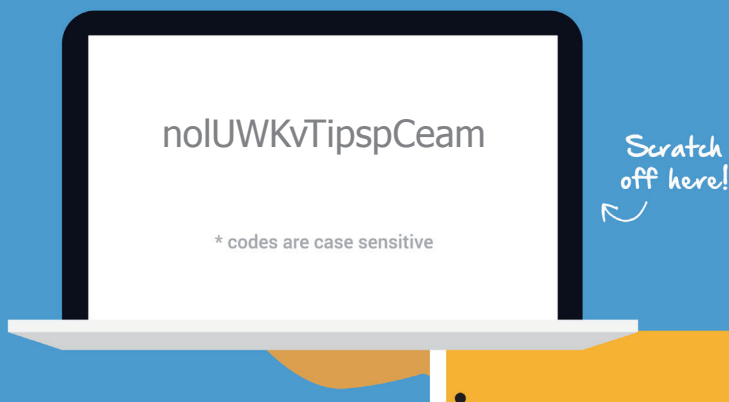


©2017 ExamSoft Worldwide, Inc.



EXAM TAKER ACTIVATION CARD

To activate, scratch off the code below, and enter it at:
<http://www.examssoft.com/seminolenursing>



How to activate your card for use (in 4 easy steps!)

1

Check your system requirements. Login to your school's ExamSoft URL (above).

2

Download/register SofTest. Activate your license by entering the code above.

3

On exam day, make sure your laptop is fully charged (bring your power cable).

4

After the exam, connect to the Internet, launch SofTest; and your exam(s) will upload.

EXAM TAKER ACTIVATION CARD SYSTEM REQUIREMENTS

System requirements are subject to change. For the most current requirements, please visit examsoft.com/msr or by accessing the QR code below.



TECHNICAL SUPPORT

support@examsoft.com or call 866-429-8889

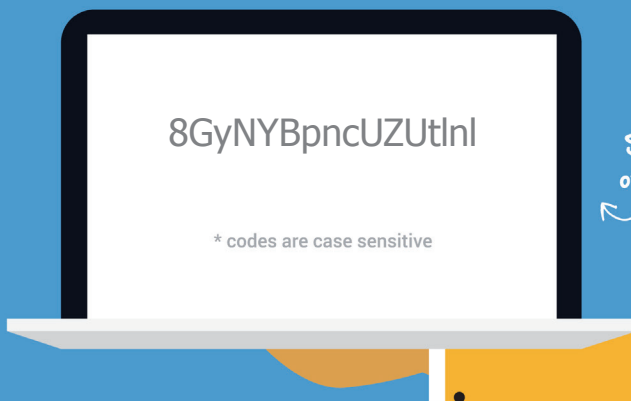


©2017 ExamSoft Worldwide, Inc.



EXAM TAKER ACTIVATION CARD

To activate, scratch off the code below, and enter it at:
<http://www.examssoft.com/seminolenursing>



How to activate your card for use (in 4 easy steps!)

1

Check your system requirements. Login to your school's ExamSoft URL (above).

2

Download/register SofTest. Activate your license by entering the code above.

3

On exam day, make sure your laptop is fully charged (bring your power cable).

4

After the exam, connect to the Internet, launch SofTest; and your exam(s) will upload.

EXAM TAKER ACTIVATION CARD SYSTEM REQUIREMENTS

System requirements are subject to change. For the most current requirements, please visit examsoft.com/msr or by accessing the QR code below.



TECHNICAL SUPPORT

support@examsoft.com or call 866-429-8889

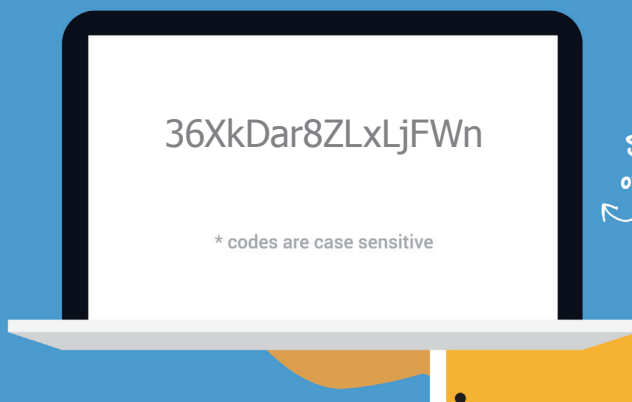


©2017 ExamSoft Worldwide, Inc.



EXAM TAKER ACTIVATION CARD

To activate, scratch off the code below, and enter it at:
<http://www.examssoft.com/seminolenursing>



How to activate your card for use (in 4 easy steps!)

1

Check your system requirements. Login to your school's ExamSoft URL (above).

2

Download/register SofTest. Activate your license by entering the code above.

3

On exam day, make sure your laptop is fully charged (bring your power cable).

4

After the exam, connect to the Internet, launch SofTest; and your exam(s) will upload.

EXAM TAKER ACTIVATION CARD SYSTEM REQUIREMENTS

System requirements are subject to change. For the most current requirements, please visit examsoft.com/msr or by accessing the QR code below.



TECHNICAL SUPPORT

support@examsoft.com or call 866-429-8889

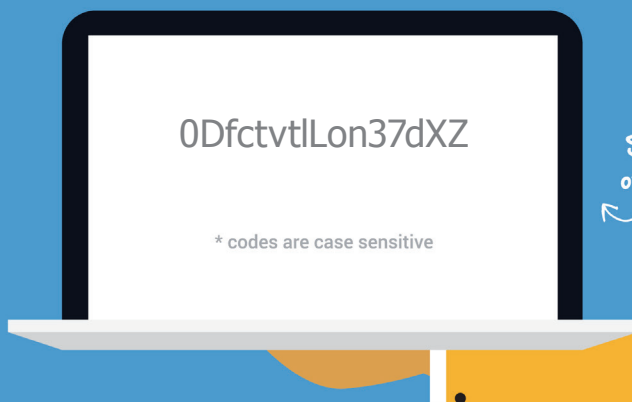


©2017 ExamSoft Worldwide, Inc.



EXAM TAKER ACTIVATION CARD

To activate, scratch off the code below, and enter it at:
<http://www.examssoft.com/seminolenursing>



How to activate your card for use (in 4 easy steps!)

1

Check your system requirements. Login to your school's ExamSoft URL (above).

2

Download/register SofTest. Activate your license by entering the code above.

3

On exam day, make sure your laptop is fully charged (bring your power cable).

4

After the exam, connect to the Internet, launch SofTest; and your exam(s) will upload.

EXAM TAKER ACTIVATION CARD SYSTEM REQUIREMENTS

System requirements are subject to change. For the most current requirements, please visit examsoft.com/msr or by accessing the QR code below.



TECHNICAL SUPPORT

support@examsoft.com or call 866-429-8889

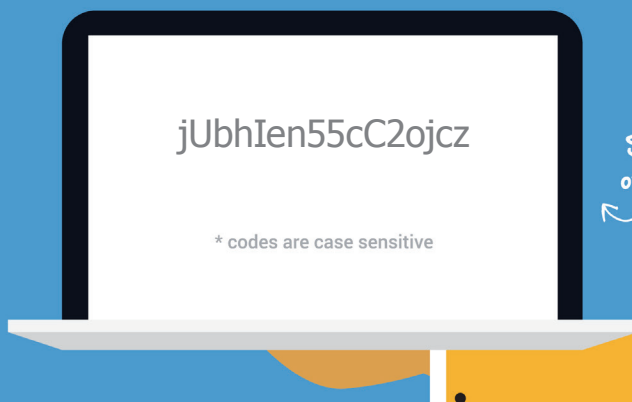


©2017 ExamSoft Worldwide, Inc.



EXAM TAKER ACTIVATION CARD

To activate, scratch off the code below, and enter it at:
<http://www.examssoft.com/seminolenursing>



How to activate your card for use (in 4 easy steps!)

1

Check your system requirements. Login to your school's ExamSoft URL (above).

2

Download/register SofTest. Activate your license by entering the code above.

3

On exam day, make sure your laptop is fully charged (bring your power cable).

4

After the exam, connect to the Internet, launch SofTest; and your exam(s) will upload.

EXAM TAKER ACTIVATION CARD SYSTEM REQUIREMENTS

System requirements are subject to change. For the most current requirements, please visit examsoft.com/msr or by accessing the QR code below.



TECHNICAL SUPPORT

support@examsoft.com or call 866-429-8889

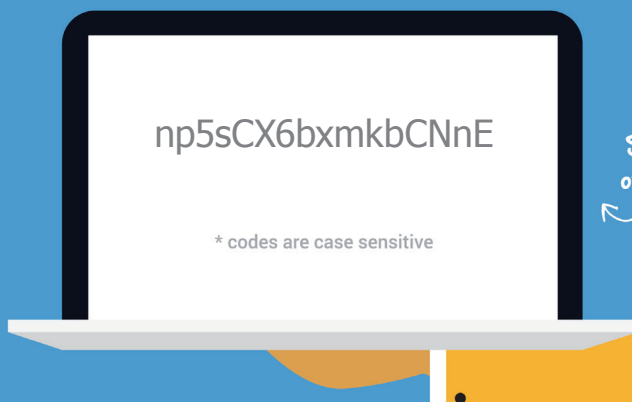


©2017 ExamSoft Worldwide, Inc.



EXAM TAKER ACTIVATION CARD

To activate, scratch off the code below, and enter it at:
<http://www.examssoft.com/seminolenursing>



How to activate your card for use (in 4 easy steps!)

1

Check your system requirements. Login to your school's ExamSoft URL (above).

2

Download/register SofTest. Activate your license by entering the code above.

3

On exam day, make sure your laptop is fully charged (bring your power cable).

4

After the exam, connect to the Internet, launch SofTest; and your exam(s) will upload.

EXAM TAKER ACTIVATION CARD SYSTEM REQUIREMENTS

System requirements are subject to change. For the most current requirements, please visit examsoft.com/msr or by accessing the QR code below.



TECHNICAL SUPPORT

support@examsoft.com or call 866-429-8889

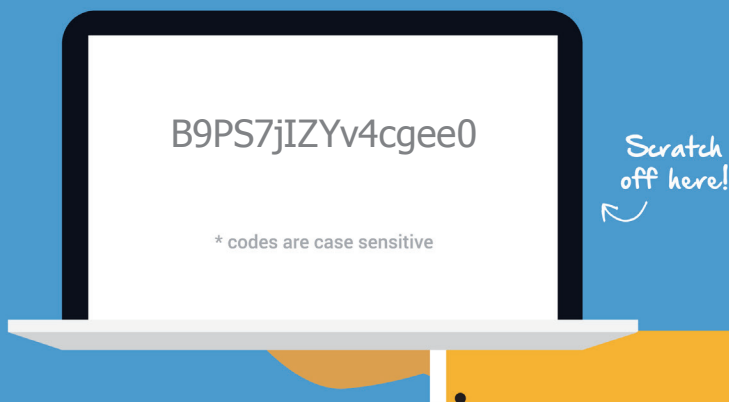


©2017 ExamSoft Worldwide, Inc.



EXAM TAKER ACTIVATION CARD

To activate, scratch off the code below, and enter it at:
<http://www.examssoft.com/seminolenursing>



How to activate your card for use (in 4 easy steps!)

1

Check your system requirements. Login to your school's ExamSoft URL (above).

2

Download/register SofTest. Activate your license by entering the code above.

3

On exam day, make sure your laptop is fully charged (bring your power cable).

4

After the exam, connect to the Internet, launch SofTest; and your exam(s) will upload.

EXAM TAKER ACTIVATION CARD SYSTEM REQUIREMENTS

System requirements are subject to change. For the most current requirements, please visit examsoft.com/msr or by accessing the QR code below.



TECHNICAL SUPPORT

support@examsoft.com or call 866-429-8889

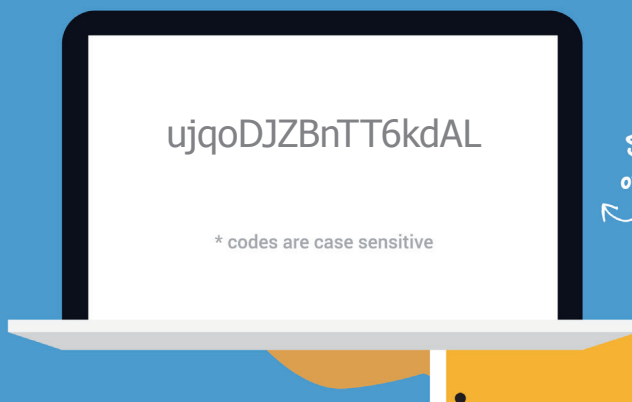


©2017 ExamSoft Worldwide, Inc.



EXAM TAKER ACTIVATION CARD

To activate, scratch off the code below, and enter it at:
<http://www.examssoft.com/seminolenursing>



How to activate your card for use (in 4 easy steps!)

1

Check your system requirements. Login to your school's ExamSoft URL (above).

2

Download/register SofTest. Activate your license by entering the code above.

3

On exam day, make sure your laptop is fully charged (bring your power cable).

4

After the exam, connect to the Internet, launch SofTest; and your exam(s) will upload.

EXAM TAKER ACTIVATION CARD SYSTEM REQUIREMENTS

System requirements are subject to change. For the most current requirements, please visit examsoft.com/msr or by accessing the QR code below.



TECHNICAL SUPPORT

support@examsoft.com or call 866-429-8889

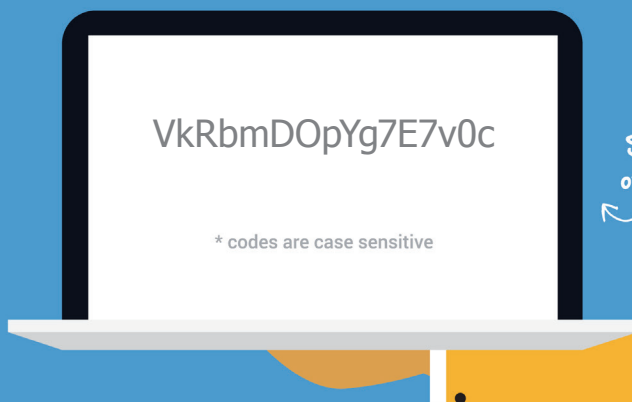


©2017 ExamSoft Worldwide, Inc.



EXAM TAKER ACTIVATION CARD

To activate, scratch off the code below, and enter it at:
<http://www.examssoft.com/seminolenursing>



How to activate your card for use (in 4 easy steps!)

1

Check your system requirements. Login to your school's ExamSoft URL (above).

2

Download/register SofTest. Activate your license by entering the code above.

3

On exam day, make sure your laptop is fully charged (bring your power cable).

4

After the exam, connect to the Internet, launch SofTest; and your exam(s) will upload.

EXAM TAKER ACTIVATION CARD SYSTEM REQUIREMENTS

System requirements are subject to change. For the most current requirements, please visit examsoft.com/msr or by accessing the QR code below.



TECHNICAL SUPPORT

support@examsoft.com or call 866-429-8889

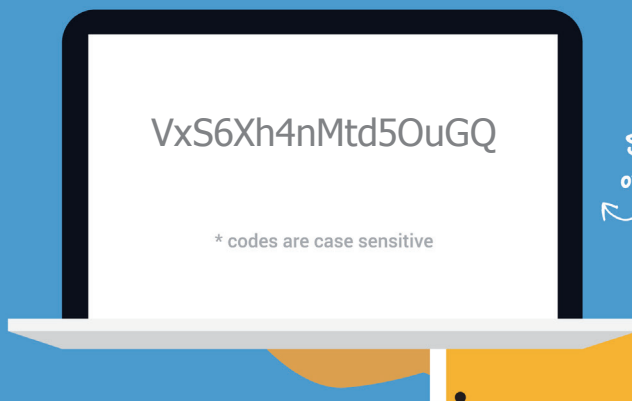


©2017 ExamSoft Worldwide, Inc.



EXAM TAKER ACTIVATION CARD

To activate, scratch off the code below, and enter it at:
<http://www.examssoft.com/seminolenursing>



How to activate your card for use (in 4 easy steps!)

1

Check your system requirements. Login to your school's ExamSoft URL (above).

2

Download/register SofTest. Activate your license by entering the code above.

3

On exam day, make sure your laptop is fully charged (bring your power cable).

4

After the exam, connect to the Internet, launch SofTest; and your exam(s) will upload.

EXAM TAKER ACTIVATION CARD SYSTEM REQUIREMENTS

System requirements are subject to change. For the most current requirements, please visit examsoft.com/msr or by accessing the QR code below.



TECHNICAL SUPPORT

support@examsoft.com or call 866-429-8889

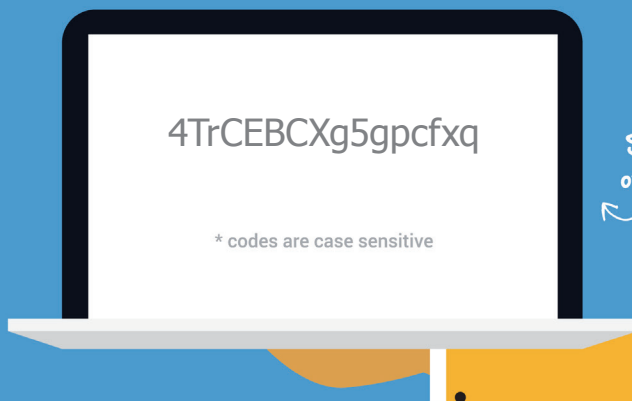


©2017 ExamSoft Worldwide, Inc.



EXAM TAKER ACTIVATION CARD

To activate, scratch off the code below, and enter it at:
<http://www.examssoft.com/seminolenursing>



How to activate your card for use (in 4 easy steps!)

1

Check your system requirements. Login to your school's ExamSoft URL (above).

2

Download/register SofTest. Activate your license by entering the code above.

3

On exam day, make sure your laptop is fully charged (bring your power cable).

4

After the exam, connect to the Internet, launch SofTest; and your exam(s) will upload.

EXAM TAKER ACTIVATION CARD SYSTEM REQUIREMENTS

System requirements are subject to change. For the most current requirements, please visit examsoft.com/msr or by accessing the QR code below.



TECHNICAL SUPPORT

support@examsoft.com or call 866-429-8889

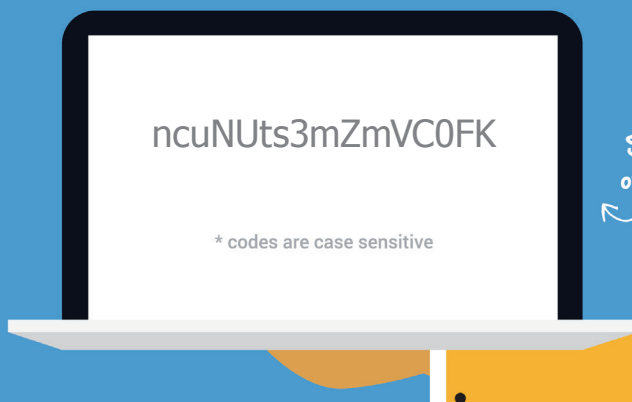


©2017 ExamSoft Worldwide, Inc.



EXAM TAKER ACTIVATION CARD

To activate, scratch off the code below, and enter it at:
<http://www.examssoft.com/seminolenursing>



How to activate your card for use (in 4 easy steps!)

1

Check your system requirements. Login to your school's ExamSoft URL (above).

2

Download/register SofTest. Activate your license by entering the code above.

3

On exam day, make sure your laptop is fully charged (bring your power cable).

4

After the exam, connect to the Internet, launch SofTest; and your exam(s) will upload.

EXAM TAKER ACTIVATION CARD SYSTEM REQUIREMENTS

System requirements are subject to change. For the most current requirements, please visit examsoft.com/msr or by accessing the QR code below.



TECHNICAL SUPPORT

support@examsoft.com or call 866-429-8889

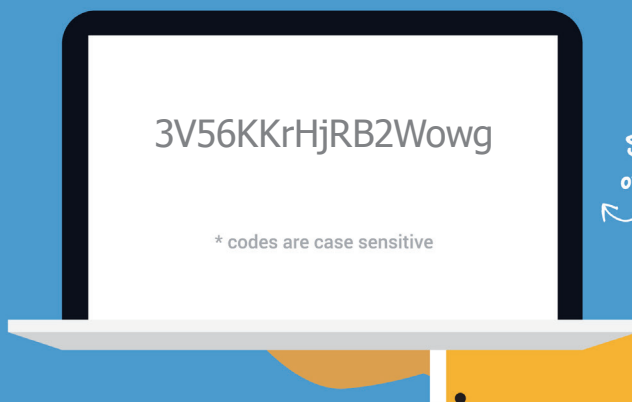


©2017 ExamSoft Worldwide, Inc.



EXAM TAKER ACTIVATION CARD

To activate, scratch off the code below, and enter it at:
<http://www.examssoft.com/seminolenursing>



How to activate your card for use (in 4 easy steps!)

1

Check your system requirements. Login to your school's ExamSoft URL (above).

2

Download/register SofTest. Activate your license by entering the code above.

3

On exam day, make sure your laptop is fully charged (bring your power cable).

4

After the exam, connect to the Internet, launch SofTest; and your exam(s) will upload.

EXAM TAKER ACTIVATION CARD SYSTEM REQUIREMENTS

System requirements are subject to change. For the most current requirements, please visit examsoft.com/msr or by accessing the QR code below.



TECHNICAL SUPPORT

support@examsoft.com or call 866-429-8889

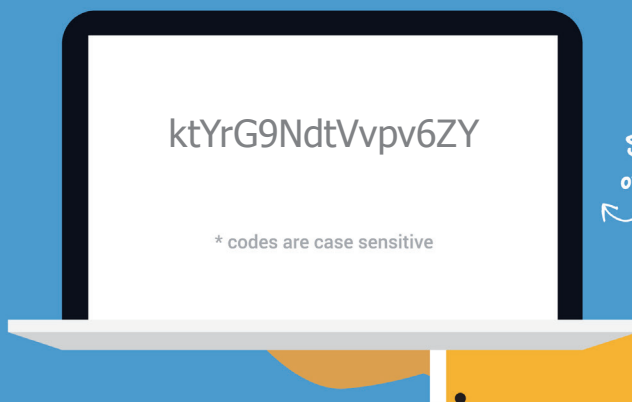


©2017 ExamSoft Worldwide, Inc.



EXAM TAKER ACTIVATION CARD

To activate, scratch off the code below, and enter it at:
<http://www.examssoft.com/seminolenursing>



How to activate your card for use (in 4 easy steps!)

1

Check your system requirements. Login to your school's ExamSoft URL (above).

2

Download/register SofTest. Activate your license by entering the code above.

3

On exam day, make sure your laptop is fully charged (bring your power cable).

4

After the exam, connect to the Internet, launch SofTest; and your exam(s) will upload.

EXAM TAKER ACTIVATION CARD SYSTEM REQUIREMENTS

System requirements are subject to change. For the most current requirements, please visit examsoft.com/msr or by accessing the QR code below.



TECHNICAL SUPPORT

support@examsoft.com or call 866-429-8889

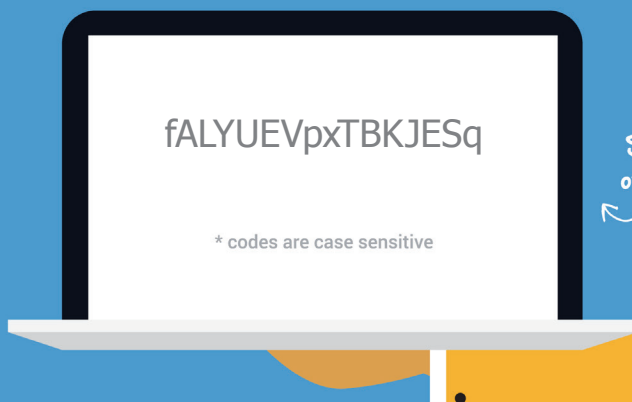


©2017 ExamSoft Worldwide, Inc.



EXAM TAKER ACTIVATION CARD

To activate, scratch off the code below, and enter it at:
<http://www.examssoft.com/seminolenursing>



How to activate your card for use (in 4 easy steps!)

1

Check your system requirements. Login to your school's ExamSoft URL (above).

2

Download/register SofTest. Activate your license by entering the code above.

3

On exam day, make sure your laptop is fully charged (bring your power cable).

4

After the exam, connect to the Internet, launch SofTest; and your exam(s) will upload.

EXAM TAKER ACTIVATION CARD SYSTEM REQUIREMENTS

System requirements are subject to change. For the most current requirements, please visit examsoft.com/msr or by accessing the QR code below.



TECHNICAL SUPPORT

support@examsoft.com or call 866-429-8889

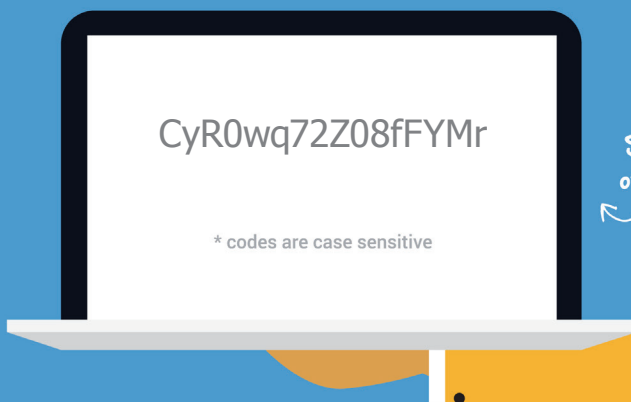


©2017 ExamSoft Worldwide, Inc.



EXAM TAKER ACTIVATION CARD

To activate, scratch off the code below, and enter it at:
<http://www.examssoft.com/seminolenursing>



How to activate your card for use (in 4 easy steps!)

1

Check your system requirements. Login to your school's ExamSoft URL (above).

2

Download/register SofTest. Activate your license by entering the code above.

3

On exam day, make sure your laptop is fully charged (bring your power cable).

4

After the exam, connect to the Internet, launch SofTest; and your exam(s) will upload.

EXAM TAKER ACTIVATION CARD SYSTEM REQUIREMENTS

System requirements are subject to change. For the most current requirements, please visit examsoft.com/msr or by accessing the QR code below.



TECHNICAL SUPPORT

support@examsoft.com or call 866-429-8889

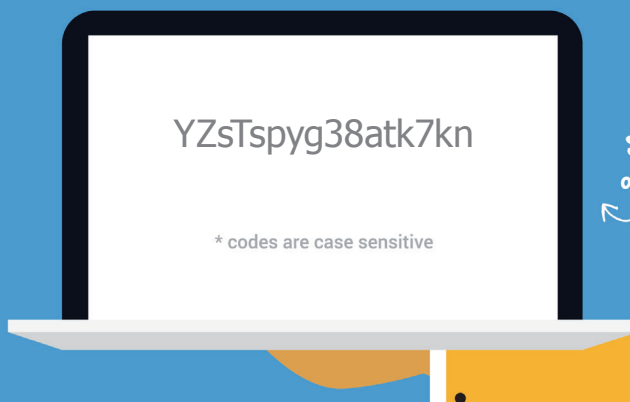


©2017 ExamSoft Worldwide, Inc.



EXAM TAKER ACTIVATION CARD

To activate, scratch off the code below, and enter it at:
<http://www.examssoft.com/seminolenursing>



How to activate your card for use (in 4 easy steps!)

1

Check your system requirements. Login to your school's ExamSoft URL (above).

2

Download/register SofTest. Activate your license by entering the code above.

3

On exam day, make sure your laptop is fully charged (bring your power cable).

4

After the exam, connect to the Internet, launch SofTest; and your exam(s) will upload.

EXAM TAKER ACTIVATION CARD SYSTEM REQUIREMENTS

System requirements are subject to change. For the most current requirements, please visit examsoft.com/msr or by accessing the QR code below.



TECHNICAL SUPPORT

support@examsoft.com or call 866-429-8889

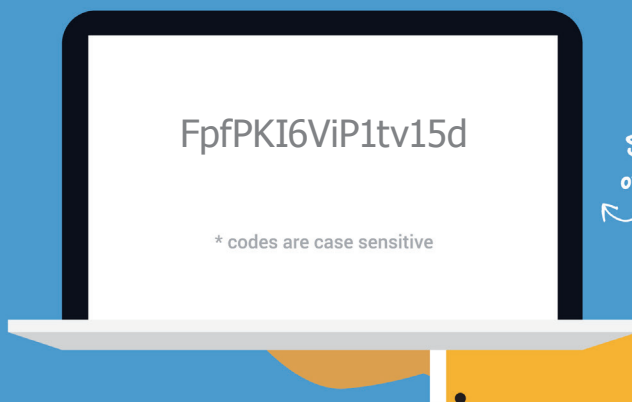


©2017 ExamSoft Worldwide, Inc.



EXAM TAKER ACTIVATION CARD

To activate, scratch off the code below, and enter it at:
<http://www.examssoft.com/seminolenursing>



How to activate your card for use (in 4 easy steps!)

1

Check your system requirements. Login to your school's ExamSoft URL (above).

2

Download/register SofTest. Activate your license by entering the code above.

3

On exam day, make sure your laptop is fully charged (bring your power cable).

4

After the exam, connect to the Internet, launch SofTest; and your exam(s) will upload.

EXAM TAKER ACTIVATION CARD SYSTEM REQUIREMENTS

System requirements are subject to change. For the most current requirements, please visit examsoft.com/msr or by accessing the QR code below.



TECHNICAL SUPPORT

support@examsoft.com or call 866-429-8889

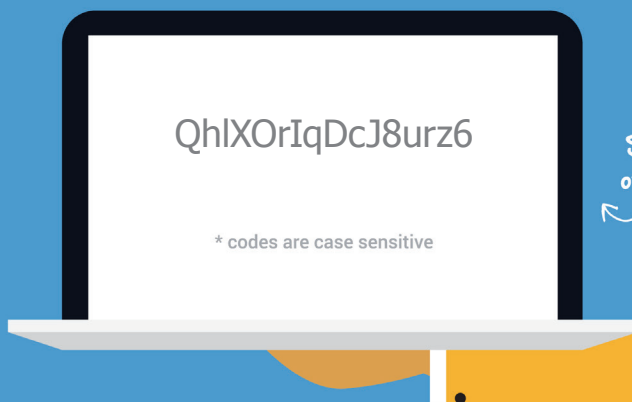


©2017 ExamSoft Worldwide, Inc.



EXAM TAKER ACTIVATION CARD

To activate, scratch off the code below, and enter it at:
<http://www.examssoft.com/seminolenursing>



How to activate your card for use (in 4 easy steps!)

1

Check your system requirements. Login to your school's ExamSoft URL (above).

2

Download/register SofTest. Activate your license by entering the code above.

3

On exam day, make sure your laptop is fully charged (bring your power cable).

4

After the exam, connect to the Internet, launch SofTest; and your exam(s) will upload.

EXAM TAKER ACTIVATION CARD SYSTEM REQUIREMENTS

System requirements are subject to change. For the most current requirements, please visit examsoft.com/msr or by accessing the QR code below.



TECHNICAL SUPPORT

support@examsoft.com or call 866-429-8889

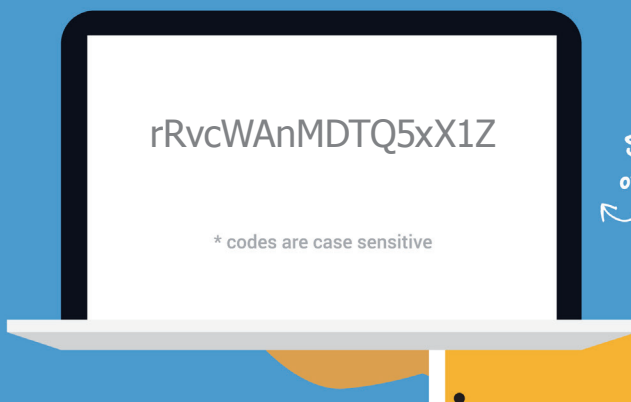


©2017 ExamSoft Worldwide, Inc.



EXAM TAKER ACTIVATION CARD

To activate, scratch off the code below, and enter it at:
<http://www.examssoft.com/seminolenursing>



How to activate your card for use (in 4 easy steps!)

1

Check your system requirements. Login to your school's ExamSoft URL (above).

2

Download/register SofTest. Activate your license by entering the code above.

3

On exam day, make sure your laptop is fully charged (bring your power cable).

4

After the exam, connect to the Internet, launch SofTest; and your exam(s) will upload.

EXAM TAKER ACTIVATION CARD SYSTEM REQUIREMENTS

System requirements are subject to change. For the most current requirements, please visit examsoft.com/msr or by accessing the QR code below.



TECHNICAL SUPPORT

support@examsoft.com or call 866-429-8889

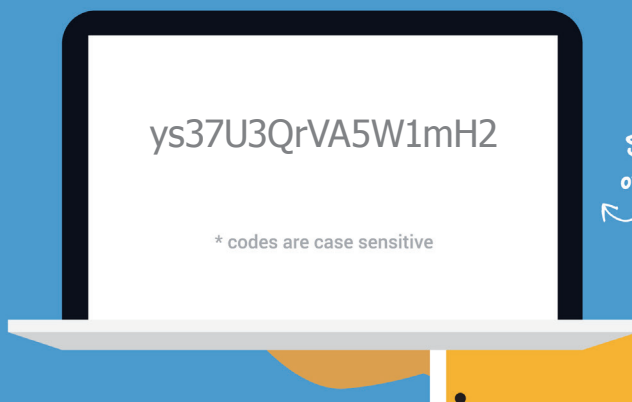


©2017 ExamSoft Worldwide, Inc.



EXAM TAKER ACTIVATION CARD

To activate, scratch off the code below, and enter it at:
<http://www.examssoft.com/seminolenursing>



How to activate your card for use (in 4 easy steps!)

1

Check your system requirements. Login to your school's ExamSoft URL (above).

2

Download/register SofTest. Activate your license by entering the code above.

3

On exam day, make sure your laptop is fully charged (bring your power cable).

4

After the exam, connect to the Internet, launch SofTest; and your exam(s) will upload.

EXAM TAKER ACTIVATION CARD SYSTEM REQUIREMENTS

System requirements are subject to change. For the most current requirements, please visit examsoft.com/msr or by accessing the QR code below.



TECHNICAL SUPPORT

support@examsoft.com or call 866-429-8889

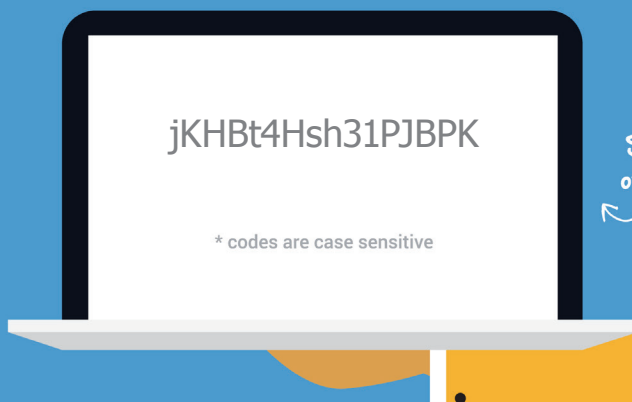


©2017 ExamSoft Worldwide, Inc.



EXAM TAKER ACTIVATION CARD

To activate, scratch off the code below, and enter it at:
<http://www.examssoft.com/seminolenursing>



How to activate your card for use (in 4 easy steps!)

1

Check your system requirements. Login to your school's ExamSoft URL (above).

2

Download/register SofTest. Activate your license by entering the code above.

3

On exam day, make sure your laptop is fully charged (bring your power cable).

4

After the exam, connect to the Internet, launch SofTest; and your exam(s) will upload.

EXAM TAKER ACTIVATION CARD SYSTEM REQUIREMENTS

System requirements are subject to change. For the most current requirements, please visit examsoft.com/msr or by accessing the QR code below.



TECHNICAL SUPPORT

support@examsoft.com or call 866-429-8889

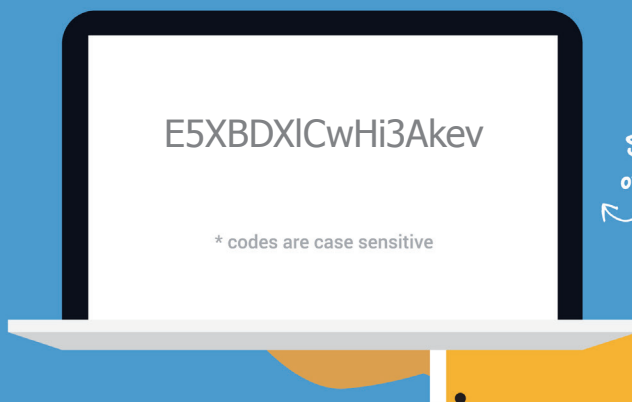


©2017 ExamSoft Worldwide, Inc.



EXAM TAKER ACTIVATION CARD

To activate, scratch off the code below, and enter it at:
<http://www.examssoft.com/seminolenursing>



How to activate your card for use (in 4 easy steps!)

1

Check your system requirements. Login to your school's ExamSoft URL (above).

2

Download/register SofTest. Activate your license by entering the code above.

3

On exam day, make sure your laptop is fully charged (bring your power cable).

4

After the exam, connect to the Internet, launch SofTest; and your exam(s) will upload.

EXAM TAKER ACTIVATION CARD SYSTEM REQUIREMENTS

System requirements are subject to change. For the most current requirements, please visit examsoft.com/msr or by accessing the QR code below.



TECHNICAL SUPPORT

support@examsoft.com or call 866-429-8889

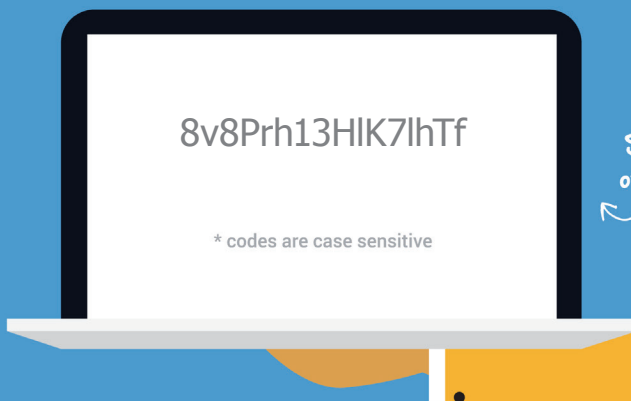


©2017 ExamSoft Worldwide, Inc.



EXAM TAKER ACTIVATION CARD

To activate, scratch off the code below, and enter it at:
<http://www.examssoft.com/seminolenursing>



How to activate your card for use (in 4 easy steps!)

1

Check your system requirements. Login to your school's ExamSoft URL (above).

2

Download/register SofTest. Activate your license by entering the code above.

3

On exam day, make sure your laptop is fully charged (bring your power cable).

4

After the exam, connect to the Internet, launch SofTest; and your exam(s) will upload.

EXAM TAKER ACTIVATION CARD SYSTEM REQUIREMENTS

System requirements are subject to change. For the most current requirements, please visit examsoft.com/msr or by accessing the QR code below.



TECHNICAL SUPPORT

support@examsoft.com or call 866-429-8889

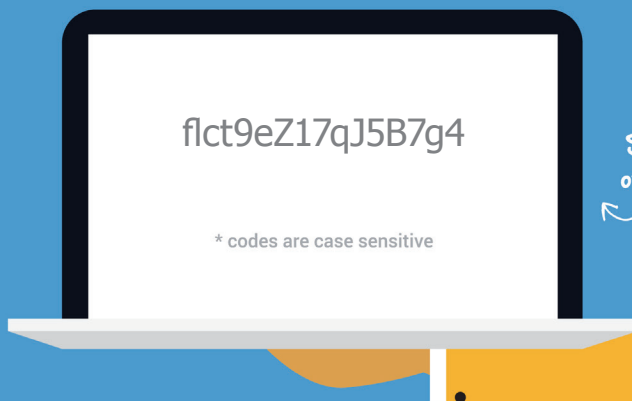


©2017 ExamSoft Worldwide, Inc.



EXAM TAKER ACTIVATION CARD

To activate, scratch off the code below, and enter it at:
<http://www.examssoft.com/seminolenursing>



How to activate your card for use (in 4 easy steps!)

1

Check your system requirements. Login to your school's ExamSoft URL (above).

2

Download/register SofTest. Activate your license by entering the code above.

3

On exam day, make sure your laptop is fully charged (bring your power cable).

4

After the exam, connect to the Internet, launch SofTest; and your exam(s) will upload.

EXAM TAKER ACTIVATION CARD SYSTEM REQUIREMENTS

System requirements are subject to change. For the most current requirements, please visit examsoft.com/msr or by accessing the QR code below.



TECHNICAL SUPPORT

support@examsoft.com or call 866-429-8889

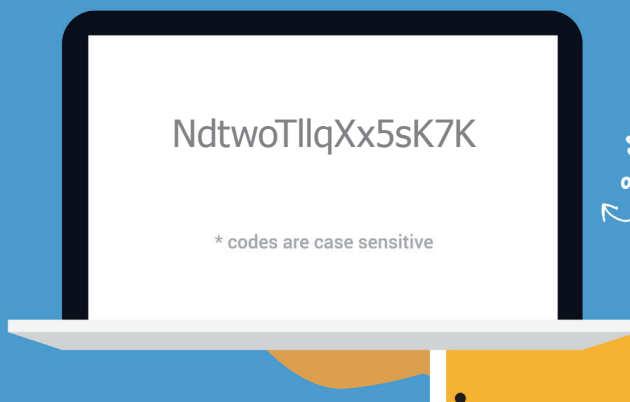


©2017 ExamSoft Worldwide, Inc.



EXAM TAKER ACTIVATION CARD

To activate, scratch off the code below, and enter it at:
<http://www.examssoft.com/seminolenursing>



How to activate your card for use (in 4 easy steps!)

1

Check your system requirements. Login to your school's ExamSoft URL (above).

2

Download/register SofTest. Activate your license by entering the code above.

3

On exam day, make sure your laptop is fully charged (bring your power cable).

4

After the exam, connect to the Internet, launch SofTest; and your exam(s) will upload.

EXAM TAKER ACTIVATION CARD SYSTEM REQUIREMENTS

System requirements are subject to change. For the most current requirements, please visit examsoft.com/msr or by accessing the QR code below.



TECHNICAL SUPPORT

support@examsoft.com or call 866-429-8889

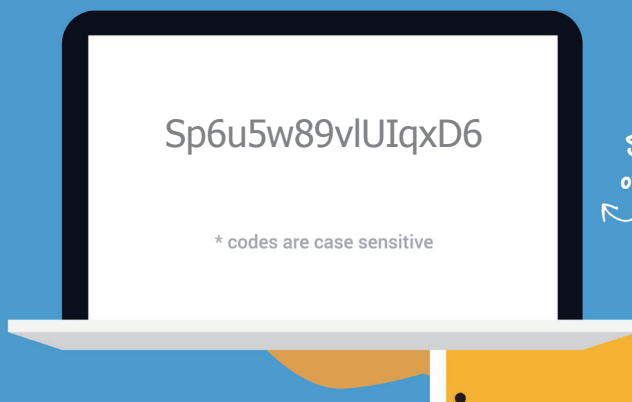


©2017 ExamSoft Worldwide, Inc.



EXAM TAKER ACTIVATION CARD

To activate, scratch off the code below, and enter it at:
<http://www.examssoft.com/seminolenursing>



How to activate your card for use (in 4 easy steps!)

1

Check your system requirements. Login to your school's ExamSoft URL (above).

2

Download/register SofTest. Activate your license by entering the code above.

3

On exam day, make sure your laptop is fully charged (bring your power cable).

4

After the exam, connect to the Internet, launch SofTest; and your exam(s) will upload.

EXAM TAKER ACTIVATION CARD SYSTEM REQUIREMENTS

System requirements are subject to change. For the most current requirements, please visit examsoft.com/msr or by accessing the QR code below.



TECHNICAL SUPPORT

support@examsoft.com or call 866-429-8889

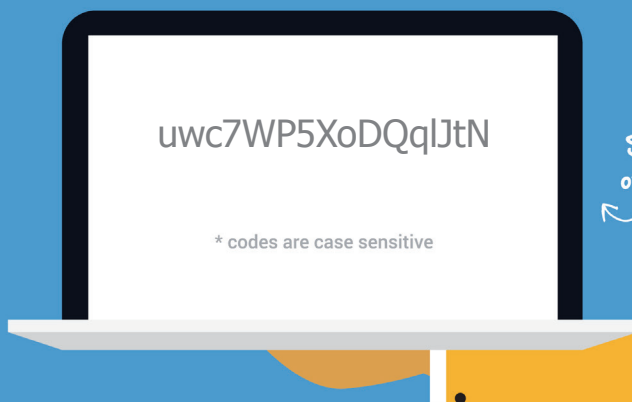


©2017 ExamSoft Worldwide, Inc.



EXAM TAKER ACTIVATION CARD

To activate, scratch off the code below, and enter it at:
<http://www.examssoft.com/seminolenursing>



How to activate your card for use (in 4 easy steps!)

1

Check your system requirements. Login to your school's ExamSoft URL (above).

2

Download/register SofTest. Activate your license by entering the code above.

3

On exam day, make sure your laptop is fully charged (bring your power cable).

4

After the exam, connect to the Internet, launch SofTest; and your exam(s) will upload.

EXAM TAKER ACTIVATION CARD SYSTEM REQUIREMENTS

System requirements are subject to change. For the most current requirements, please visit examsoft.com/msr or by accessing the QR code below.



TECHNICAL SUPPORT

support@examsoft.com or call 866-429-8889

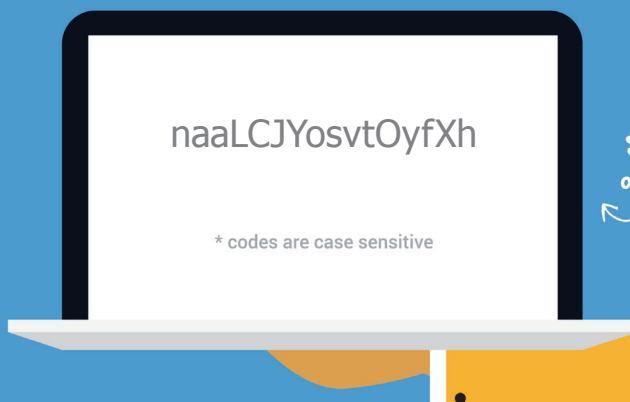


©2017 ExamSoft Worldwide, Inc.



EXAM TAKER ACTIVATION CARD

To activate, scratch off the code below, and enter it at:
<http://www.examssoft.com/seminolenursing>



How to activate your card for use (in 4 easy steps!)

1

Check your system requirements. Login to your school's ExamSoft URL (above).

2

Download/register SofTest. Activate your license by entering the code above.

3

On exam day, make sure your laptop is fully charged (bring your power cable).

4

After the exam, connect to the Internet, launch SofTest; and your exam(s) will upload.

EXAM TAKER ACTIVATION CARD SYSTEM REQUIREMENTS

System requirements are subject to change. For the most current requirements, please visit examsoft.com/msr or by accessing the QR code below.



TECHNICAL SUPPORT

support@examsoft.com or call 866-429-8889

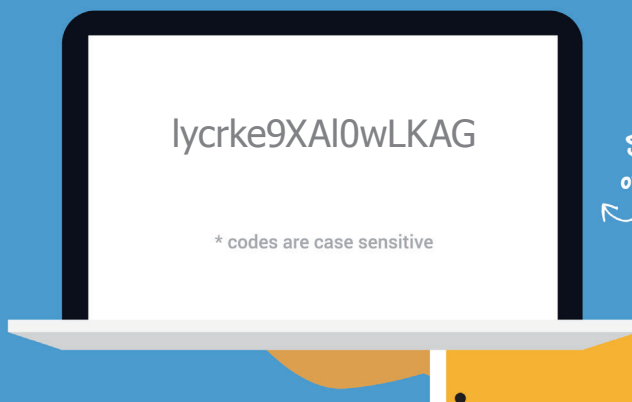


©2017 ExamSoft Worldwide, Inc.



EXAM TAKER ACTIVATION CARD

To activate, scratch off the code below, and enter it at:
<http://www.examssoft.com/seminolenursing>



How to activate your card for use (in 4 easy steps!)

1

Check your system requirements. Login to your school's ExamSoft URL (above).

2

Download/register SofTest. Activate your license by entering the code above.

3

On exam day, make sure your laptop is fully charged (bring your power cable).

4

After the exam, connect to the Internet, launch SofTest; and your exam(s) will upload.

EXAM TAKER ACTIVATION CARD SYSTEM REQUIREMENTS

System requirements are subject to change. For the most current requirements, please visit examsoft.com/msr or by accessing the QR code below.



TECHNICAL SUPPORT

support@examsoft.com or call 866-429-8889

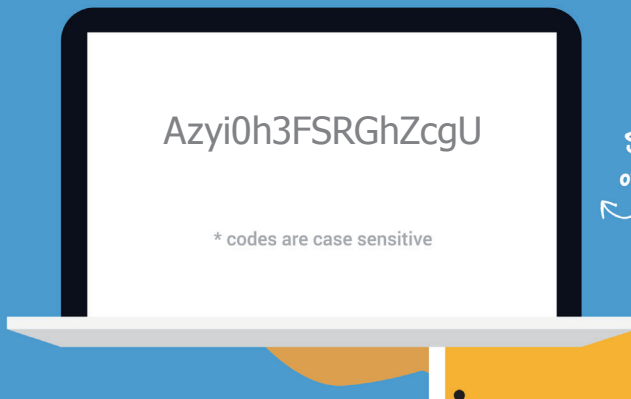


©2017 ExamSoft Worldwide, Inc.



EXAM TAKER ACTIVATION CARD

To activate, scratch off the code below, and enter it at:
<http://www.examssoft.com/seminolenursing>



How to activate your card for use (in 4 easy steps!)

1

Check your system requirements. Login to your school's ExamSoft URL (above).

2

Download/register SofTest. Activate your license by entering the code above.

3

On exam day, make sure your laptop is fully charged (bring your power cable).

4

After the exam, connect to the Internet, launch SofTest; and your exam(s) will upload.

EXAM TAKER ACTIVATION CARD SYSTEM REQUIREMENTS

System requirements are subject to change. For the most current requirements, please visit examsoft.com/msr or by accessing the QR code below.



TECHNICAL SUPPORT

support@examsoft.com or call 866-429-8889

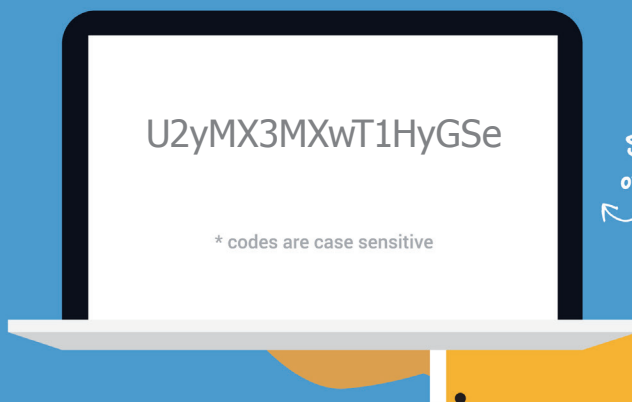


©2017 ExamSoft Worldwide, Inc.



EXAM TAKER ACTIVATION CARD

To activate, scratch off the code below, and enter it at:
<http://www.examssoft.com/seminolenursing>



How to activate your card for use (in 4 easy steps!)

1

Check your system requirements. Login to your school's ExamSoft URL (above).

2

Download/register SofTest. Activate your license by entering the code above.

3

On exam day, make sure your laptop is fully charged (bring your power cable).

4

After the exam, connect to the Internet, launch SofTest; and your exam(s) will upload.

EXAM TAKER ACTIVATION CARD SYSTEM REQUIREMENTS

System requirements are subject to change. For the most current requirements, please visit examsoft.com/msr or by accessing the QR code below.



TECHNICAL SUPPORT

support@examsoft.com or call 866-429-8889

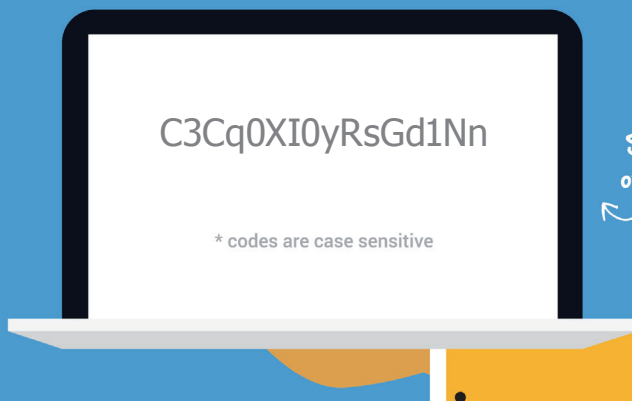


©2017 ExamSoft Worldwide, Inc.



EXAM TAKER ACTIVATION CARD

To activate, scratch off the code below, and enter it at:
<http://www.examssoft.com/seminolenursing>



How to activate your card for use (in 4 easy steps!)

1

Check your system requirements. Login to your school's ExamSoft URL (above).

2

Download/register SofTest. Activate your license by entering the code above.

3

On exam day, make sure your laptop is fully charged (bring your power cable).

4

After the exam, connect to the Internet, launch SofTest; and your exam(s) will upload.

EXAM TAKER ACTIVATION CARD SYSTEM REQUIREMENTS

System requirements are subject to change. For the most current requirements, please visit examsoft.com/msr or by accessing the QR code below.



TECHNICAL SUPPORT

support@examsoft.com or call 866-429-8889

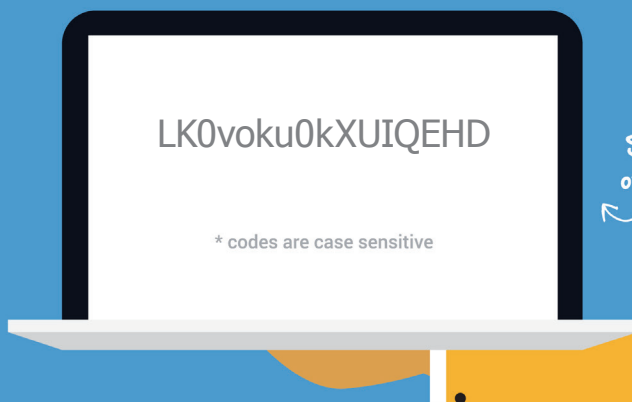


©2017 ExamSoft Worldwide, Inc.



EXAM TAKER ACTIVATION CARD

To activate, scratch off the code below, and enter it at:
<http://www.examssoft.com/seminolenursing>



How to activate your card for use (in 4 easy steps!)

1

Check your system requirements. Login to your school's ExamSoft URL (above).

2

Download/register SofTest. Activate your license by entering the code above.

3

On exam day, make sure your laptop is fully charged (bring your power cable).

4

After the exam, connect to the Internet, launch SofTest; and your exam(s) will upload.

EXAM TAKER ACTIVATION CARD SYSTEM REQUIREMENTS

System requirements are subject to change. For the most current requirements, please visit examsoft.com/msr or by accessing the QR code below.



TECHNICAL SUPPORT

support@examsoft.com or call 866-429-8889

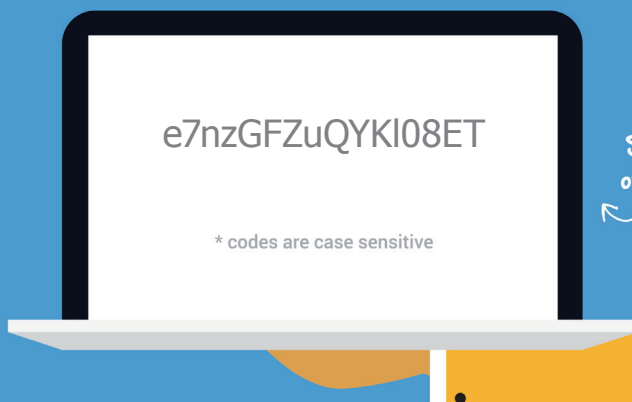


©2017 ExamSoft Worldwide, Inc.



EXAM TAKER ACTIVATION CARD

To activate, scratch off the code below, and enter it at:
<http://www.examssoft.com/seminolenursing>



How to activate your card for use (in 4 easy steps!)

1

Check your system requirements. Login to your school's ExamSoft URL (above).

2

Download/register SofTest. Activate your license by entering the code above.

3

On exam day, make sure your laptop is fully charged (bring your power cable).

4

After the exam, connect to the Internet, launch SofTest; and your exam(s) will upload.

EXAM TAKER ACTIVATION CARD SYSTEM REQUIREMENTS

System requirements are subject to change. For the most current requirements, please visit examsoft.com/msr or by accessing the QR code below.



TECHNICAL SUPPORT

support@examsoft.com or call 866-429-8889

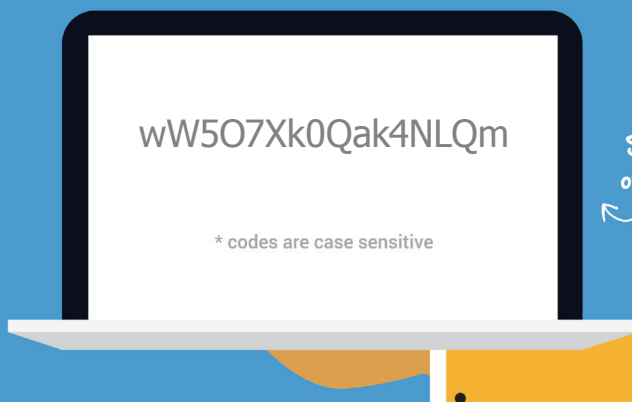


©2017 ExamSoft Worldwide, Inc.



EXAM TAKER ACTIVATION CARD

To activate, scratch off the code below, and enter it at:
<http://www.examssoft.com/seminolenursing>



How to activate your card for use (in 4 easy steps!)

1

Check your system requirements. Login to your school's ExamSoft URL (above).

2

Download/register SofTest. Activate your license by entering the code above.

3

On exam day, make sure your laptop is fully charged (bring your power cable).

4

After the exam, connect to the Internet, launch SofTest; and your exam(s) will upload.

EXAM TAKER ACTIVATION CARD SYSTEM REQUIREMENTS

System requirements are subject to change. For the most current requirements, please visit examsoft.com/msr or by accessing the QR code below.



TECHNICAL SUPPORT

support@examsoft.com or call 866-429-8889

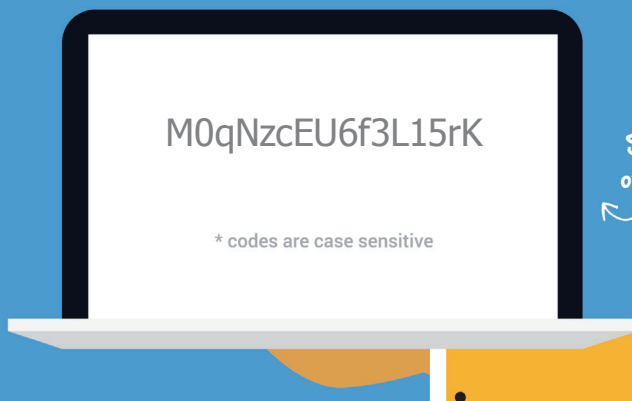


©2017 ExamSoft Worldwide, Inc.



EXAM TAKER ACTIVATION CARD

To activate, scratch off the code below, and enter it at:
<http://www.examssoft.com/seminolenursing>



How to activate your card for use (in 4 easy steps!)

1

Check your system requirements. Login to your school's ExamSoft URL (above).

2

Download/register SofTest. Activate your license by entering the code above.

3

On exam day, make sure your laptop is fully charged (bring your power cable).

4

After the exam, connect to the Internet, launch SofTest; and your exam(s) will upload.

EXAM TAKER ACTIVATION CARD SYSTEM REQUIREMENTS

System requirements are subject to change. For the most current requirements, please visit examsoft.com/msr or by accessing the QR code below.



TECHNICAL SUPPORT

support@examsoft.com or call 866-429-8889

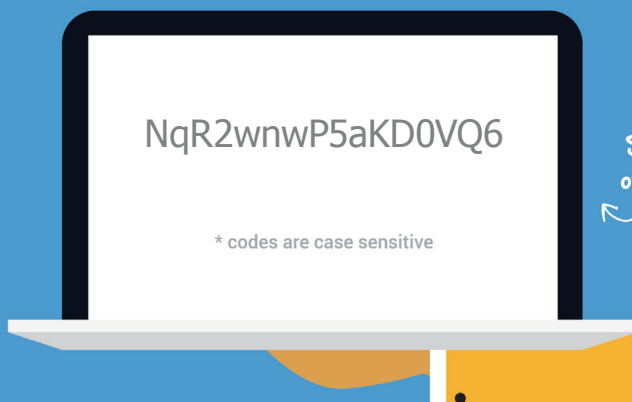


©2017 ExamSoft Worldwide, Inc.



EXAM TAKER ACTIVATION CARD

To activate, scratch off the code below, and enter it at:
<http://www.examssoft.com/seminolenursing>



How to activate your card for use (in 4 easy steps!)

1

Check your system requirements. Login to your school's ExamSoft URL (above).

2

Download/register SofTest. Activate your license by entering the code above.

3

On exam day, make sure your laptop is fully charged (bring your power cable).

4

After the exam, connect to the Internet, launch SofTest; and your exam(s) will upload.

EXAM TAKER ACTIVATION CARD SYSTEM REQUIREMENTS

System requirements are subject to change. For the most current requirements, please visit examsoft.com/msr or by accessing the QR code below.



TECHNICAL SUPPORT

support@examsoft.com or call 866-429-8889

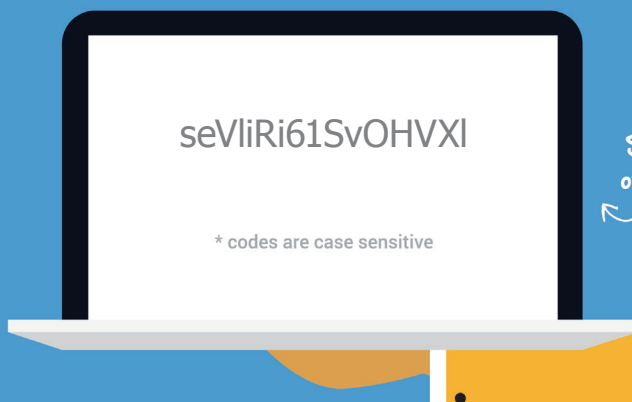


©2017 ExamSoft Worldwide, Inc.



EXAM TAKER ACTIVATION CARD

To activate, scratch off the code below, and enter it at:
<http://www.examssoft.com/seminolenursing>



How to activate your card for use (in 4 easy steps!)

1

Check your system requirements. Login to your school's ExamSoft URL (above).

2

Download/register SofTest. Activate your license by entering the code above.

3

On exam day, make sure your laptop is fully charged (bring your power cable).

4

After the exam, connect to the Internet, launch SofTest; and your exam(s) will upload.

EXAM TAKER ACTIVATION CARD SYSTEM REQUIREMENTS

System requirements are subject to change. For the most current requirements, please visit examsoft.com/msr or by accessing the QR code below.



TECHNICAL SUPPORT

support@examsoft.com or call 866-429-8889

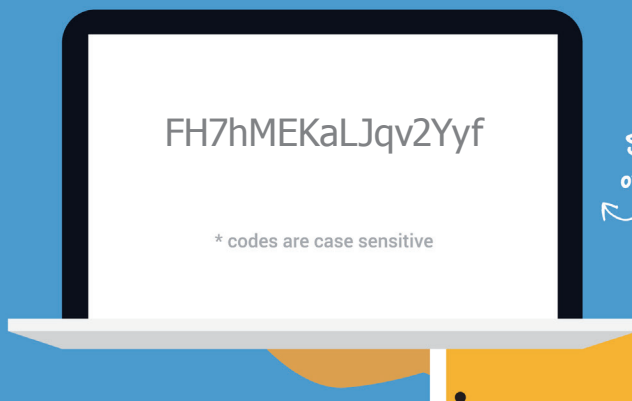


©2017 ExamSoft Worldwide, Inc.



EXAM TAKER ACTIVATION CARD

To activate, scratch off the code below, and enter it at:
<http://www.examssoft.com/seminolenursing>



How to activate your card for use (in 4 easy steps!)

1

Check your system requirements. Login to your school's ExamSoft URL (above).

2

Download/register SofTest. Activate your license by entering the code above.

3

On exam day, make sure your laptop is fully charged (bring your power cable).

4

After the exam, connect to the Internet, launch SofTest; and your exam(s) will upload.

EXAM TAKER ACTIVATION CARD SYSTEM REQUIREMENTS

System requirements are subject to change. For the most current requirements, please visit examsoft.com/msr or by accessing the QR code below.



TECHNICAL SUPPORT

support@examsoft.com or call 866-429-8889

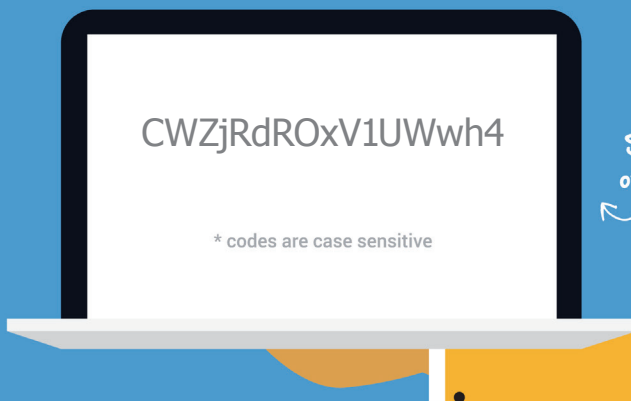


©2017 ExamSoft Worldwide, Inc.



EXAM TAKER ACTIVATION CARD

To activate, scratch off the code below, and enter it at:
<http://www.examssoft.com/seminolenursing>



How to activate your card for use (in 4 easy steps!)

1

Check your system requirements. Login to your school's ExamSoft URL (above).

2

Download/register SofTest. Activate your license by entering the code above.

3

On exam day, make sure your laptop is fully charged (bring your power cable).

4

After the exam, connect to the Internet, launch SofTest; and your exam(s) will upload.

EXAM TAKER ACTIVATION CARD SYSTEM REQUIREMENTS

System requirements are subject to change. For the most current requirements, please visit examsoft.com/msr or by accessing the QR code below.



TECHNICAL SUPPORT

support@examsoft.com or call 866-429-8889

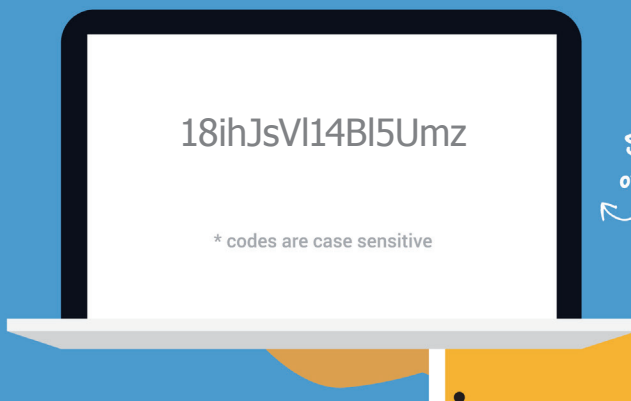


©2017 ExamSoft Worldwide, Inc.



EXAM TAKER ACTIVATION CARD

To activate, scratch off the code below, and enter it at:
<http://www.examssoft.com/seminolenursing>



How to activate your card for use (in 4 easy steps!)

1

Check your system requirements. Login to your school's ExamSoft URL (above).

2

Download/register SofTest. Activate your license by entering the code above.

3

On exam day, make sure your laptop is fully charged (bring your power cable).

4

After the exam, connect to the Internet, launch SofTest; and your exam(s) will upload.

EXAM TAKER ACTIVATION CARD SYSTEM REQUIREMENTS

System requirements are subject to change. For the most current requirements, please visit examsoft.com/msr or by accessing the QR code below.



TECHNICAL SUPPORT

support@examsoft.com or call 866-429-8889

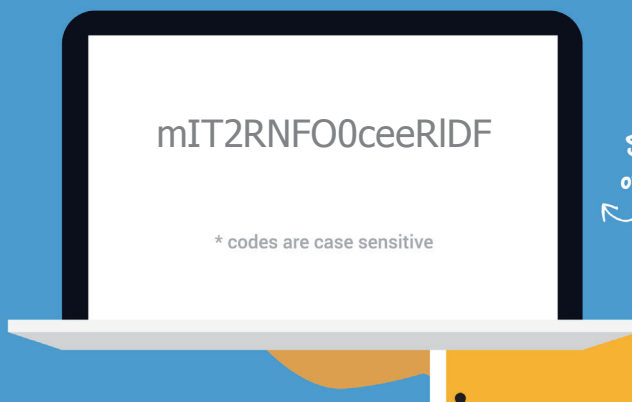


©2017 ExamSoft Worldwide, Inc.



EXAM TAKER ACTIVATION CARD

To activate, scratch off the code below, and enter it at:
<http://www.examssoft.com/seminolenursing>



How to activate your card for use (in 4 easy steps!)

1

Check your system requirements. Login to your school's ExamSoft URL (above).

2

Download/register SofTest. Activate your license by entering the code above.

3

On exam day, make sure your laptop is fully charged (bring your power cable).

4

After the exam, connect to the Internet, launch SofTest; and your exam(s) will upload.

EXAM TAKER ACTIVATION CARD SYSTEM REQUIREMENTS

System requirements are subject to change. For the most current requirements, please visit examsoft.com/msr or by accessing the QR code below.



TECHNICAL SUPPORT

support@examsoft.com or call 866-429-8889

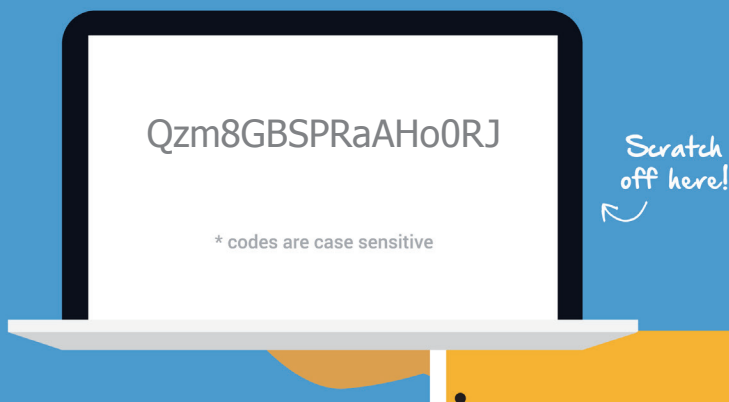


©2017 ExamSoft Worldwide, Inc.



EXAM TAKER ACTIVATION CARD

To activate, scratch off the code below, and enter it at:
<http://www.examssoft.com/seminolenursing>



How to activate your card for use (in 4 easy steps!)

1

Check your system requirements. Login to your school's ExamSoft URL (above).

2

Download/register SofTest. Activate your license by entering the code above.

3

On exam day, make sure your laptop is fully charged (bring your power cable).

4

After the exam, connect to the Internet, launch SofTest; and your exam(s) will upload.

EXAM TAKER ACTIVATION CARD SYSTEM REQUIREMENTS

System requirements are subject to change. For the most current requirements, please visit examsoft.com/msr or by accessing the QR code below.



TECHNICAL SUPPORT

support@examsoft.com or call 866-429-8889

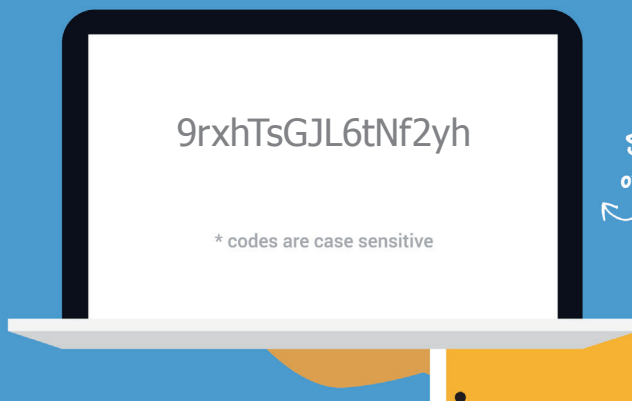


©2017 ExamSoft Worldwide, Inc.



EXAM TAKER ACTIVATION CARD

To activate, scratch off the code below, and enter it at:
<http://www.examssoft.com/seminolenursing>



How to activate your card for use (in 4 easy steps!)

1

Check your system requirements. Login to your school's ExamSoft URL (above).

2

Download/register SofTest. Activate your license by entering the code above.

3

On exam day, make sure your laptop is fully charged (bring your power cable).

4

After the exam, connect to the Internet, launch SofTest; and your exam(s) will upload.

EXAM TAKER ACTIVATION CARD SYSTEM REQUIREMENTS

System requirements are subject to change. For the most current requirements, please visit examsoft.com/msr or by accessing the QR code below.



TECHNICAL SUPPORT

support@examsoft.com or call 866-429-8889

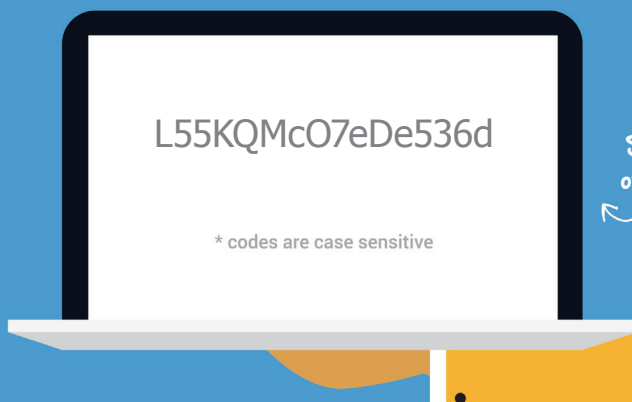


©2017 ExamSoft Worldwide, Inc.



EXAM TAKER ACTIVATION CARD

To activate, scratch off the code below, and enter it at:
<http://www.examssoft.com/seminolenursing>



How to activate your card for use (in 4 easy steps!)

1

Check your system requirements. Login to your school's ExamSoft URL (above).

2

Download/register SofTest. Activate your license by entering the code above.

3

On exam day, make sure your laptop is fully charged (bring your power cable).

4

After the exam, connect to the Internet, launch SofTest; and your exam(s) will upload.

EXAM TAKER ACTIVATION CARD SYSTEM REQUIREMENTS

System requirements are subject to change. For the most current requirements, please visit examsoft.com/msr or by accessing the QR code below.



TECHNICAL SUPPORT

support@examsoft.com or call 866-429-8889

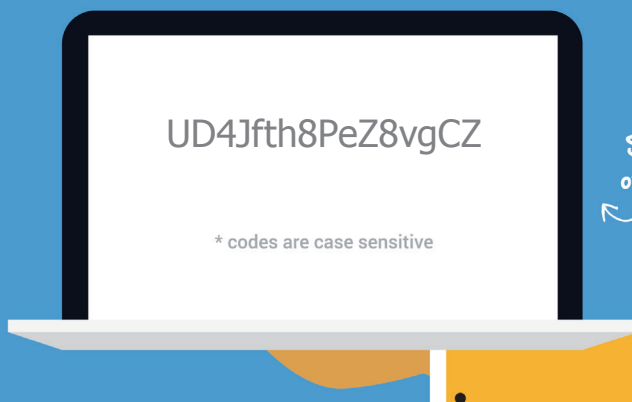


©2017 ExamSoft Worldwide, Inc.



EXAM TAKER ACTIVATION CARD

To activate, scratch off the code below, and enter it at:
<http://www.examssoft.com/seminolenursing>



How to activate your card for use (in 4 easy steps!)

1

Check your system requirements. Login to your school's ExamSoft URL (above).

2

Download/register SofTest. Activate your license by entering the code above.

3

On exam day, make sure your laptop is fully charged (bring your power cable).

4

After the exam, connect to the Internet, launch SofTest; and your exam(s) will upload.

EXAM TAKER ACTIVATION CARD SYSTEM REQUIREMENTS

System requirements are subject to change. For the most current requirements, please visit examsoft.com/msr or by accessing the QR code below.



TECHNICAL SUPPORT

support@examsoft.com or call 866-429-8889

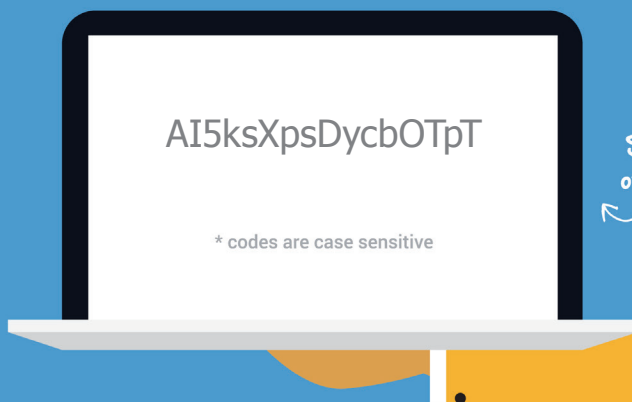


©2017 ExamSoft Worldwide, Inc.



EXAM TAKER ACTIVATION CARD

To activate, scratch off the code below, and enter it at:
<http://www.examssoft.com/seminolenursing>



How to activate your card for use (in 4 easy steps!)

1

Check your system requirements. Login to your school's ExamSoft URL (above).

2

Download/register SofTest. Activate your license by entering the code above.

3

On exam day, make sure your laptop is fully charged (bring your power cable).

4

After the exam, connect to the Internet, launch SofTest; and your exam(s) will upload.

EXAM TAKER ACTIVATION CARD SYSTEM REQUIREMENTS

System requirements are subject to change. For the most current requirements, please visit examsoft.com/msr or by accessing the QR code below.



TECHNICAL SUPPORT

support@examsoft.com or call 866-429-8889

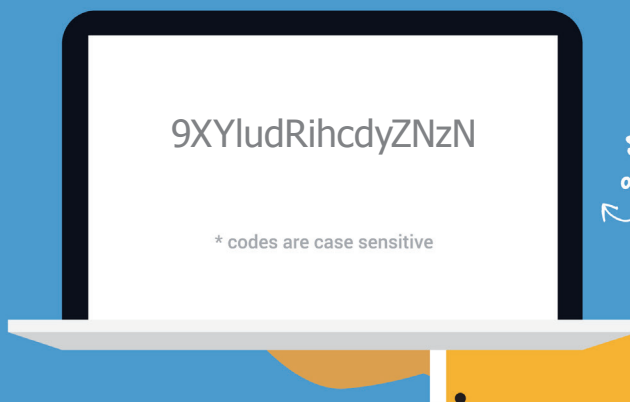


©2017 ExamSoft Worldwide, Inc.



EXAM TAKER ACTIVATION CARD

To activate, scratch off the code below, and enter it at:
<http://www.examssoft.com/seminolenursing>



How to activate your card for use (in 4 easy steps!)

1

Check your system requirements. Login to your school's ExamSoft URL (above).

2

Download/register SofTest. Activate your license by entering the code above.

3

On exam day, make sure your laptop is fully charged (bring your power cable).

4

After the exam, connect to the Internet, launch SofTest; and your exam(s) will upload.

EXAM TAKER ACTIVATION CARD SYSTEM REQUIREMENTS

System requirements are subject to change. For the most current requirements, please visit examsoft.com/msr or by accessing the QR code below.



TECHNICAL SUPPORT

support@examsoft.com or call 866-429-8889

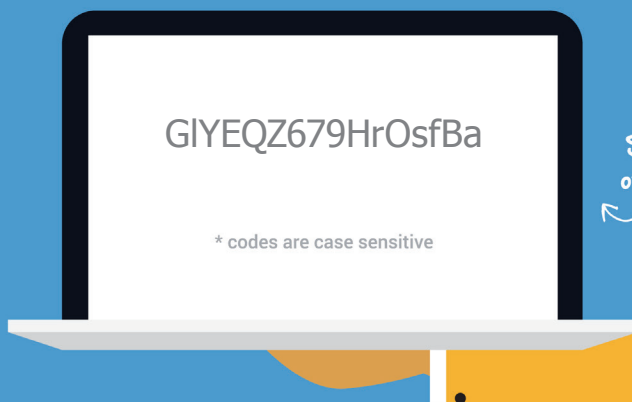


©2017 ExamSoft Worldwide, Inc.



EXAM TAKER ACTIVATION CARD

To activate, scratch off the code below, and enter it at:
<http://www.examssoft.com/seminolenursing>



How to activate your card for use (in 4 easy steps!)

1

Check your system requirements. Login to your school's ExamSoft URL (above).

2

Download/register SofTest. Activate your license by entering the code above.

3

On exam day, make sure your laptop is fully charged (bring your power cable).

4

After the exam, connect to the Internet, launch SofTest; and your exam(s) will upload.

EXAM TAKER ACTIVATION CARD SYSTEM REQUIREMENTS

System requirements are subject to change. For the most current requirements, please visit examsoft.com/msr or by accessing the QR code below.



TECHNICAL SUPPORT

support@examsoft.com or call 866-429-8889

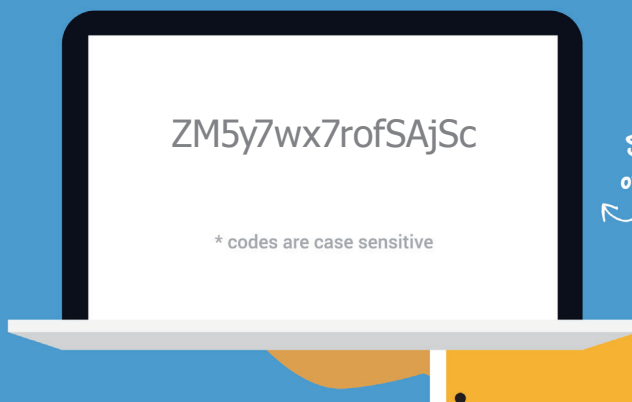


©2017 ExamSoft Worldwide, Inc.



EXAM TAKER ACTIVATION CARD

To activate, scratch off the code below, and enter it at:
<http://www.examssoft.com/seminolenursing>



How to activate your card for use (in 4 easy steps!)

1

Check your system requirements. Login to your school's ExamSoft URL (above).

2

Download/register SofTest. Activate your license by entering the code above.

3

On exam day, make sure your laptop is fully charged (bring your power cable).

4

After the exam, connect to the Internet, launch SofTest; and your exam(s) will upload.

EXAM TAKER ACTIVATION CARD SYSTEM REQUIREMENTS

System requirements are subject to change. For the most current requirements, please visit examsoft.com/msr or by accessing the QR code below.



TECHNICAL SUPPORT

support@examsoft.com or call 866-429-8889

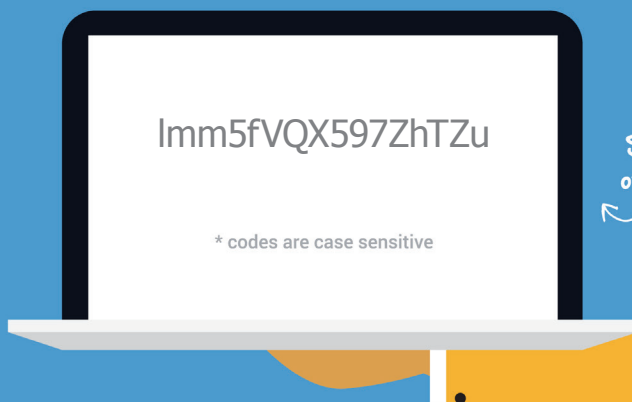


©2017 ExamSoft Worldwide, Inc.



EXAM TAKER ACTIVATION CARD

To activate, scratch off the code below, and enter it at:
<http://www.examssoft.com/seminolenursing>



How to activate your card for use (in 4 easy steps!)

1

Check your system requirements. Login to your school's ExamSoft URL (above).

2

Download/register SofTest. Activate your license by entering the code above.

3

On exam day, make sure your laptop is fully charged (bring your power cable).

4

After the exam, connect to the Internet, launch SofTest; and your exam(s) will upload.

EXAM TAKER ACTIVATION CARD SYSTEM REQUIREMENTS

System requirements are subject to change. For the most current requirements, please visit examsoft.com/msr or by accessing the QR code below.



TECHNICAL SUPPORT

support@examsoft.com or call 866-429-8889

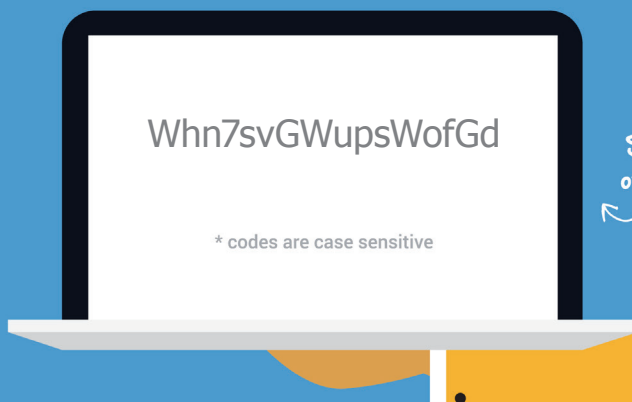


©2017 ExamSoft Worldwide, Inc.



EXAM TAKER ACTIVATION CARD

To activate, scratch off the code below, and enter it at:
<http://www.examssoft.com/seminolenursing>



How to activate your card for use (in 4 easy steps!)

1

Check your system requirements. Login to your school's ExamSoft URL (above).

2

Download/register SofTest. Activate your license by entering the code above.

3

On exam day, make sure your laptop is fully charged (bring your power cable).

4

After the exam, connect to the Internet, launch SofTest; and your exam(s) will upload.

EXAM TAKER ACTIVATION CARD SYSTEM REQUIREMENTS

System requirements are subject to change. For the most current requirements, please visit examsoft.com/msr or by accessing the QR code below.



TECHNICAL SUPPORT

support@examsoft.com or call 866-429-8889

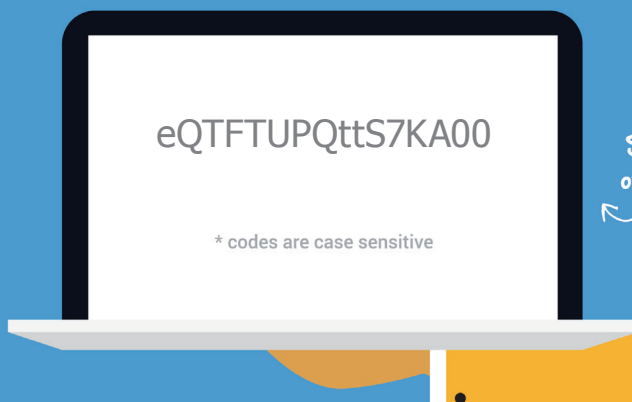


©2017 ExamSoft Worldwide, Inc.



EXAM TAKER ACTIVATION CARD

To activate, scratch off the code below, and enter it at:
<http://www.examssoft.com/seminolenursing>



How to activate your card for use (in 4 easy steps!)

1

Check your system requirements. Login to your school's ExamSoft URL (above).

2

Download/register SofTest. Activate your license by entering the code above.

3

On exam day, make sure your laptop is fully charged (bring your power cable).

4

After the exam, connect to the Internet, launch SofTest; and your exam(s) will upload.

EXAM TAKER ACTIVATION CARD SYSTEM REQUIREMENTS

System requirements are subject to change. For the most current requirements, please visit examsoft.com/msr or by accessing the QR code below.



TECHNICAL SUPPORT

support@examsoft.com or call 866-429-8889

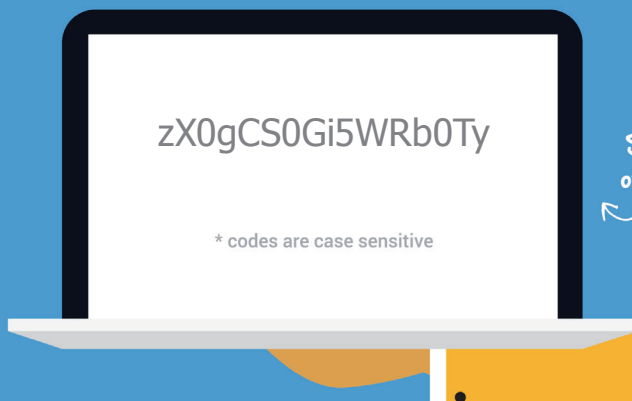


©2017 ExamSoft Worldwide, Inc.



EXAM TAKER ACTIVATION CARD

To activate, scratch off the code below, and enter it at:
<http://www.examssoft.com/seminolenursing>



How to activate your card for use (in 4 easy steps!)

1

Check your system requirements. Login to your school's ExamSoft URL (above).

2

Download/register SofTest. Activate your license by entering the code above.

3

On exam day, make sure your laptop is fully charged (bring your power cable).

4

After the exam, connect to the Internet, launch SofTest; and your exam(s) will upload.

EXAM TAKER ACTIVATION CARD SYSTEM REQUIREMENTS

System requirements are subject to change. For the most current requirements, please visit examsoft.com/msr or by accessing the QR code below.



TECHNICAL SUPPORT

support@examsoft.com or call 866-429-8889

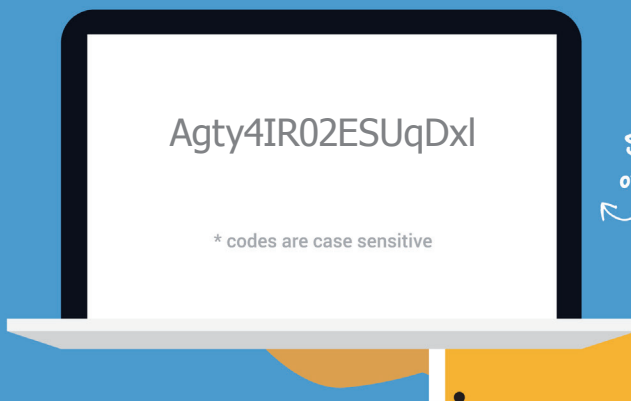


©2017 ExamSoft Worldwide, Inc.



EXAM TAKER ACTIVATION CARD

To activate, scratch off the code below, and enter it at:
<http://www.examssoft.com/seminolenursing>



How to activate your card for use (in 4 easy steps!)

1

Check your system requirements. Login to your school's ExamSoft URL (above).

2

Download/register SofTest. Activate your license by entering the code above.

3

On exam day, make sure your laptop is fully charged (bring your power cable).

4

After the exam, connect to the Internet, launch SofTest; and your exam(s) will upload.

EXAM TAKER ACTIVATION CARD SYSTEM REQUIREMENTS

System requirements are subject to change. For the most current requirements, please visit examsoft.com/msr or by accessing the QR code below.



TECHNICAL SUPPORT

support@examsoft.com or call 866-429-8889

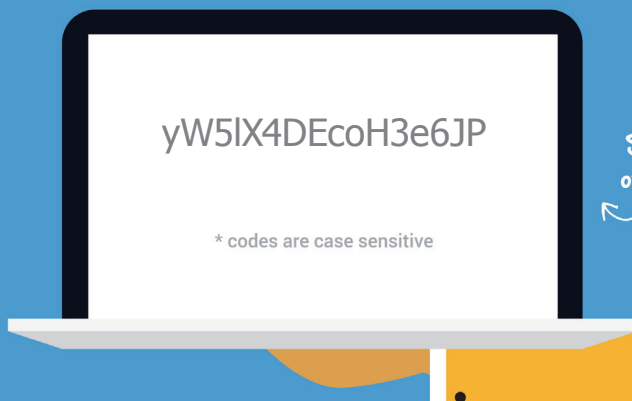


©2017 ExamSoft Worldwide, Inc.



EXAM TAKER ACTIVATION CARD

To activate, scratch off the code below, and enter it at:
<http://www.examssoft.com/seminolenursing>



How to activate your card for use (in 4 easy steps!)

1

Check your system requirements. Login to your school's ExamSoft URL (above).

2

Download/register SofTest. Activate your license by entering the code above.

3

On exam day, make sure your laptop is fully charged (bring your power cable).

4

After the exam, connect to the Internet, launch SofTest; and your exam(s) will upload.

EXAM TAKER ACTIVATION CARD SYSTEM REQUIREMENTS

System requirements are subject to change. For the most current requirements, please visit examsoft.com/msr or by accessing the QR code below.



TECHNICAL SUPPORT

support@examsoft.com or call 866-429-8889

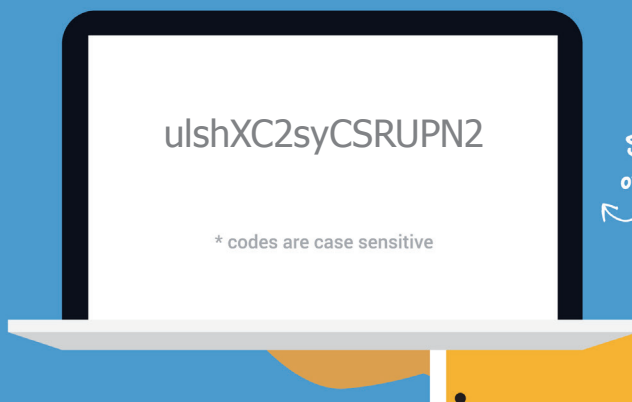


©2017 ExamSoft Worldwide, Inc.



EXAM TAKER ACTIVATION CARD

To activate, scratch off the code below, and enter it at:
<http://www.examssoft.com/seminolenursing>



How to activate your card for use (in 4 easy steps!)

1

Check your system requirements. Login to your school's ExamSoft URL (above).

2

Download/register SofTest. Activate your license by entering the code above.

3

On exam day, make sure your laptop is fully charged (bring your power cable).

4

After the exam, connect to the Internet, launch SofTest; and your exam(s) will upload.

EXAM TAKER ACTIVATION CARD SYSTEM REQUIREMENTS

System requirements are subject to change. For the most current requirements, please visit examsoft.com/msr or by accessing the QR code below.



TECHNICAL SUPPORT

support@examsoft.com or call 866-429-8889

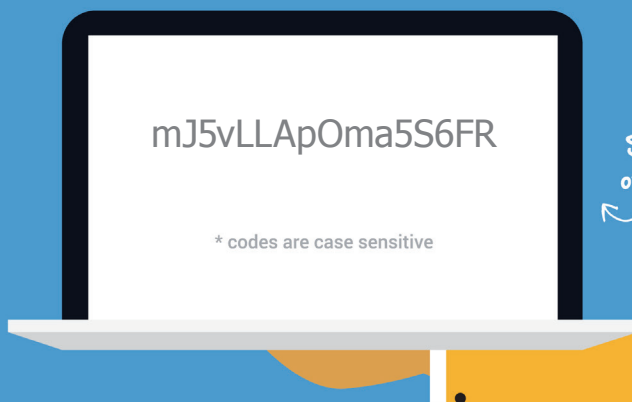


©2017 ExamSoft Worldwide, Inc.



EXAM TAKER ACTIVATION CARD

To activate, scratch off the code below, and enter it at:
<http://www.examssoft.com/seminolenursing>



How to activate your card for use (in 4 easy steps!)

1

Check your system requirements. Login to your school's ExamSoft URL (above).

2

Download/register SofTest. Activate your license by entering the code above.

3

On exam day, make sure your laptop is fully charged (bring your power cable).

4

After the exam, connect to the Internet, launch SofTest; and your exam(s) will upload.

EXAM TAKER ACTIVATION CARD SYSTEM REQUIREMENTS

System requirements are subject to change. For the most current requirements, please visit examsoft.com/msr or by accessing the QR code below.



TECHNICAL SUPPORT

support@examsoft.com or call 866-429-8889

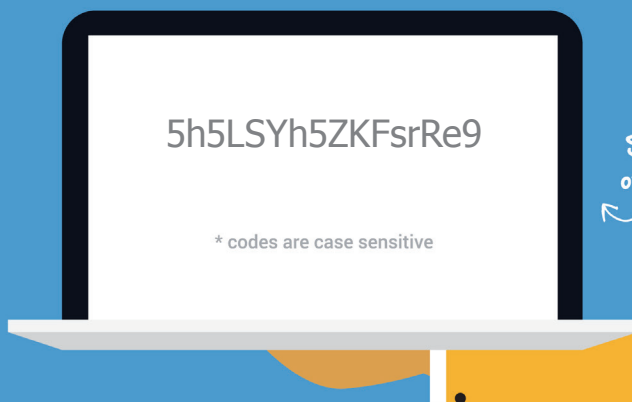


©2017 ExamSoft Worldwide, Inc.



EXAM TAKER ACTIVATION CARD

To activate, scratch off the code below, and enter it at:
<http://www.examssoft.com/seminolenursing>



How to activate your card for use (in 4 easy steps!)

1

Check your system requirements. Login to your school's ExamSoft URL (above).

2

Download/register SofTest. Activate your license by entering the code above.

3

On exam day, make sure your laptop is fully charged (bring your power cable).

4

After the exam, connect to the Internet, launch SofTest; and your exam(s) will upload.

EXAM TAKER ACTIVATION CARD SYSTEM REQUIREMENTS

System requirements are subject to change. For the most current requirements, please visit examsoft.com/msr or by accessing the QR code below.



TECHNICAL SUPPORT

support@examsoft.com or call 866-429-8889

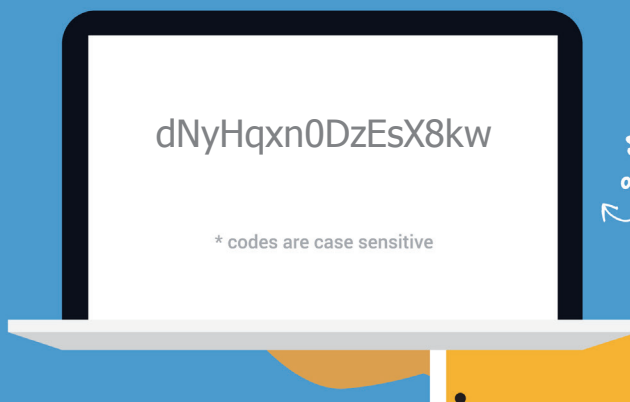


©2017 ExamSoft Worldwide, Inc.



EXAM TAKER ACTIVATION CARD

To activate, scratch off the code below, and enter it at:
<http://www.examssoft.com/seminolenursing>



How to activate your card for use (in 4 easy steps!)

1

Check your system requirements. Login to your school's ExamSoft URL (above).

2

Download/register SofTest. Activate your license by entering the code above.

3

On exam day, make sure your laptop is fully charged (bring your power cable).

4

After the exam, connect to the Internet, launch SofTest; and your exam(s) will upload.

EXAM TAKER ACTIVATION CARD SYSTEM REQUIREMENTS

System requirements are subject to change. For the most current requirements, please visit examsoft.com/msr or by accessing the QR code below.



TECHNICAL SUPPORT

support@examsoft.com or call 866-429-8889

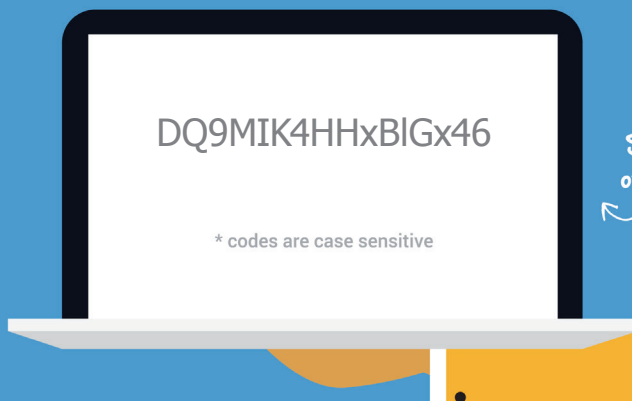


©2017 ExamSoft Worldwide, Inc.



EXAM TAKER ACTIVATION CARD

To activate, scratch off the code below, and enter it at:
<http://www.examssoft.com/seminolenursing>



How to activate your card for use (in 4 easy steps!)

1

Check your system requirements. Login to your school's ExamSoft URL (above).

2

Download/register SofTest. Activate your license by entering the code above.

3

On exam day, make sure your laptop is fully charged (bring your power cable).

4

After the exam, connect to the Internet, launch SofTest; and your exam(s) will upload.

EXAM TAKER ACTIVATION CARD SYSTEM REQUIREMENTS

System requirements are subject to change. For the most current requirements, please visit examsoft.com/msr or by accessing the QR code below.



TECHNICAL SUPPORT

support@examsoft.com or call 866-429-8889

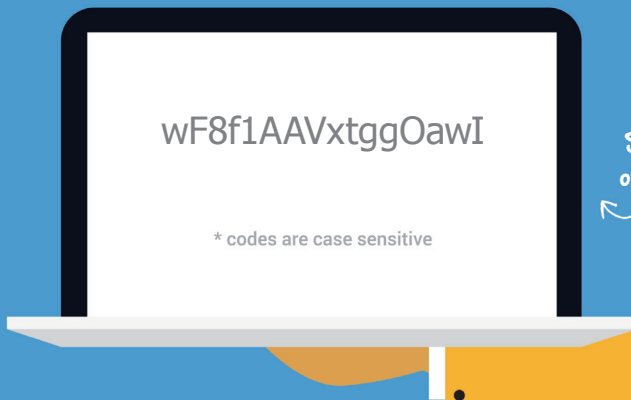


©2017 ExamSoft Worldwide, Inc.



EXAM TAKER ACTIVATION CARD

To activate, scratch off the code below, and enter it at:
<http://www.examssoft.com/seminolenursing>



How to activate your card for use (in 4 easy steps!)

1

Check your system requirements. Login to your school's ExamSoft URL (above).

2

Download/register SofTest. Activate your license by entering the code above.

3

On exam day, make sure your laptop is fully charged (bring your power cable).

4

After the exam, connect to the Internet, launch SofTest; and your exam(s) will upload.

EXAM TAKER ACTIVATION CARD SYSTEM REQUIREMENTS

System requirements are subject to change. For the most current requirements, please visit examsoft.com/msr or by accessing the QR code below.



TECHNICAL SUPPORT

support@examsoft.com or call 866-429-8889

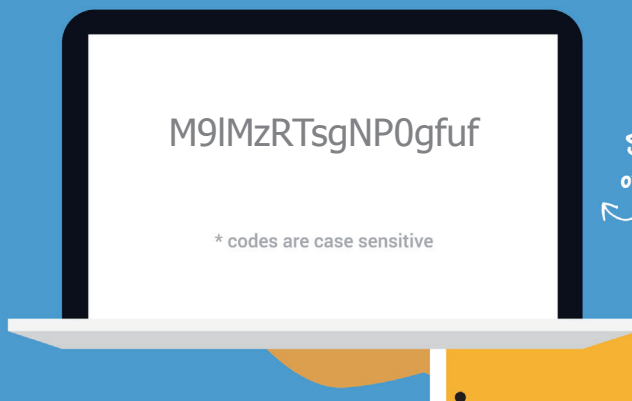


©2017 ExamSoft Worldwide, Inc.



EXAM TAKER ACTIVATION CARD

To activate, scratch off the code below, and enter it at:
<http://www.examssoft.com/seminolenursing>



How to activate your card for use (in 4 easy steps!)

1

Check your system requirements. Login to your school's ExamSoft URL (above).

2

Download/register SofTest. Activate your license by entering the code above.

3

On exam day, make sure your laptop is fully charged (bring your power cable).

4

After the exam, connect to the Internet, launch SofTest; and your exam(s) will upload.

EXAM TAKER ACTIVATION CARD SYSTEM REQUIREMENTS

System requirements are subject to change. For the most current requirements, please visit examsoft.com/msr or by accessing the QR code below.



TECHNICAL SUPPORT

support@examsoft.com or call 866-429-8889

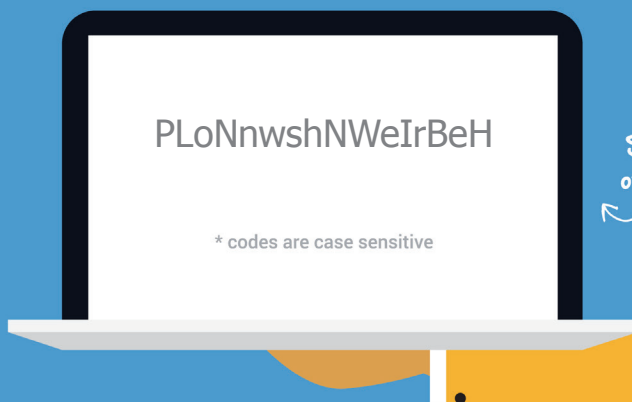


©2017 ExamSoft Worldwide, Inc.



EXAM TAKER ACTIVATION CARD

To activate, scratch off the code below, and enter it at:
<http://www.examssoft.com/seminolenursing>



How to activate your card for use (in 4 easy steps!)

1

Check your system requirements. Login to your school's ExamSoft URL (above).

2

Download/register SofTest. Activate your license by entering the code above.

3

On exam day, make sure your laptop is fully charged (bring your power cable).

4

After the exam, connect to the Internet, launch SofTest; and your exam(s) will upload.

EXAM TAKER ACTIVATION CARD SYSTEM REQUIREMENTS

System requirements are subject to change. For the most current requirements, please visit examsoft.com/msr or by accessing the QR code below.



TECHNICAL SUPPORT

support@examsoft.com or call 866-429-8889

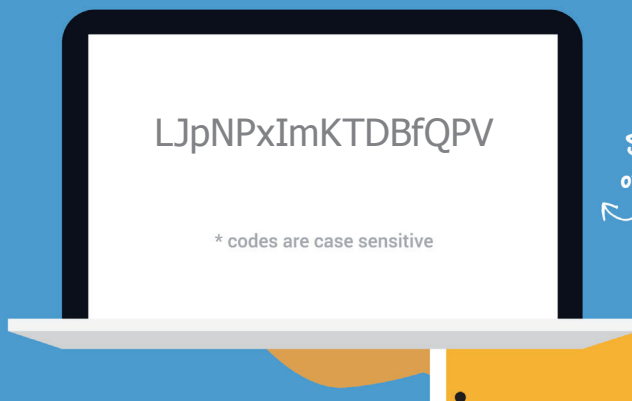


©2017 ExamSoft Worldwide, Inc.



EXAM TAKER ACTIVATION CARD

To activate, scratch off the code below, and enter it at:
<http://www.examssoft.com/seminolenursing>



How to activate your card for use (in 4 easy steps!)

1

Check your system requirements. Login to your school's ExamSoft URL (above).

2

Download/register SofTest. Activate your license by entering the code above.

3

On exam day, make sure your laptop is fully charged (bring your power cable).

4

After the exam, connect to the Internet, launch SofTest; and your exam(s) will upload.

EXAM TAKER ACTIVATION CARD SYSTEM REQUIREMENTS

System requirements are subject to change. For the most current requirements, please visit examsoft.com/msr or by accessing the QR code below.



TECHNICAL SUPPORT

support@examsoft.com or call 866-429-8889

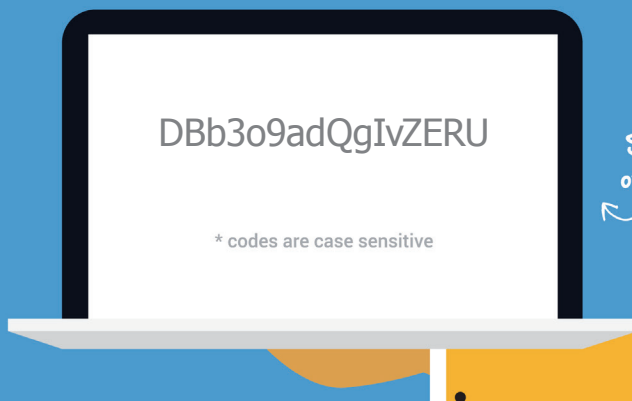


©2017 ExamSoft Worldwide, Inc.



EXAM TAKER ACTIVATION CARD

To activate, scratch off the code below, and enter it at:
<http://www.examssoft.com/seminolenursing>



How to activate your card for use (in 4 easy steps!)

1

Check your system requirements. Login to your school's ExamSoft URL (above).

2

Download/register SofTest. Activate your license by entering the code above.

3

On exam day, make sure your laptop is fully charged (bring your power cable).

4

After the exam, connect to the Internet, launch SofTest; and your exam(s) will upload.

EXAM TAKER ACTIVATION CARD SYSTEM REQUIREMENTS

System requirements are subject to change. For the most current requirements, please visit examsoft.com/msr or by accessing the QR code below.



TECHNICAL SUPPORT

support@examsoft.com or call 866-429-8889

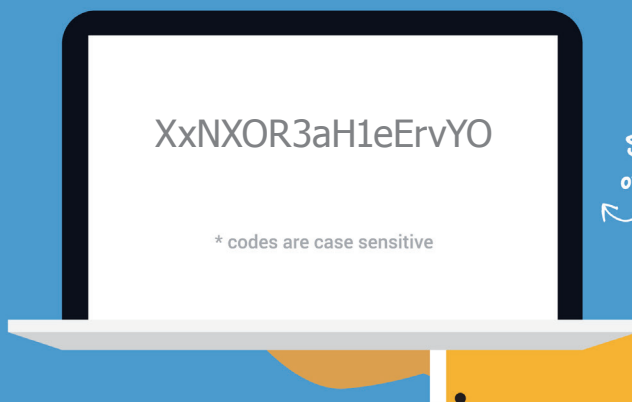


©2017 ExamSoft Worldwide, Inc.



EXAM TAKER ACTIVATION CARD

To activate, scratch off the code below, and enter it at:
<http://www.examssoft.com/seminolenursing>



How to activate your card for use (in 4 easy steps!)

1

Check your system requirements. Login to your school's ExamSoft URL (above).

2

Download/register SofTest. Activate your license by entering the code above.

3

On exam day, make sure your laptop is fully charged (bring your power cable).

4

After the exam, connect to the Internet, launch SofTest; and your exam(s) will upload.

EXAM TAKER ACTIVATION CARD SYSTEM REQUIREMENTS

System requirements are subject to change. For the most current requirements, please visit examsoft.com/msr or by accessing the QR code below.



TECHNICAL SUPPORT

support@examsoft.com or call 866-429-8889

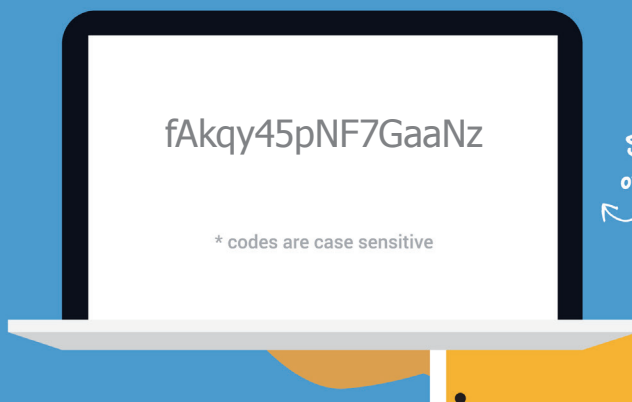


©2017 ExamSoft Worldwide, Inc.



EXAM TAKER ACTIVATION CARD

To activate, scratch off the code below, and enter it at:
<http://www.examssoft.com/seminolenursing>



How to activate your card for use (in 4 easy steps!)

1

Check your system requirements. Login to your school's ExamSoft URL (above).

2

Download/register SofTest. Activate your license by entering the code above.

3

On exam day, make sure your laptop is fully charged (bring your power cable).

4

After the exam, connect to the Internet, launch SofTest; and your exam(s) will upload.

EXAM TAKER ACTIVATION CARD SYSTEM REQUIREMENTS

System requirements are subject to change. For the most current requirements, please visit examsoft.com/msr or by accessing the QR code below.



TECHNICAL SUPPORT

support@examsoft.com or call 866-429-8889

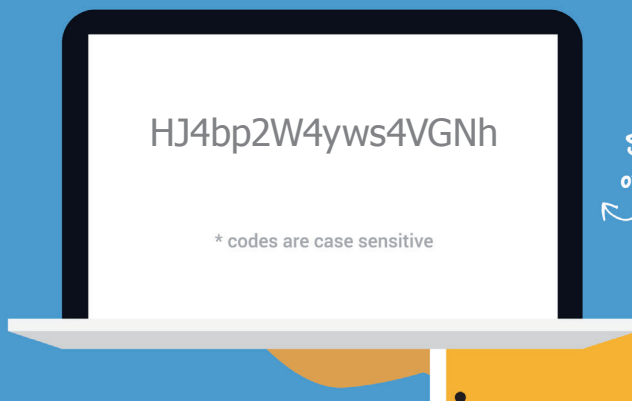


©2017 ExamSoft Worldwide, Inc.



EXAM TAKER ACTIVATION CARD

To activate, scratch off the code below, and enter it at:
<http://www.examssoft.com/seminolenursing>



How to activate your card for use (in 4 easy steps!)

1

Check your system requirements. Login to your school's ExamSoft URL (above).

2

Download/register SofTest. Activate your license by entering the code above.

3

On exam day, make sure your laptop is fully charged (bring your power cable).

4

After the exam, connect to the Internet, launch SofTest; and your exam(s) will upload.

EXAM TAKER ACTIVATION CARD SYSTEM REQUIREMENTS

System requirements are subject to change. For the most current requirements, please visit examsoft.com/msr or by accessing the QR code below.



TECHNICAL SUPPORT

support@examsoft.com or call 866-429-8889

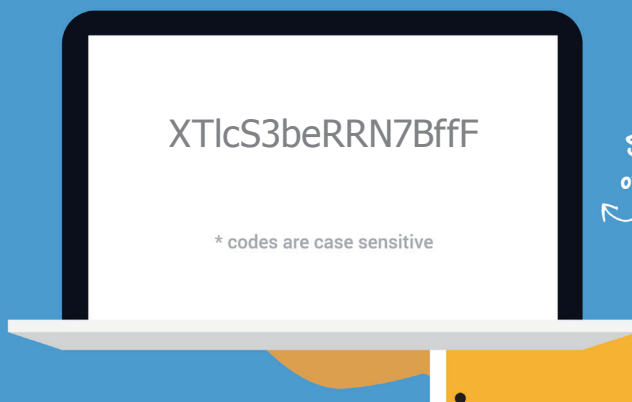


©2017 ExamSoft Worldwide, Inc.



EXAM TAKER ACTIVATION CARD

To activate, scratch off the code below, and enter it at:
<http://www.examssoft.com/seminolenursing>



How to activate your card for use (in 4 easy steps!)

1

Check your system requirements. Login to your school's ExamSoft URL (above).

2

Download/register SofTest. Activate your license by entering the code above.

3

On exam day, make sure your laptop is fully charged (bring your power cable).

4

After the exam, connect to the Internet, launch SofTest; and your exam(s) will upload.

EXAM TAKER ACTIVATION CARD SYSTEM REQUIREMENTS

System requirements are subject to change. For the most current requirements, please visit examsoft.com/msr or by accessing the QR code below.



TECHNICAL SUPPORT

support@examsoft.com or call 866-429-8889

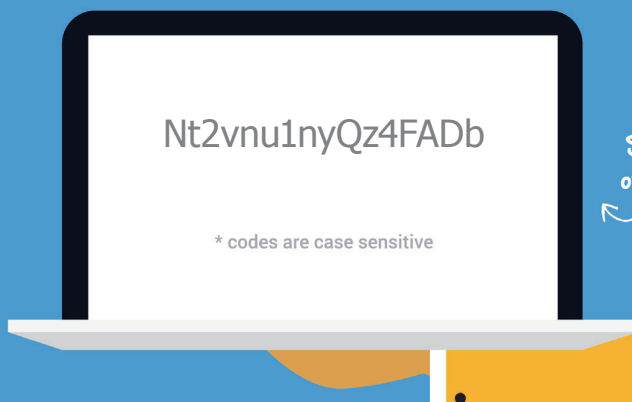


©2017 ExamSoft Worldwide, Inc.



EXAM TAKER ACTIVATION CARD

To activate, scratch off the code below, and enter it at:
<http://www.examssoft.com/seminolenursing>



How to activate your card for use (in 4 easy steps!)

1

Check your system requirements. Login to your school's ExamSoft URL (above).

2

Download/register SofTest. Activate your license by entering the code above.

3

On exam day, make sure your laptop is fully charged (bring your power cable).

4

After the exam, connect to the Internet, launch SofTest; and your exam(s) will upload.

EXAM TAKER ACTIVATION CARD SYSTEM REQUIREMENTS

System requirements are subject to change. For the most current requirements, please visit examsoft.com/msr or by accessing the QR code below.



TECHNICAL SUPPORT

support@examsoft.com or call 866-429-8889

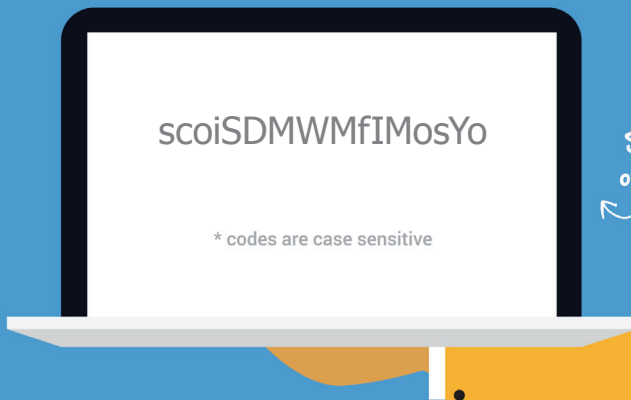


©2017 ExamSoft Worldwide, Inc.



EXAM TAKER ACTIVATION CARD

To activate, scratch off the code below, and enter it at:
<http://www.examssoft.com/seminolenursing>



How to activate your card for use (in 4 easy steps!)

1

Check your system requirements. Login to your school's ExamSoft URL (above).

2

Download/register SofTest. Activate your license by entering the code above.

3

On exam day, make sure your laptop is fully charged (bring your power cable).

4

After the exam, connect to the Internet, launch SofTest; and your exam(s) will upload.

EXAM TAKER ACTIVATION CARD SYSTEM REQUIREMENTS

System requirements are subject to change. For the most current requirements, please visit examsoft.com/msr or by accessing the QR code below.



TECHNICAL SUPPORT

support@examsoft.com or call 866-429-8889

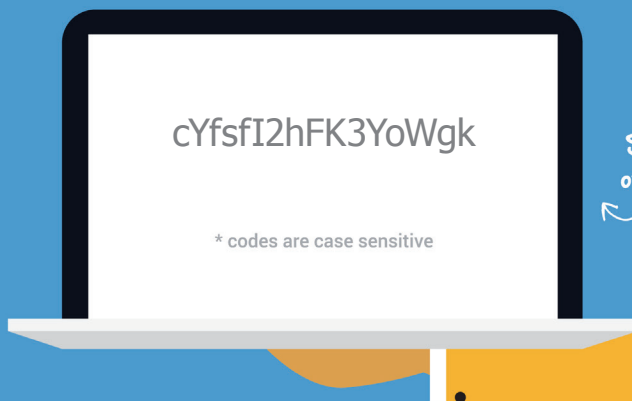


©2017 ExamSoft Worldwide, Inc.



EXAM TAKER ACTIVATION CARD

To activate, scratch off the code below, and enter it at:
<http://www.examssoft.com/seminolenursing>



How to activate your card for use (in 4 easy steps!)

1

Check your system requirements. Login to your school's ExamSoft URL (above).

2

Download/register SofTest. Activate your license by entering the code above.

3

On exam day, make sure your laptop is fully charged (bring your power cable).

4

After the exam, connect to the Internet, launch SofTest; and your exam(s) will upload.

EXAM TAKER ACTIVATION CARD SYSTEM REQUIREMENTS

System requirements are subject to change. For the most current requirements, please visit examsoft.com/msr or by accessing the QR code below.



TECHNICAL SUPPORT

support@examsoft.com or call 866-429-8889

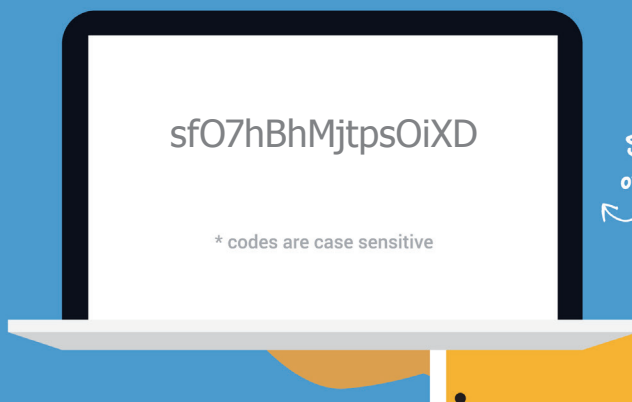


©2017 ExamSoft Worldwide, Inc.



EXAM TAKER ACTIVATION CARD

To activate, scratch off the code below, and enter it at:
<http://www.examssoft.com/seminolenursing>



How to activate your card for use (in 4 easy steps!)

1

Check your system requirements. Login to your school's ExamSoft URL (above).

2

Download/register SofTest. Activate your license by entering the code above.

3

On exam day, make sure your laptop is fully charged (bring your power cable).

4

After the exam, connect to the Internet, launch SofTest; and your exam(s) will upload.

EXAM TAKER ACTIVATION CARD SYSTEM REQUIREMENTS

System requirements are subject to change. For the most current requirements, please visit examsoft.com/msr or by accessing the QR code below.



TECHNICAL SUPPORT

support@examsoft.com or call 866-429-8889

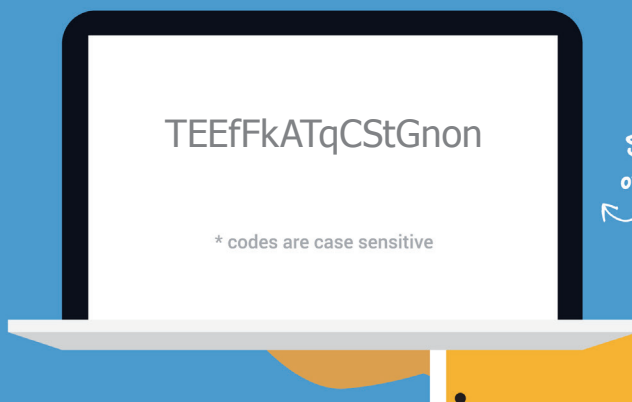


©2017 ExamSoft Worldwide, Inc.



EXAM TAKER ACTIVATION CARD

To activate, scratch off the code below, and enter it at:
<http://www.examssoft.com/seminolenursing>



How to activate your card for use (in 4 easy steps!)

1

Check your system requirements. Login to your school's ExamSoft URL (above).

2

Download/register SofTest. Activate your license by entering the code above.

3

On exam day, make sure your laptop is fully charged (bring your power cable).

4

After the exam, connect to the Internet, launch SofTest; and your exam(s) will upload.

EXAM TAKER ACTIVATION CARD SYSTEM REQUIREMENTS

System requirements are subject to change. For the most current requirements, please visit examsoft.com/msr or by accessing the QR code below.



TECHNICAL SUPPORT

support@examsoft.com or call 866-429-8889

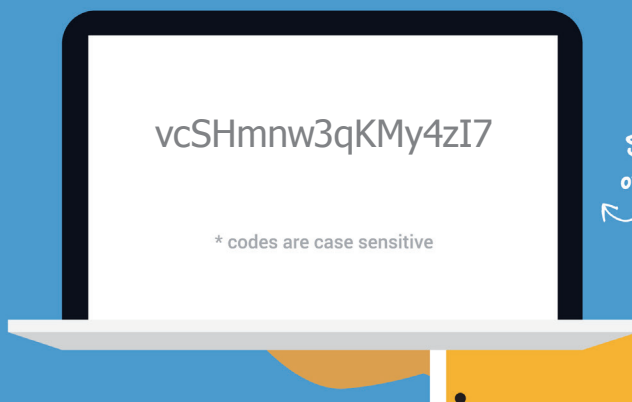


©2017 ExamSoft Worldwide, Inc.



EXAM TAKER ACTIVATION CARD

To activate, scratch off the code below, and enter it at:
<http://www.examssoft.com/seminolenursing>



How to activate your card for use (in 4 easy steps!)

1

Check your system requirements. Login to your school's ExamSoft URL (above).

2

Download/register SofTest. Activate your license by entering the code above.

3

On exam day, make sure your laptop is fully charged (bring your power cable).

4

After the exam, connect to the Internet, launch SofTest; and your exam(s) will upload.

EXAM TAKER ACTIVATION CARD SYSTEM REQUIREMENTS

System requirements are subject to change. For the most current requirements, please visit examsoft.com/msr or by accessing the QR code below.



TECHNICAL SUPPORT

support@examsoft.com or call 866-429-8889

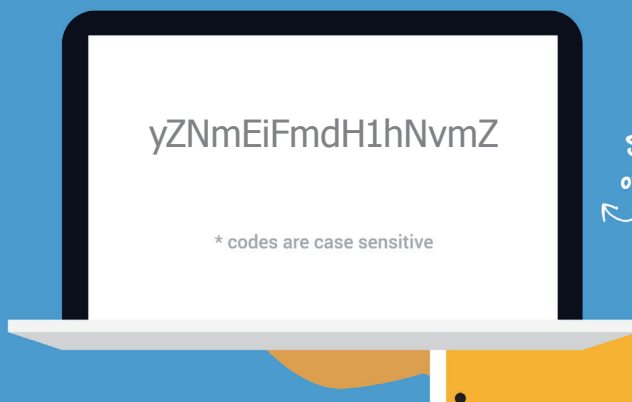


©2017 ExamSoft Worldwide, Inc.



EXAM TAKER ACTIVATION CARD

To activate, scratch off the code below, and enter it at:
<http://www.examssoft.com/seminolenursing>



How to activate your card for use (in 4 easy steps!)

1

Check your system requirements. Login to your school's ExamSoft URL (above).

2

Download/register SofTest. Activate your license by entering the code above.

3

On exam day, make sure your laptop is fully charged (bring your power cable).

4

After the exam, connect to the Internet, launch SofTest; and your exam(s) will upload.

EXAM TAKER ACTIVATION CARD SYSTEM REQUIREMENTS

System requirements are subject to change. For the most current requirements, please visit examsoft.com/msr or by accessing the QR code below.



TECHNICAL SUPPORT

support@examsoft.com or call 866-429-8889

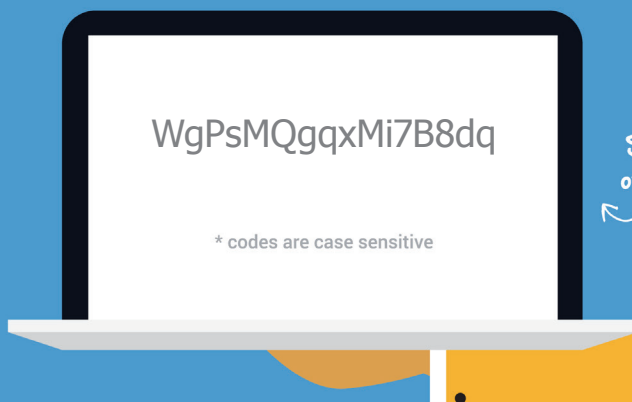


©2017 ExamSoft Worldwide, Inc.



EXAM TAKER ACTIVATION CARD

To activate, scratch off the code below, and enter it at:
<http://www.examssoft.com/seminolenursing>



How to activate your card for use (in 4 easy steps!)

1

Check your system requirements. Login to your school's ExamSoft URL (above).

2

Download/register SofTest. Activate your license by entering the code above.

3

On exam day, make sure your laptop is fully charged (bring your power cable).

4

After the exam, connect to the Internet, launch SofTest; and your exam(s) will upload.

EXAM TAKER ACTIVATION CARD SYSTEM REQUIREMENTS

System requirements are subject to change. For the most current requirements, please visit examsoft.com/msr or by accessing the QR code below.



TECHNICAL SUPPORT

support@examsoft.com or call 866-429-8889

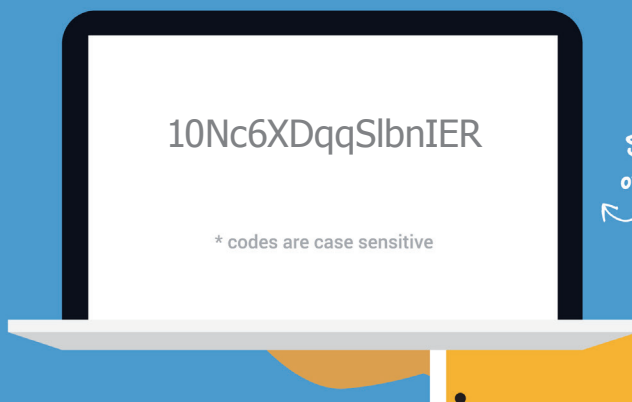


©2017 ExamSoft Worldwide, Inc.



EXAM TAKER ACTIVATION CARD

To activate, scratch off the code below, and enter it at:
<http://www.examssoft.com/seminolenursing>



How to activate your card for use (in 4 easy steps!)

1

Check your system requirements. Login to your school's ExamSoft URL (above).

2

Download/register SofTest. Activate your license by entering the code above.

3

On exam day, make sure your laptop is fully charged (bring your power cable).

4

After the exam, connect to the Internet, launch SofTest; and your exam(s) will upload.

EXAM TAKER ACTIVATION CARD SYSTEM REQUIREMENTS

System requirements are subject to change. For the most current requirements, please visit examsoft.com/msr or by accessing the QR code below.



TECHNICAL SUPPORT

support@examsoft.com or call 866-429-8889

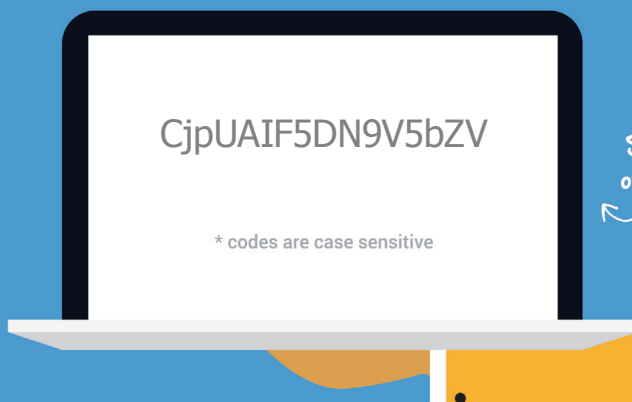


©2017 ExamSoft Worldwide, Inc.



EXAM TAKER ACTIVATION CARD

To activate, scratch off the code below, and enter it at:
<http://www.examssoft.com/seminolenursing>



How to activate your card for use (in 4 easy steps!)

1

Check your system requirements. Login to your school's ExamSoft URL (above).

2

Download/register SofTest. Activate your license by entering the code above.

3

On exam day, make sure your laptop is fully charged (bring your power cable).

4

After the exam, connect to the Internet, launch SofTest; and your exam(s) will upload.

EXAM TAKER ACTIVATION CARD SYSTEM REQUIREMENTS

System requirements are subject to change. For the most current requirements, please visit examsoft.com/msr or by accessing the QR code below.



TECHNICAL SUPPORT

support@examsoft.com or call 866-429-8889

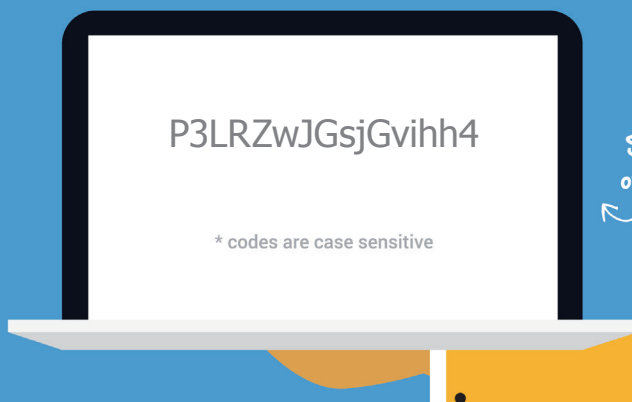


©2017 ExamSoft Worldwide, Inc.



EXAM TAKER ACTIVATION CARD

To activate, scratch off the code below, and enter it at:
<http://www.examssoft.com/seminolenursing>



How to activate your card for use (in 4 easy steps!)

1

Check your system requirements. Login to your school's ExamSoft URL (above).

2

Download/register SofTest. Activate your license by entering the code above.

3

On exam day, make sure your laptop is fully charged (bring your power cable).

4

After the exam, connect to the Internet, launch SofTest; and your exam(s) will upload.

EXAM TAKER ACTIVATION CARD SYSTEM REQUIREMENTS

System requirements are subject to change. For the most current requirements, please visit examsoft.com/msr or by accessing the QR code below.



TECHNICAL SUPPORT

support@examsoft.com or call 866-429-8889

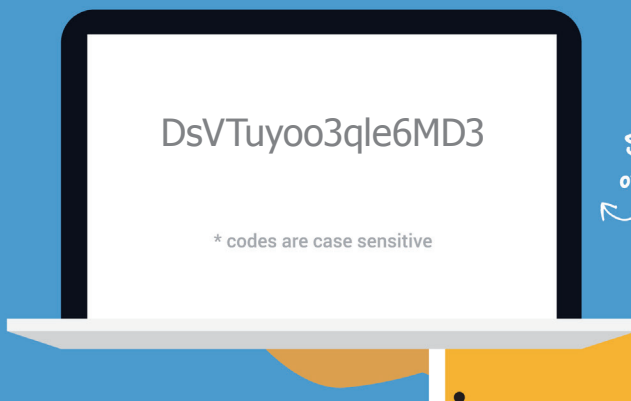


©2017 ExamSoft Worldwide, Inc.



EXAM TAKER ACTIVATION CARD

To activate, scratch off the code below, and enter it at:
<http://www.examssoft.com/seminolenursing>



How to activate your card for use (in 4 easy steps!)

1

Check your system requirements. Login to your school's ExamSoft URL (above).

2

Download/register SofTest. Activate your license by entering the code above.

3

On exam day, make sure your laptop is fully charged (bring your power cable).

4

After the exam, connect to the Internet, launch SofTest; and your exam(s) will upload.

EXAM TAKER ACTIVATION CARD SYSTEM REQUIREMENTS

System requirements are subject to change. For the most current requirements, please visit examsoft.com/msr or by accessing the QR code below.



TECHNICAL SUPPORT

support@examsoft.com or call 866-429-8889

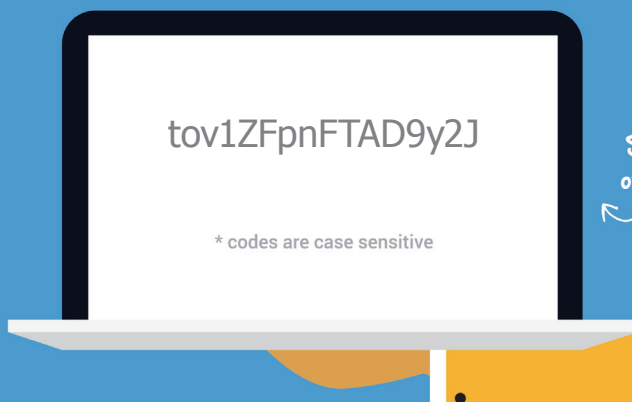


©2017 ExamSoft Worldwide, Inc.



EXAM TAKER ACTIVATION CARD

To activate, scratch off the code below, and enter it at:
<http://www.examssoft.com/seminolenursing>



How to activate your card for use (in 4 easy steps!)

1

Check your system requirements. Login to your school's ExamSoft URL (above).

2

Download/register SofTest. Activate your license by entering the code above.

3

On exam day, make sure your laptop is fully charged (bring your power cable).

4

After the exam, connect to the Internet, launch SofTest; and your exam(s) will upload.

EXAM TAKER ACTIVATION CARD SYSTEM REQUIREMENTS

System requirements are subject to change. For the most current requirements, please visit examsoft.com/msr or by accessing the QR code below.



TECHNICAL SUPPORT

support@examsoft.com or call 866-429-8889

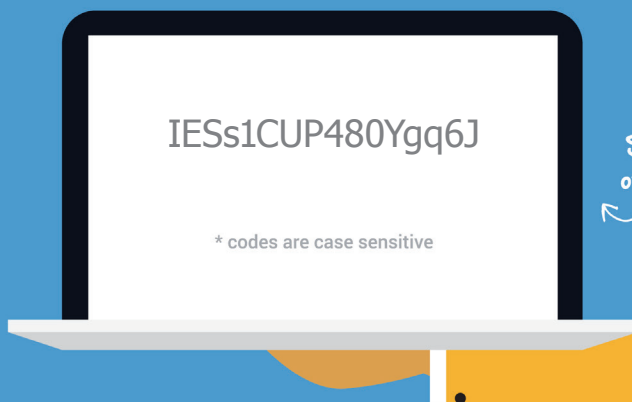


©2017 ExamSoft Worldwide, Inc.



EXAM TAKER ACTIVATION CARD

To activate, scratch off the code below, and enter it at:
<http://www.examssoft.com/seminolenursing>



How to activate your card for use (in 4 easy steps!)

1

Check your system requirements. Login to your school's ExamSoft URL (above).

2

Download/register SofTest. Activate your license by entering the code above.

3

On exam day, make sure your laptop is fully charged (bring your power cable).

4

After the exam, connect to the Internet, launch SofTest; and your exam(s) will upload.

EXAM TAKER ACTIVATION CARD SYSTEM REQUIREMENTS

System requirements are subject to change. For the most current requirements, please visit examsoft.com/msr or by accessing the QR code below.



TECHNICAL SUPPORT

support@examsoft.com or call 866-429-8889

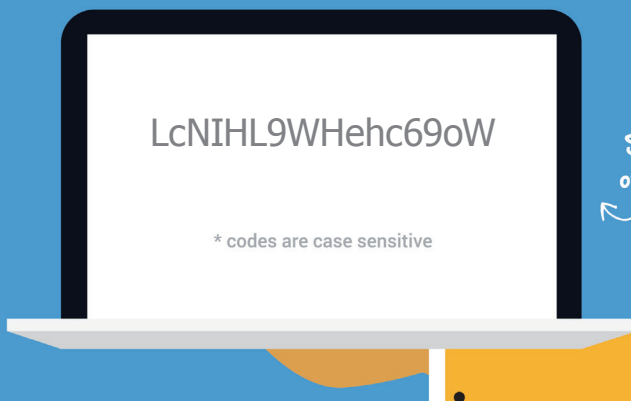


©2017 ExamSoft Worldwide, Inc.



EXAM TAKER ACTIVATION CARD

To activate, scratch off the code below, and enter it at:
<http://www.examssoft.com/seminolenursing>



How to activate your card for use (in 4 easy steps!)

1

Check your system requirements. Login to your school's ExamSoft URL (above).

2

Download/register SofTest. Activate your license by entering the code above.

3

On exam day, make sure your laptop is fully charged (bring your power cable).

4

After the exam, connect to the Internet, launch SofTest; and your exam(s) will upload.

EXAM TAKER ACTIVATION CARD SYSTEM REQUIREMENTS

System requirements are subject to change. For the most current requirements, please visit examsoft.com/msr or by accessing the QR code below.



TECHNICAL SUPPORT

support@examsoft.com or call 866-429-8889

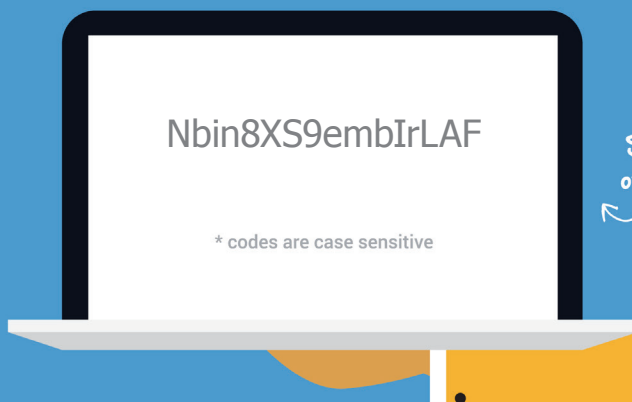


©2017 ExamSoft Worldwide, Inc.



EXAM TAKER ACTIVATION CARD

To activate, scratch off the code below, and enter it at:
<http://www.examssoft.com/seminolenursing>



How to activate your card for use (in 4 easy steps!)

1

Check your system requirements. Login to your school's ExamSoft URL (above).

2

Download/register SofTest. Activate your license by entering the code above.

3

On exam day, make sure your laptop is fully charged (bring your power cable).

4

After the exam, connect to the Internet, launch SofTest; and your exam(s) will upload.

EXAM TAKER ACTIVATION CARD SYSTEM REQUIREMENTS

System requirements are subject to change. For the most current requirements, please visit examsoft.com/msr or by accessing the QR code below.



TECHNICAL SUPPORT

support@examsoft.com or call 866-429-8889

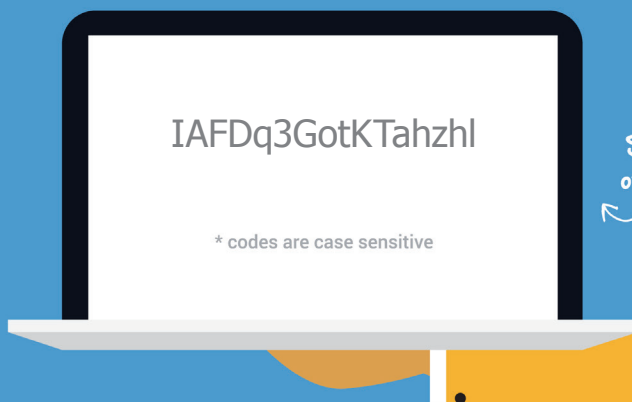


©2017 ExamSoft Worldwide, Inc.



EXAM TAKER ACTIVATION CARD

To activate, scratch off the code below, and enter it at:
<http://www.examssoft.com/seminolenursing>



How to activate your card for use (in 4 easy steps!)

1

Check your system requirements. Login to your school's ExamSoft URL (above).

2

Download/register SofTest. Activate your license by entering the code above.

3

On exam day, make sure your laptop is fully charged (bring your power cable).

4

After the exam, connect to the Internet, launch SofTest; and your exam(s) will upload.

EXAM TAKER ACTIVATION CARD SYSTEM REQUIREMENTS

System requirements are subject to change. For the most current requirements, please visit examsoft.com/msr or by accessing the QR code below.



TECHNICAL SUPPORT

support@examsoft.com or call 866-429-8889

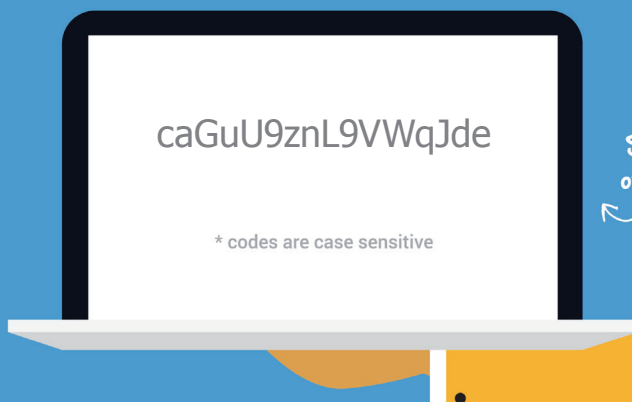


©2017 ExamSoft Worldwide, Inc.



EXAM TAKER ACTIVATION CARD

To activate, scratch off the code below, and enter it at:
<http://www.examssoft.com/seminolenursing>



How to activate your card for use (in 4 easy steps!)

1

Check your system requirements. Login to your school's ExamSoft URL (above).

2

Download/register SofTest. Activate your license by entering the code above.

3

On exam day, make sure your laptop is fully charged (bring your power cable).

4

After the exam, connect to the Internet, launch SofTest; and your exam(s) will upload.

EXAM TAKER ACTIVATION CARD SYSTEM REQUIREMENTS

System requirements are subject to change. For the most current requirements, please visit examsoft.com/msr or by accessing the QR code below.



TECHNICAL SUPPORT

support@examsoft.com or call 866-429-8889

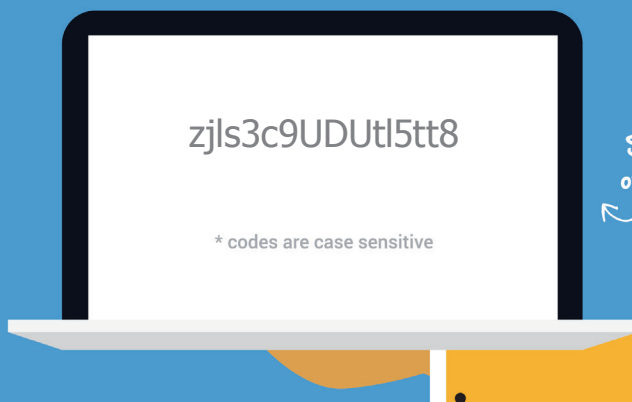


©2017 ExamSoft Worldwide, Inc.



EXAM TAKER ACTIVATION CARD

To activate, scratch off the code below, and enter it at:
<http://www.examssoft.com/seminolenursing>



How to activate your card for use (in 4 easy steps!)

1

Check your system requirements. Login to your school's ExamSoft URL (above).

2

Download/register SofTest. Activate your license by entering the code above.

3

On exam day, make sure your laptop is fully charged (bring your power cable).

4

After the exam, connect to the Internet, launch SofTest; and your exam(s) will upload.

EXAM TAKER ACTIVATION CARD SYSTEM REQUIREMENTS

System requirements are subject to change. For the most current requirements, please visit examsoft.com/msr or by accessing the QR code below.



TECHNICAL SUPPORT

support@examsoft.com or call 866-429-8889

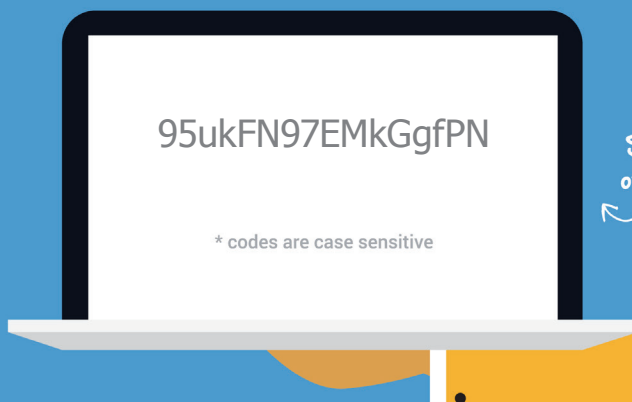


©2017 ExamSoft Worldwide, Inc.



EXAM TAKER ACTIVATION CARD

To activate, scratch off the code below, and enter it at:
<http://www.examssoft.com/seminolenursing>



How to activate your card for use (in 4 easy steps!)

1

Check your system requirements. Login to your school's ExamSoft URL (above).

2

Download/register SofTest. Activate your license by entering the code above.

3

On exam day, make sure your laptop is fully charged (bring your power cable).

4

After the exam, connect to the Internet, launch SofTest; and your exam(s) will upload.

EXAM TAKER ACTIVATION CARD SYSTEM REQUIREMENTS

System requirements are subject to change. For the most current requirements, please visit examsoft.com/msr or by accessing the QR code below.



TECHNICAL SUPPORT

support@examsoft.com or call 866-429-8889

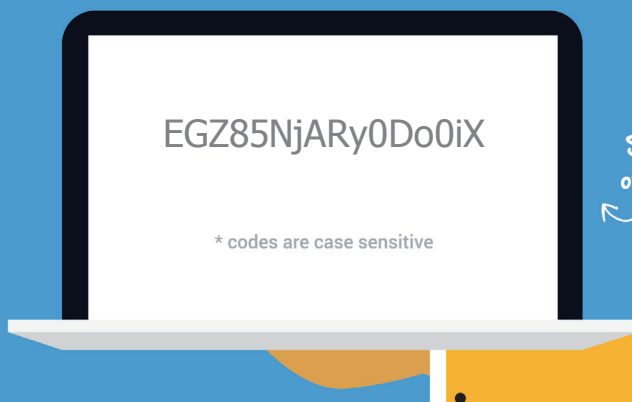


©2017 ExamSoft Worldwide, Inc.



EXAM TAKER ACTIVATION CARD

To activate, scratch off the code below, and enter it at:
<http://www.examssoft.com/seminolenursing>



How to activate your card for use (in 4 easy steps!)

1

Check your system requirements. Login to your school's ExamSoft URL (above).

2

Download/register SofTest. Activate your license by entering the code above.

3

On exam day, make sure your laptop is fully charged (bring your power cable).

4

After the exam, connect to the Internet, launch SofTest; and your exam(s) will upload.

EXAM TAKER ACTIVATION CARD SYSTEM REQUIREMENTS

System requirements are subject to change. For the most current requirements, please visit examsoft.com/msr or by accessing the QR code below.



TECHNICAL SUPPORT

support@examsoft.com or call 866-429-8889

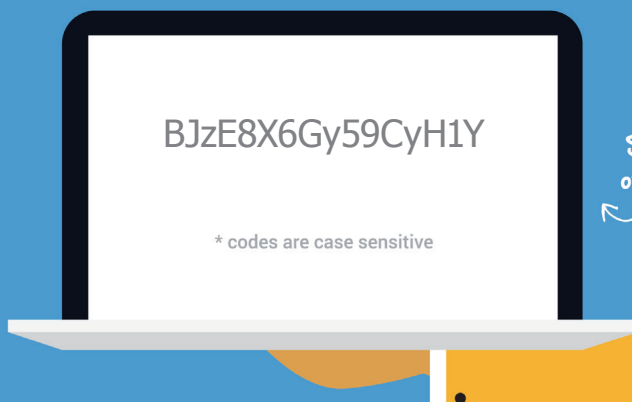


©2017 ExamSoft Worldwide, Inc.



EXAM TAKER ACTIVATION CARD

To activate, scratch off the code below, and enter it at:
<http://www.examssoft.com/seminolenursing>



How to activate your card for use (in 4 easy steps!)

1

Check your system requirements. Login to your school's ExamSoft URL (above).

2

Download/register SofTest. Activate your license by entering the code above.

3

On exam day, make sure your laptop is fully charged (bring your power cable).

4

After the exam, connect to the Internet, launch SofTest; and your exam(s) will upload.

EXAM TAKER ACTIVATION CARD SYSTEM REQUIREMENTS

System requirements are subject to change. For the most current requirements, please visit examsoft.com/msr or by accessing the QR code below.



TECHNICAL SUPPORT

support@examsoft.com or call 866-429-8889

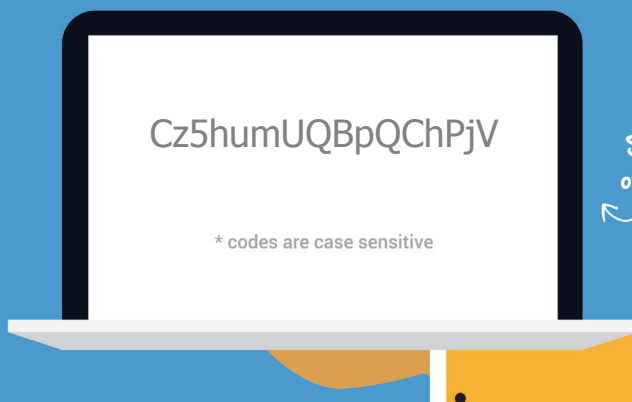


©2017 ExamSoft Worldwide, Inc.



EXAM TAKER ACTIVATION CARD

To activate, scratch off the code below, and enter it at:
<http://www.examssoft.com/seminolenursing>



How to activate your card for use (in 4 easy steps!)

1

Check your system requirements. Login to your school's ExamSoft URL (above).

2

Download/register SofTest. Activate your license by entering the code above.

3

On exam day, make sure your laptop is fully charged (bring your power cable).

4

After the exam, connect to the Internet, launch SofTest; and your exam(s) will upload.

EXAM TAKER ACTIVATION CARD SYSTEM REQUIREMENTS

System requirements are subject to change. For the most current requirements, please visit examsoft.com/msr or by accessing the QR code below.



TECHNICAL SUPPORT

support@examsoft.com or call 866-429-8889

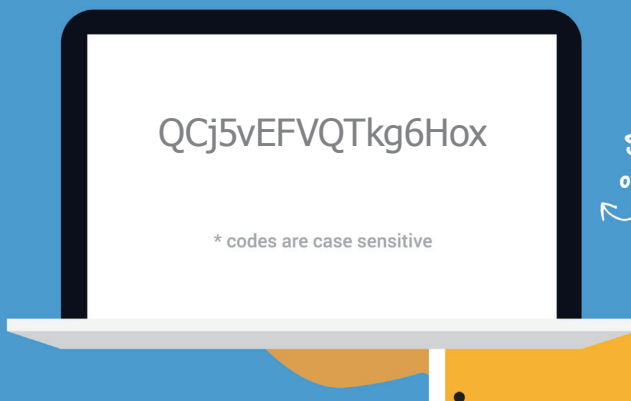


©2017 ExamSoft Worldwide, Inc.



EXAM TAKER ACTIVATION CARD

To activate, scratch off the code below, and enter it at:
<http://www.examssoft.com/seminolenursing>



How to activate your card for use (in 4 easy steps!)

1

Check your system requirements. Login to your school's ExamSoft URL (above).

2

Download/register SofTest. Activate your license by entering the code above.

3

On exam day, make sure your laptop is fully charged (bring your power cable).

4

After the exam, connect to the Internet, launch SofTest; and your exam(s) will upload.

EXAM TAKER ACTIVATION CARD SYSTEM REQUIREMENTS

System requirements are subject to change. For the most current requirements, please visit examsoft.com/msr or by accessing the QR code below.



TECHNICAL SUPPORT

support@examsoft.com or call 866-429-8889

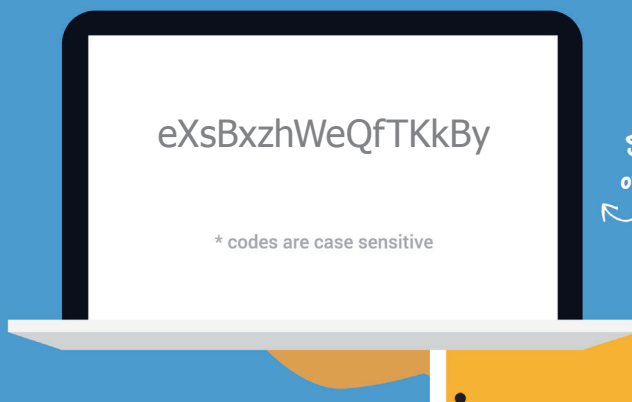


©2017 ExamSoft Worldwide, Inc.



EXAM TAKER ACTIVATION CARD

To activate, scratch off the code below, and enter it at:
<http://www.examssoft.com/seminolenursing>



How to activate your card for use (in 4 easy steps!)

1

Check your system requirements. Login to your school's ExamSoft URL (above).

2

Download/register SofTest. Activate your license by entering the code above.

3

On exam day, make sure your laptop is fully charged (bring your power cable).

4

After the exam, connect to the Internet, launch SofTest; and your exam(s) will upload.

EXAM TAKER ACTIVATION CARD SYSTEM REQUIREMENTS

System requirements are subject to change. For the most current requirements, please visit examsoft.com/msr or by accessing the QR code below.



TECHNICAL SUPPORT

support@examsoft.com or call 866-429-8889

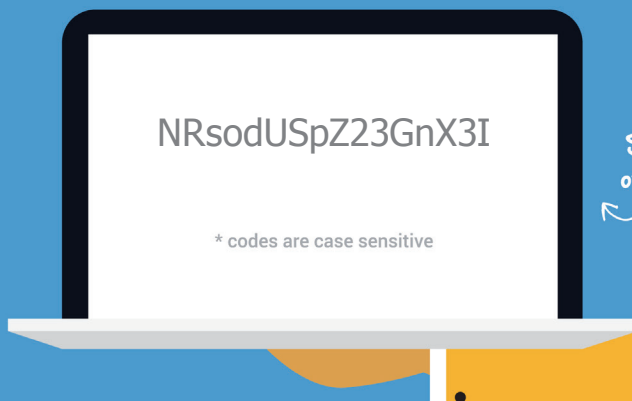


©2017 ExamSoft Worldwide, Inc.



EXAM TAKER ACTIVATION CARD

To activate, scratch off the code below, and enter it at:
<http://www.examssoft.com/seminolenursing>



How to activate your card for use (in 4 easy steps!)

1

Check your system requirements. Login to your school's ExamSoft URL (above).

2

Download/register SofTest. Activate your license by entering the code above.

3

On exam day, make sure your laptop is fully charged (bring your power cable).

4

After the exam, connect to the Internet, launch SofTest; and your exam(s) will upload.

EXAM TAKER ACTIVATION CARD SYSTEM REQUIREMENTS

System requirements are subject to change. For the most current requirements, please visit examsoft.com/msr or by accessing the QR code below.



TECHNICAL SUPPORT

support@examsoft.com or call 866-429-8889

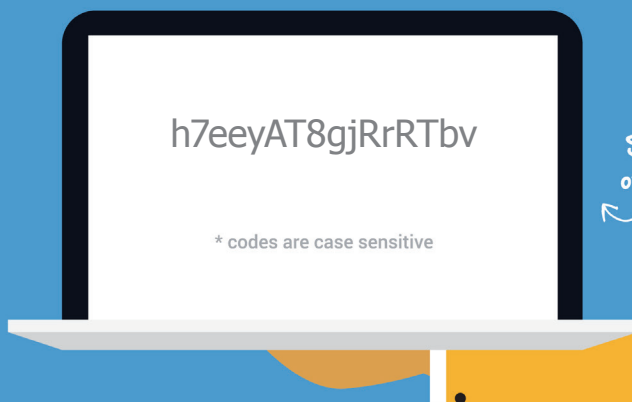


©2017 ExamSoft Worldwide, Inc.



EXAM TAKER ACTIVATION CARD

To activate, scratch off the code below, and enter it at:
<http://www.examssoft.com/seminolenursing>



How to activate your card for use (in 4 easy steps!)

1

Check your system requirements. Login to your school's ExamSoft URL (above).

2

Download/register SofTest. Activate your license by entering the code above.

3

On exam day, make sure your laptop is fully charged (bring your power cable).

4

After the exam, connect to the Internet, launch SofTest; and your exam(s) will upload.

EXAM TAKER ACTIVATION CARD SYSTEM REQUIREMENTS

System requirements are subject to change. For the most current requirements, please visit examsoft.com/msr or by accessing the QR code below.



TECHNICAL SUPPORT

support@examsoft.com or call 866-429-8889

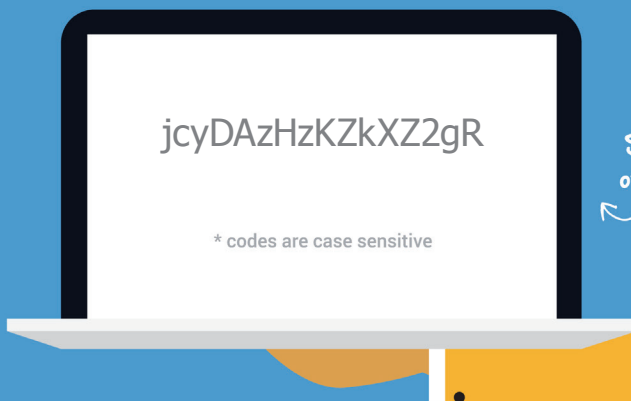


©2017 ExamSoft Worldwide, Inc.



EXAM TAKER ACTIVATION CARD

To activate, scratch off the code below, and enter it at:
<http://www.examssoft.com/seminolenursing>



How to activate your card for use (in 4 easy steps!)

1

Check your system requirements. Login to your school's ExamSoft URL (above).

2

Download/register SofTest. Activate your license by entering the code above.

3

On exam day, make sure your laptop is fully charged (bring your power cable).

4

After the exam, connect to the Internet, launch SofTest; and your exam(s) will upload.

EXAM TAKER ACTIVATION CARD SYSTEM REQUIREMENTS

System requirements are subject to change. For the most current requirements, please visit examsoft.com/msr or by accessing the QR code below.



TECHNICAL SUPPORT

support@examsoft.com or call 866-429-8889

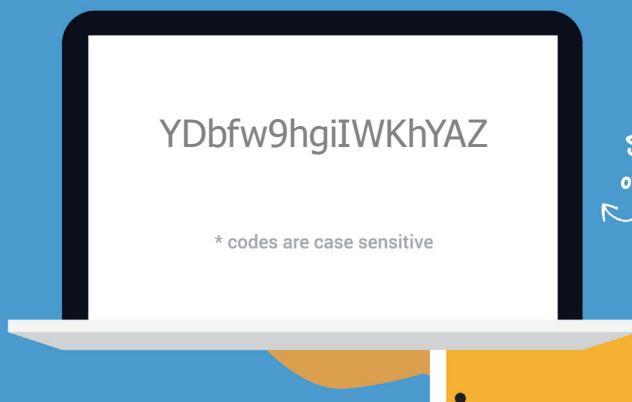


©2017 ExamSoft Worldwide, Inc.



EXAM TAKER ACTIVATION CARD

To activate, scratch off the code below, and enter it at:
<http://www.examssoft.com/seminolenursing>



How to activate your card for use (in 4 easy steps!)

1

Check your system requirements. Login to your school's ExamSoft URL (above).

2

Download/register SofTest. Activate your license by entering the code above.

3

On exam day, make sure your laptop is fully charged (bring your power cable).

4

After the exam, connect to the Internet, launch SofTest; and your exam(s) will upload.

EXAM TAKER ACTIVATION CARD SYSTEM REQUIREMENTS

System requirements are subject to change. For the most current requirements, please visit examsoft.com/msr or by accessing the QR code below.



TECHNICAL SUPPORT

support@examsoft.com or call 866-429-8889

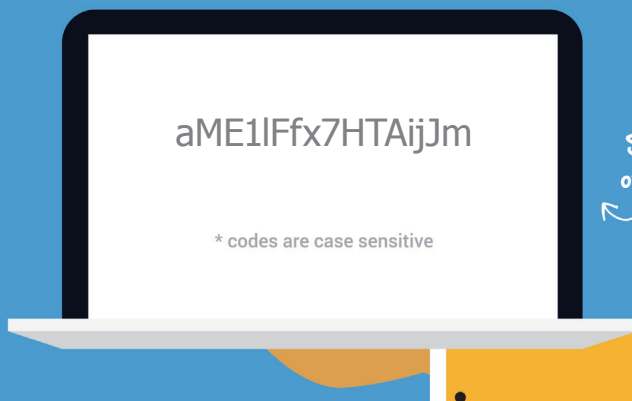


©2017 ExamSoft Worldwide, Inc.



EXAM TAKER ACTIVATION CARD

To activate, scratch off the code below, and enter it at:
<http://www.examssoft.com/seminolenursing>



How to activate your card for use (in 4 easy steps!)

1

Check your system requirements. Login to your school's ExamSoft URL (above).

2

Download/register SofTest. Activate your license by entering the code above.

3

On exam day, make sure your laptop is fully charged (bring your power cable).

4

After the exam, connect to the Internet, launch SofTest; and your exam(s) will upload.

EXAM TAKER ACTIVATION CARD SYSTEM REQUIREMENTS

System requirements are subject to change. For the most current requirements, please visit examsoft.com/msr or by accessing the QR code below.



TECHNICAL SUPPORT

support@examsoft.com or call 866-429-8889

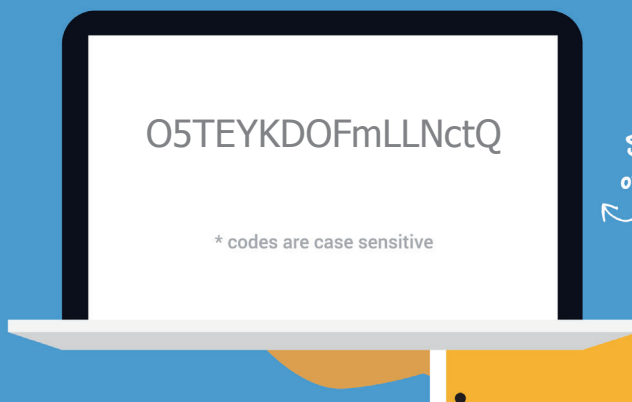


©2017 ExamSoft Worldwide, Inc.



EXAM TAKER ACTIVATION CARD

To activate, scratch off the code below, and enter it at:
<http://www.examssoft.com/seminolenursing>



How to activate your card for use (in 4 easy steps!)

1

Check your system requirements. Login to your school's ExamSoft URL (above).

2

Download/register SofTest. Activate your license by entering the code above.

3

On exam day, make sure your laptop is fully charged (bring your power cable).

4

After the exam, connect to the Internet, launch SofTest; and your exam(s) will upload.

EXAM TAKER ACTIVATION CARD SYSTEM REQUIREMENTS

System requirements are subject to change. For the most current requirements, please visit examsoft.com/msr or by accessing the QR code below.



TECHNICAL SUPPORT

support@examsoft.com or call 866-429-8889

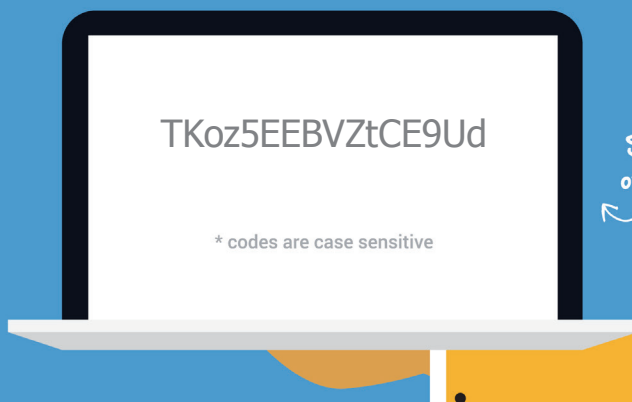


©2017 ExamSoft Worldwide, Inc.



EXAM TAKER ACTIVATION CARD

To activate, scratch off the code below, and enter it at:
<http://www.examssoft.com/seminolenursing>



How to activate your card for use (in 4 easy steps!)

1

Check your system requirements. Login to your school's ExamSoft URL (above).

2

Download/register SofTest. Activate your license by entering the code above.

3

On exam day, make sure your laptop is fully charged (bring your power cable).

4

After the exam, connect to the Internet, launch SofTest; and your exam(s) will upload.

EXAM TAKER ACTIVATION CARD SYSTEM REQUIREMENTS

System requirements are subject to change. For the most current requirements, please visit examsoft.com/msr or by accessing the QR code below.



TECHNICAL SUPPORT

support@examsoft.com or call 866-429-8889

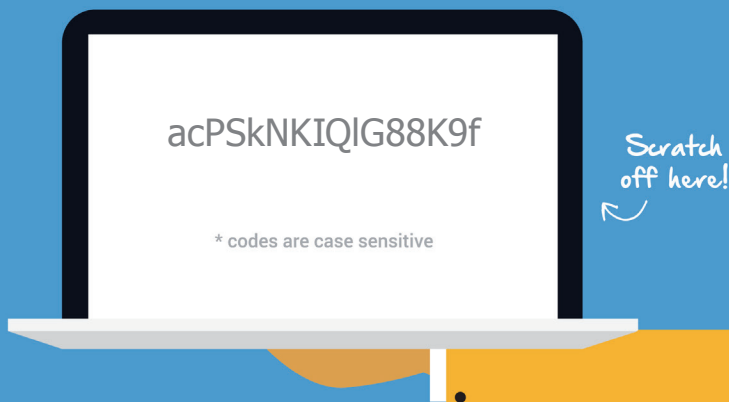


©2017 ExamSoft Worldwide, Inc.



EXAM TAKER ACTIVATION CARD

To activate, scratch off the code below, and enter it at:
<http://www.examssoft.com/seminolenursing>



How to activate your card for use (in 4 easy steps!)

1

Check your system requirements. Login to your school's ExamSoft URL (above).

2

Download/register SofTest. Activate your license by entering the code above.

3

On exam day, make sure your laptop is fully charged (bring your power cable).

4

After the exam, connect to the Internet, launch SofTest; and your exam(s) will upload.

EXAM TAKER ACTIVATION CARD SYSTEM REQUIREMENTS

System requirements are subject to change. For the most current requirements, please visit examsoft.com/msr or by accessing the QR code below.



TECHNICAL SUPPORT

support@examsoft.com or call 866-429-8889

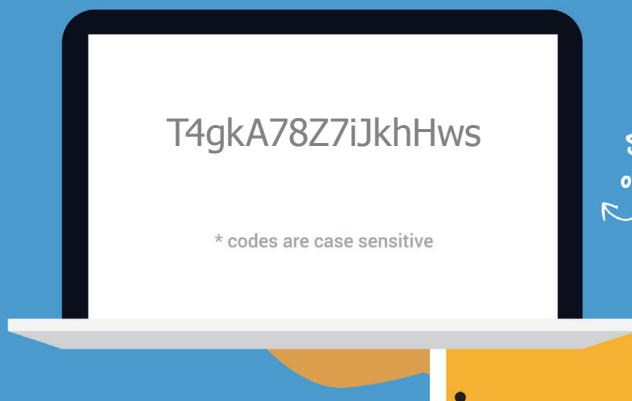


©2017 ExamSoft Worldwide, Inc.



EXAM TAKER ACTIVATION CARD

To activate, scratch off the code below, and enter it at:
<http://www.examssoft.com/seminolenursing>



How to activate your card for use (in 4 easy steps!)

1

Check your system requirements. Login to your school's ExamSoft URL (above).

2

Download/register SofTest. Activate your license by entering the code above.

3

On exam day, make sure your laptop is fully charged (bring your power cable).

4

After the exam, connect to the Internet, launch SofTest; and your exam(s) will upload.

EXAM TAKER ACTIVATION CARD SYSTEM REQUIREMENTS

System requirements are subject to change. For the most current requirements, please visit examsoft.com/msr or by accessing the QR code below.



TECHNICAL SUPPORT

support@examsoft.com or call 866-429-8889

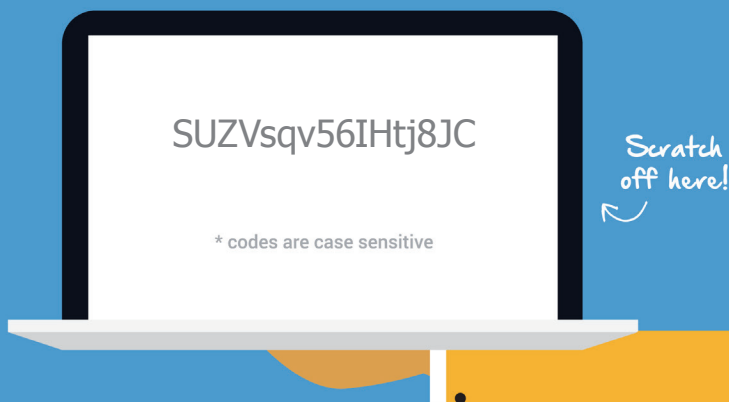


©2017 ExamSoft Worldwide, Inc.



EXAM TAKER ACTIVATION CARD

To activate, scratch off the code below, and enter it at:
<http://www.examssoft.com/seminolenursing>



How to activate your card for use (in 4 easy steps!)

1

Check your system requirements. Login to your school's ExamSoft URL (above).

2

Download/register SofTest. Activate your license by entering the code above.

3

On exam day, make sure your laptop is fully charged (bring your power cable).

4

After the exam, connect to the Internet, launch SofTest; and your exam(s) will upload.

EXAM TAKER ACTIVATION CARD SYSTEM REQUIREMENTS

System requirements are subject to change. For the most current requirements, please visit examsoft.com/msr or by accessing the QR code below.



TECHNICAL SUPPORT

support@examsoft.com or call 866-429-8889

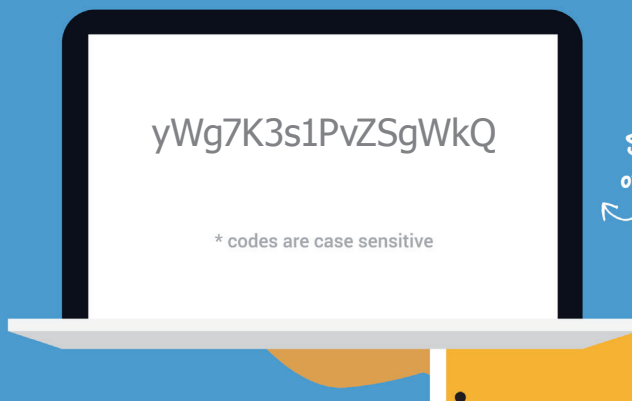


©2017 ExamSoft Worldwide, Inc.



EXAM TAKER ACTIVATION CARD

To activate, scratch off the code below, and enter it at:
<http://www.examssoft.com/seminolenursing>



How to activate your card for use (in 4 easy steps!)

1

Check your system requirements. Login to your school's ExamSoft URL (above).

2

Download/register SofTest. Activate your license by entering the code above.

3

On exam day, make sure your laptop is fully charged (bring your power cable).

4

After the exam, connect to the Internet, launch SofTest; and your exam(s) will upload.

EXAM TAKER ACTIVATION CARD SYSTEM REQUIREMENTS

System requirements are subject to change. For the most current requirements, please visit examsoft.com/msr or by accessing the QR code below.



TECHNICAL SUPPORT

support@examsoft.com or call 866-429-8889

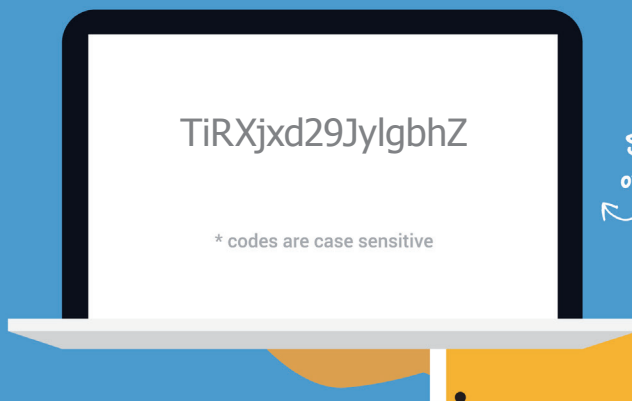


©2017 ExamSoft Worldwide, Inc.



EXAM TAKER ACTIVATION CARD

To activate, scratch off the code below, and enter it at:
<http://www.examssoft.com/seminolenursing>



How to activate your card for use (in 4 easy steps!)

1

Check your system requirements. Login to your school's ExamSoft URL (above).

2

Download/register SofTest. Activate your license by entering the code above.

3

On exam day, make sure your laptop is fully charged (bring your power cable).

4

After the exam, connect to the Internet, launch SofTest; and your exam(s) will upload.

EXAM TAKER ACTIVATION CARD SYSTEM REQUIREMENTS

System requirements are subject to change. For the most current requirements, please visit examsoft.com/msr or by accessing the QR code below.



TECHNICAL SUPPORT

support@examsoft.com or call 866-429-8889

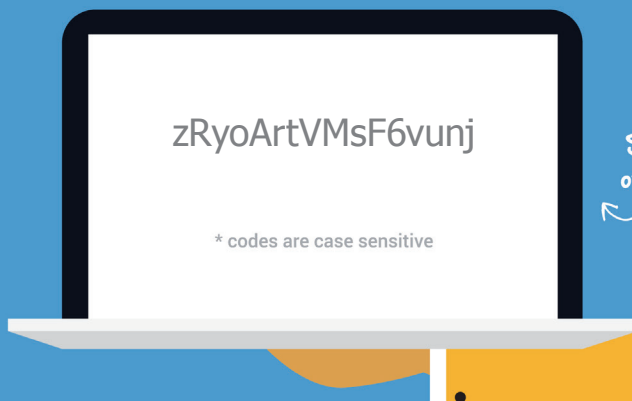


©2017 ExamSoft Worldwide, Inc.



EXAM TAKER ACTIVATION CARD

To activate, scratch off the code below, and enter it at:
<http://www.examssoft.com/seminolenursing>



How to activate your card for use (in 4 easy steps!)

1

Check your system requirements. Login to your school's ExamSoft URL (above).

2

Download/register SofTest. Activate your license by entering the code above.

3

On exam day, make sure your laptop is fully charged (bring your power cable).

4

After the exam, connect to the Internet, launch SofTest; and your exam(s) will upload.

EXAM TAKER ACTIVATION CARD SYSTEM REQUIREMENTS

System requirements are subject to change. For the most current requirements, please visit examsoft.com/msr or by accessing the QR code below.



TECHNICAL SUPPORT

support@examsoft.com or call 866-429-8889

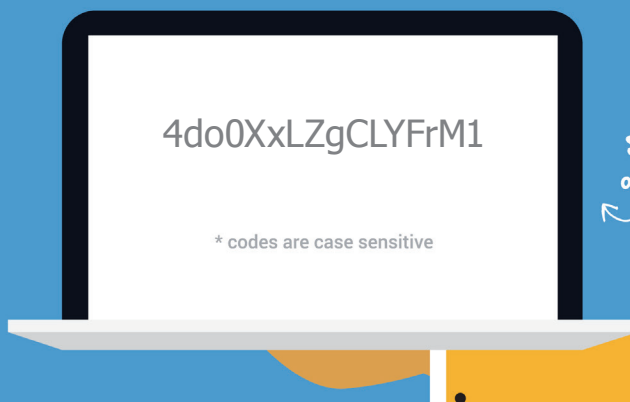


©2017 ExamSoft Worldwide, Inc.



EXAM TAKER ACTIVATION CARD

To activate, scratch off the code below, and enter it at:
<http://www.examssoft.com/seminolenursing>



How to activate your card for use (in 4 easy steps!)

1

Check your system requirements. Login to your school's ExamSoft URL (above).

2

Download/register SofTest. Activate your license by entering the code above.

3

On exam day, make sure your laptop is fully charged (bring your power cable).

4

After the exam, connect to the Internet, launch SofTest; and your exam(s) will upload.

EXAM TAKER ACTIVATION CARD SYSTEM REQUIREMENTS

System requirements are subject to change. For the most current requirements, please visit examsoft.com/msr or by accessing the QR code below.



TECHNICAL SUPPORT

support@examsoft.com or call 866-429-8889

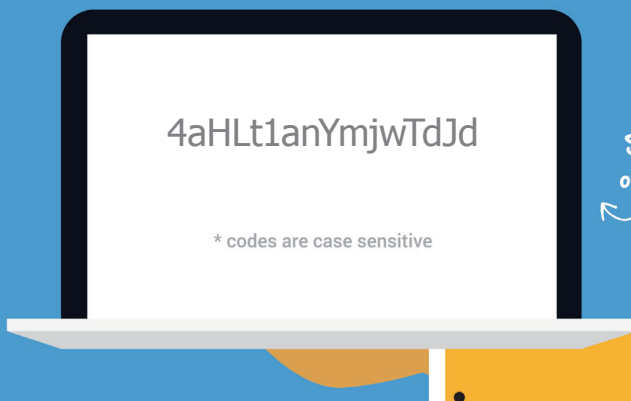


©2017 ExamSoft Worldwide, Inc.



EXAM TAKER ACTIVATION CARD

To activate, scratch off the code below, and enter it at:
<http://www.examssoft.com/seminolenursing>



How to activate your card for use (in 4 easy steps!)

1

Check your system requirements. Login to your school's ExamSoft URL (above).

2

Download/register SofTest. Activate your license by entering the code above.

3

On exam day, make sure your laptop is fully charged (bring your power cable).

4

After the exam, connect to the Internet, launch SofTest; and your exam(s) will upload.

EXAM TAKER ACTIVATION CARD SYSTEM REQUIREMENTS

System requirements are subject to change. For the most current requirements, please visit examsoft.com/msr or by accessing the QR code below.



TECHNICAL SUPPORT

support@examsoft.com or call 866-429-8889

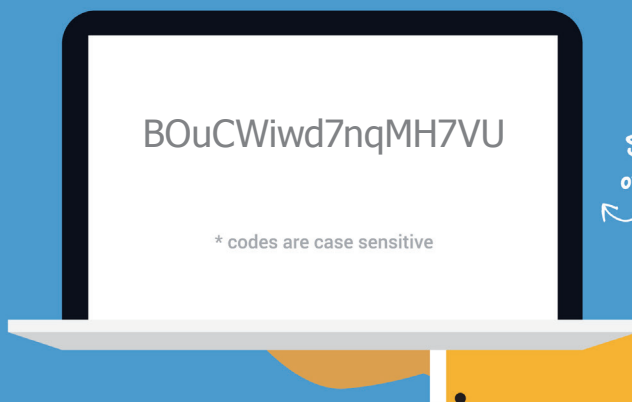


©2017 ExamSoft Worldwide, Inc.



EXAM TAKER ACTIVATION CARD

To activate, scratch off the code below, and enter it at:
<http://www.examssoft.com/seminolenursing>



How to activate your card for use (in 4 easy steps!)

1

Check your system requirements. Login to your school's ExamSoft URL (above).

2

Download/register SofTest. Activate your license by entering the code above.

3

On exam day, make sure your laptop is fully charged (bring your power cable).

4

After the exam, connect to the Internet, launch SofTest; and your exam(s) will upload.

EXAM TAKER ACTIVATION CARD SYSTEM REQUIREMENTS

System requirements are subject to change. For the most current requirements, please visit examsoft.com/msr or by accessing the QR code below.



TECHNICAL SUPPORT

support@examsoft.com or call 866-429-8889

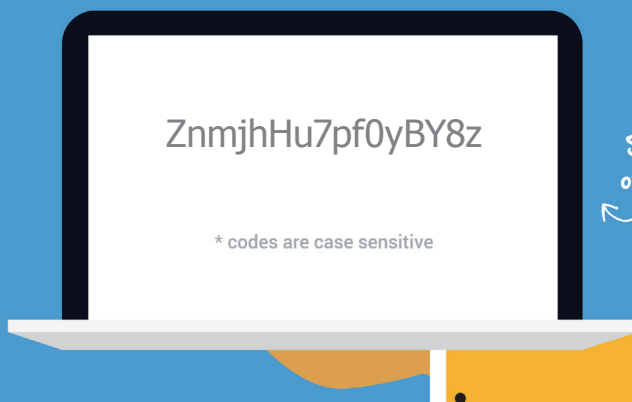


©2017 ExamSoft Worldwide, Inc.



EXAM TAKER ACTIVATION CARD

To activate, scratch off the code below, and enter it at:
<http://www.examssoft.com/seminolenursing>



How to activate your card for use (in 4 easy steps!)

1

Check your system requirements. Login to your school's ExamSoft URL (above).

2

Download/register SofTest. Activate your license by entering the code above.

3

On exam day, make sure your laptop is fully charged (bring your power cable).

4

After the exam, connect to the Internet, launch SofTest; and your exam(s) will upload.

EXAM TAKER ACTIVATION CARD SYSTEM REQUIREMENTS

System requirements are subject to change. For the most current requirements, please visit examsoft.com/msr or by accessing the QR code below.



TECHNICAL SUPPORT

support@examsoft.com or call 866-429-8889

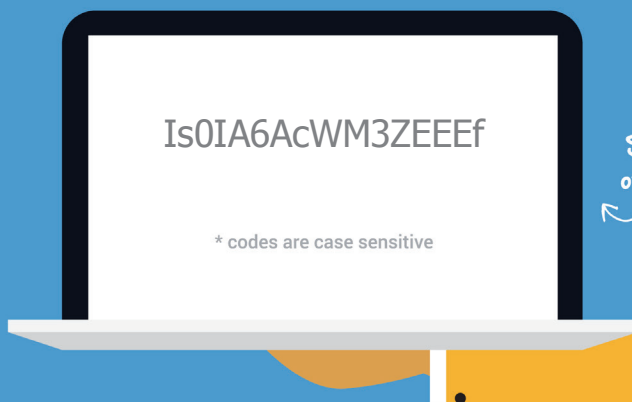


©2017 ExamSoft Worldwide, Inc.



EXAM TAKER ACTIVATION CARD

To activate, scratch off the code below, and enter it at:
<http://www.examssoft.com/seminolenursing>



How to activate your card for use (in 4 easy steps!)

1

Check your system requirements. Login to your school's ExamSoft URL (above).

2

Download/register SofTest. Activate your license by entering the code above.

3

On exam day, make sure your laptop is fully charged (bring your power cable).

4

After the exam, connect to the Internet, launch SofTest; and your exam(s) will upload.

EXAM TAKER ACTIVATION CARD SYSTEM REQUIREMENTS

System requirements are subject to change. For the most current requirements, please visit examsoft.com/msr or by accessing the QR code below.



TECHNICAL SUPPORT

support@examsoft.com or call 866-429-8889

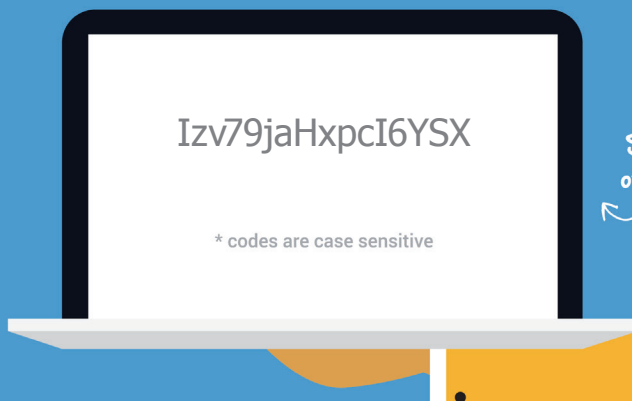


©2017 ExamSoft Worldwide, Inc.



EXAM TAKER ACTIVATION CARD

To activate, scratch off the code below, and enter it at:
<http://www.examssoft.com/seminolenursing>



How to activate your card for use (in 4 easy steps!)

1

Check your system requirements. Login to your school's ExamSoft URL (above).

2

Download/register SofTest. Activate your license by entering the code above.

3

On exam day, make sure your laptop is fully charged (bring your power cable).

4

After the exam, connect to the Internet, launch SofTest; and your exam(s) will upload.

EXAM TAKER ACTIVATION CARD SYSTEM REQUIREMENTS

System requirements are subject to change. For the most current requirements, please visit examsoft.com/msr or by accessing the QR code below.



TECHNICAL SUPPORT

support@examsoft.com or call 866-429-8889

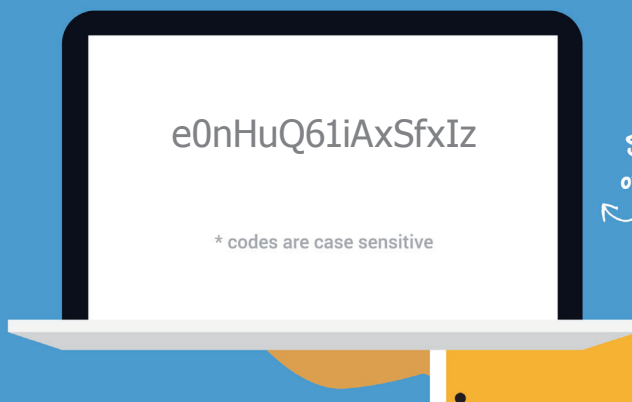


©2017 ExamSoft Worldwide, Inc.



EXAM TAKER ACTIVATION CARD

To activate, scratch off the code below, and enter it at:
<http://www.examssoft.com/seminolenursing>



How to activate your card for use (in 4 easy steps!)

1

Check your system requirements. Login to your school's ExamSoft URL (above).

2

Download/register SofTest. Activate your license by entering the code above.

3

On exam day, make sure your laptop is fully charged (bring your power cable).

4

After the exam, connect to the Internet, launch SofTest; and your exam(s) will upload.

EXAM TAKER ACTIVATION CARD SYSTEM REQUIREMENTS

System requirements are subject to change. For the most current requirements, please visit examsoft.com/msr or by accessing the QR code below.



TECHNICAL SUPPORT

support@examsoft.com or call 866-429-8889

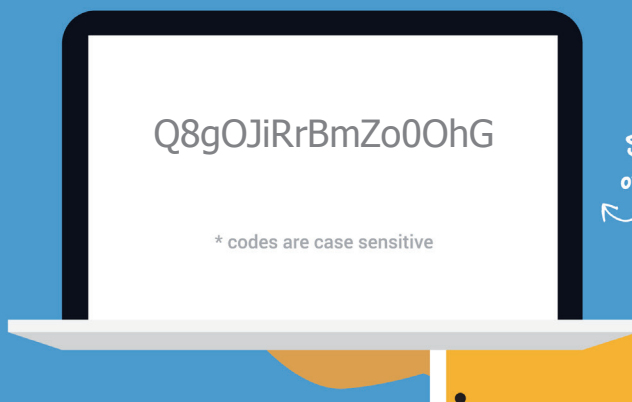


©2017 ExamSoft Worldwide, Inc.



EXAM TAKER ACTIVATION CARD

To activate, scratch off the code below, and enter it at:
<http://www.examssoft.com/seminolenursing>



How to activate your card for use (in 4 easy steps!)

1

Check your system requirements. Login to your school's ExamSoft URL (above).

2

Download/register SofTest. Activate your license by entering the code above.

3

On exam day, make sure your laptop is fully charged (bring your power cable).

4

After the exam, connect to the Internet, launch SofTest; and your exam(s) will upload.

EXAM TAKER ACTIVATION CARD SYSTEM REQUIREMENTS

System requirements are subject to change. For the most current requirements, please visit examsoft.com/msr or by accessing the QR code below.



TECHNICAL SUPPORT

support@examsoft.com or call 866-429-8889

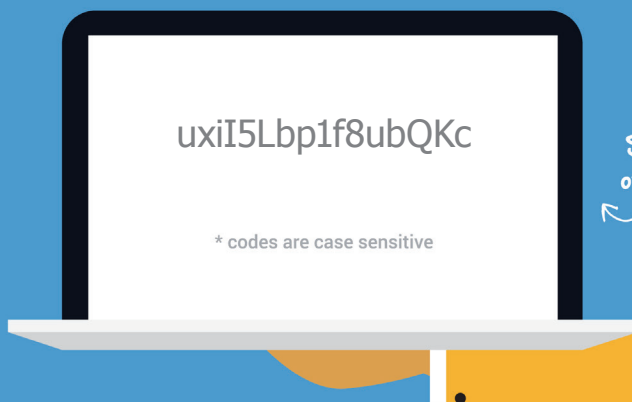


©2017 ExamSoft Worldwide, Inc.



EXAM TAKER ACTIVATION CARD

To activate, scratch off the code below, and enter it at:
<http://www.examssoft.com/seminolenursing>



How to activate your card for use (in 4 easy steps!)

1

Check your system requirements. Login to your school's ExamSoft URL (above).

2

Download/register SofTest. Activate your license by entering the code above.

3

On exam day, make sure your laptop is fully charged (bring your power cable).

4

After the exam, connect to the Internet, launch SofTest; and your exam(s) will upload.

EXAM TAKER ACTIVATION CARD SYSTEM REQUIREMENTS

System requirements are subject to change. For the most current requirements, please visit examsoft.com/msr or by accessing the QR code below.



TECHNICAL SUPPORT

support@examsoft.com or call 866-429-8889

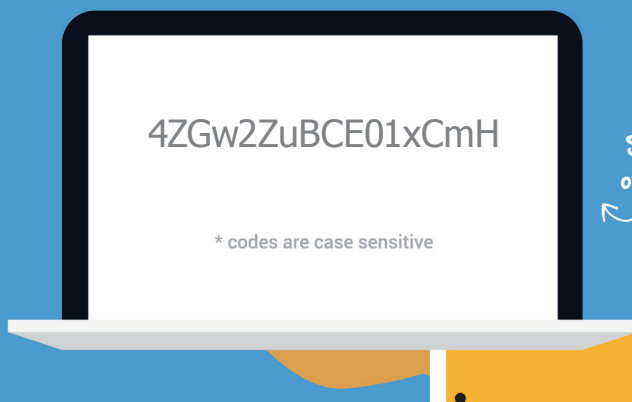


©2017 ExamSoft Worldwide, Inc.



EXAM TAKER ACTIVATION CARD

To activate, scratch off the code below, and enter it at:
<http://www.examssoft.com/seminolenursing>



How to activate your card for use (in 4 easy steps!)

1

Check your system requirements. Login to your school's ExamSoft URL (above).

2

Download/register SofTest. Activate your license by entering the code above.

3

On exam day, make sure your laptop is fully charged (bring your power cable).

4

After the exam, connect to the Internet, launch SofTest; and your exam(s) will upload.

EXAM TAKER ACTIVATION CARD SYSTEM REQUIREMENTS

System requirements are subject to change. For the most current requirements, please visit examsoft.com/msr or by accessing the QR code below.



TECHNICAL SUPPORT

support@examsoft.com or call 866-429-8889

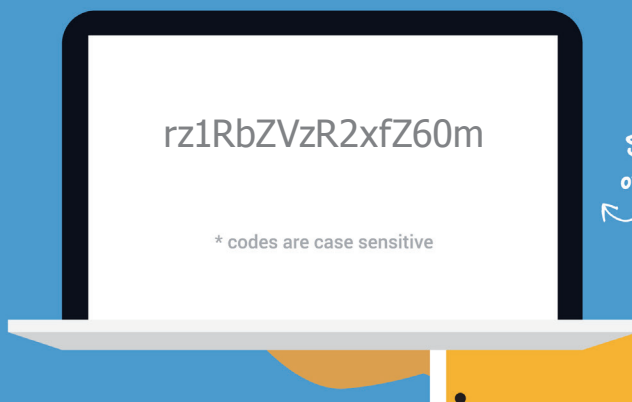


©2017 ExamSoft Worldwide, Inc.



EXAM TAKER ACTIVATION CARD

To activate, scratch off the code below, and enter it at:
<http://www.examssoft.com/seminolenursing>



How to activate your card for use (in 4 easy steps!)

1

Check your system requirements. Login to your school's ExamSoft URL (above).

2

Download/register SofTest. Activate your license by entering the code above.

3

On exam day, make sure your laptop is fully charged (bring your power cable).

4

After the exam, connect to the Internet, launch SofTest; and your exam(s) will upload.

EXAM TAKER ACTIVATION CARD SYSTEM REQUIREMENTS

System requirements are subject to change. For the most current requirements, please visit examsoft.com/msr or by accessing the QR code below.



TECHNICAL SUPPORT

support@examsoft.com or call 866-429-8889

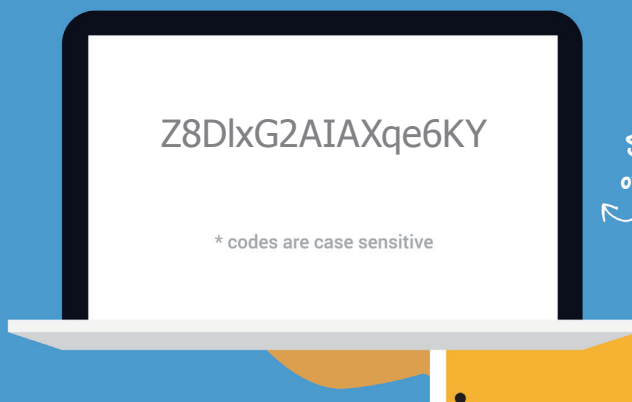


©2017 ExamSoft Worldwide, Inc.



EXAM TAKER ACTIVATION CARD

To activate, scratch off the code below, and enter it at:
<http://www.examssoft.com/seminolenursing>



How to activate your card for use (in 4 easy steps!)

1

Check your system requirements. Login to your school's ExamSoft URL (above).

2

Download/register SofTest. Activate your license by entering the code above.

3

On exam day, make sure your laptop is fully charged (bring your power cable).

4

After the exam, connect to the Internet, launch SofTest; and your exam(s) will upload.

EXAM TAKER ACTIVATION CARD SYSTEM REQUIREMENTS

System requirements are subject to change. For the most current requirements, please visit examsoft.com/msr or by accessing the QR code below.



TECHNICAL SUPPORT

support@examsoft.com or call 866-429-8889

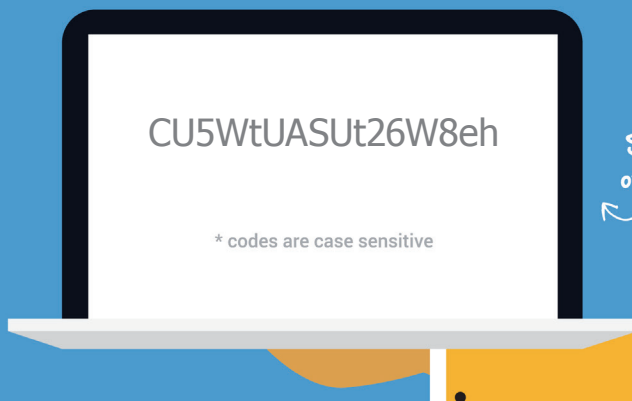


©2017 ExamSoft Worldwide, Inc.



EXAM TAKER ACTIVATION CARD

To activate, scratch off the code below, and enter it at:
<http://www.examssoft.com/seminolenursing>



How to activate your card for use (in 4 easy steps!)

1

Check your system requirements. Login to your school's ExamSoft URL (above).

2

Download/register SofTest. Activate your license by entering the code above.

3

On exam day, make sure your laptop is fully charged (bring your power cable).

4

After the exam, connect to the Internet, launch SofTest; and your exam(s) will upload.

EXAM TAKER ACTIVATION CARD SYSTEM REQUIREMENTS

System requirements are subject to change. For the most current requirements, please visit examsoft.com/msr or by accessing the QR code below.



TECHNICAL SUPPORT

support@examsoft.com or call 866-429-8889

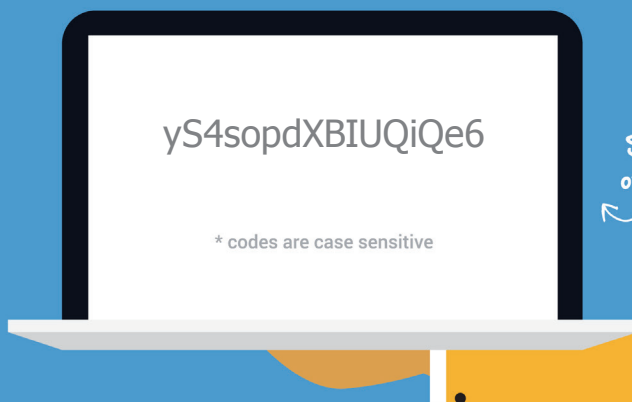


©2017 ExamSoft Worldwide, Inc.



EXAM TAKER ACTIVATION CARD

To activate, scratch off the code below, and enter it at:
<http://www.examssoft.com/seminolenursing>



How to activate your card for use (in 4 easy steps!)

1

Check your system requirements. Login to your school's ExamSoft URL (above).

2

Download/register SofTest. Activate your license by entering the code above.

3

On exam day, make sure your laptop is fully charged (bring your power cable).

4

After the exam, connect to the Internet, launch SofTest; and your exam(s) will upload.

EXAM TAKER ACTIVATION CARD SYSTEM REQUIREMENTS

System requirements are subject to change. For the most current requirements, please visit examsoft.com/msr or by accessing the QR code below.



TECHNICAL SUPPORT

support@examsoft.com or call 866-429-8889

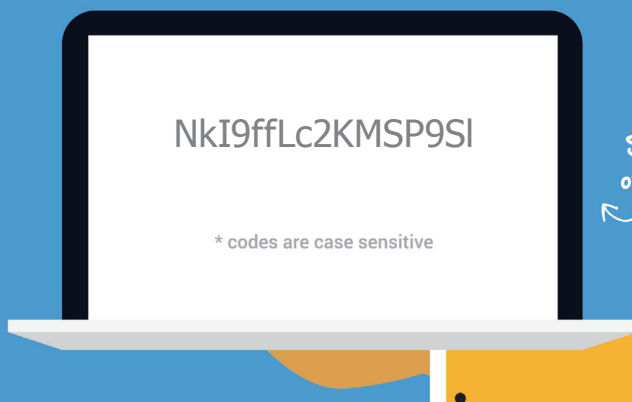


©2017 ExamSoft Worldwide, Inc.



EXAM TAKER ACTIVATION CARD

To activate, scratch off the code below, and enter it at:
<http://www.examssoft.com/seminolenursing>



How to activate your card for use (in 4 easy steps!)

1

Check your system requirements. Login to your school's ExamSoft URL (above).

2

Download/register SofTest. Activate your license by entering the code above.

3

On exam day, make sure your laptop is fully charged (bring your power cable).

4

After the exam, connect to the Internet, launch SofTest; and your exam(s) will upload.

EXAM TAKER ACTIVATION CARD SYSTEM REQUIREMENTS

System requirements are subject to change. For the most current requirements, please visit examsoft.com/msr or by accessing the QR code below.



TECHNICAL SUPPORT

support@examsoft.com or call 866-429-8889

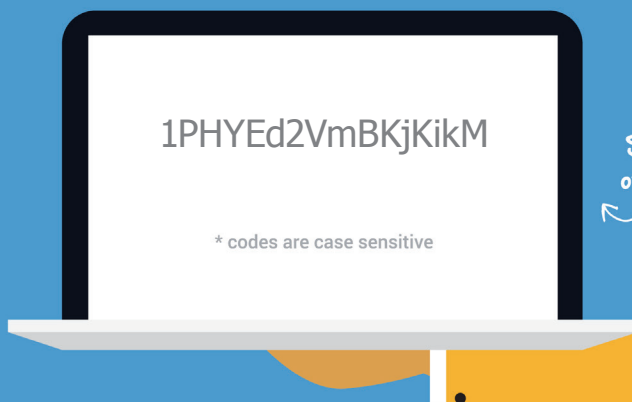


©2017 ExamSoft Worldwide, Inc.



EXAM TAKER ACTIVATION CARD

To activate, scratch off the code below, and enter it at:
<http://www.examssoft.com/seminolenursing>



How to activate your card for use (in 4 easy steps!)

1

Check your system requirements. Login to your school's ExamSoft URL (above).

2

Download/register SofTest. Activate your license by entering the code above.

3

On exam day, make sure your laptop is fully charged (bring your power cable).

4

After the exam, connect to the Internet, launch SofTest; and your exam(s) will upload.

EXAM TAKER ACTIVATION CARD SYSTEM REQUIREMENTS

System requirements are subject to change. For the most current requirements, please visit examsoft.com/msr or by accessing the QR code below.



TECHNICAL SUPPORT

support@examsoft.com or call 866-429-8889

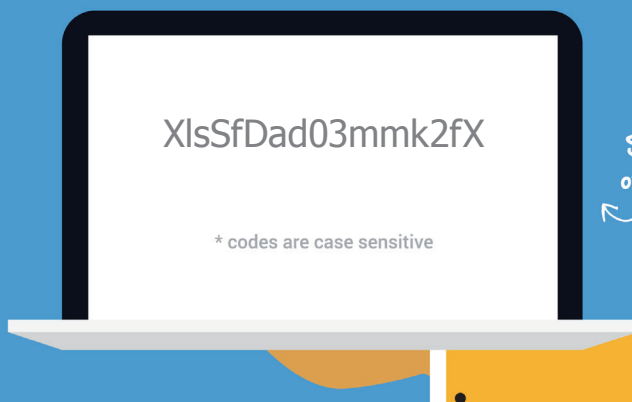


©2017 ExamSoft Worldwide, Inc.



EXAM TAKER ACTIVATION CARD

To activate, scratch off the code below, and enter it at:
<http://www.examssoft.com/seminolenursing>



How to activate your card for use (in 4 easy steps!)

1

Check your system requirements. Login to your school's ExamSoft URL (above).

2

Download/register SofTest. Activate your license by entering the code above.

3

On exam day, make sure your laptop is fully charged (bring your power cable).

4

After the exam, connect to the Internet, launch SofTest; and your exam(s) will upload.

EXAM TAKER ACTIVATION CARD SYSTEM REQUIREMENTS

System requirements are subject to change. For the most current requirements, please visit examsoft.com/msr or by accessing the QR code below.



TECHNICAL SUPPORT

support@examsoft.com or call 866-429-8889

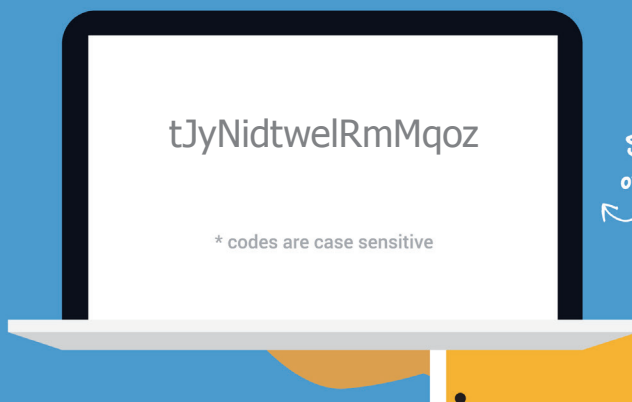


©2017 ExamSoft Worldwide, Inc.



EXAM TAKER ACTIVATION CARD

To activate, scratch off the code below, and enter it at:
<http://www.examssoft.com/seminolenursing>



How to activate your card for use (in 4 easy steps!)

1

Check your system requirements. Login to your school's ExamSoft URL (above).

2

Download/register SofTest. Activate your license by entering the code above.

3

On exam day, make sure your laptop is fully charged (bring your power cable).

4

After the exam, connect to the Internet, launch SofTest; and your exam(s) will upload.

EXAM TAKER ACTIVATION CARD SYSTEM REQUIREMENTS

System requirements are subject to change. For the most current requirements, please visit examsoft.com/msr or by accessing the QR code below.



TECHNICAL SUPPORT

support@examsoft.com or call 866-429-8889

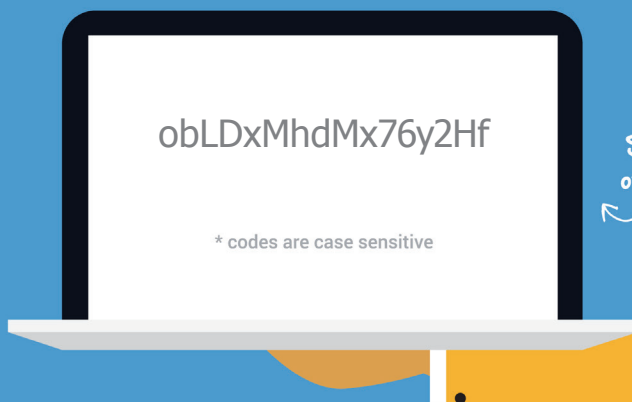


©2017 ExamSoft Worldwide, Inc.



EXAM TAKER ACTIVATION CARD

To activate, scratch off the code below, and enter it at:
<http://www.examssoft.com/seminolenursing>



How to activate your card for use (in 4 easy steps!)

1

Check your system requirements. Login to your school's ExamSoft URL (above).

2

Download/register SofTest. Activate your license by entering the code above.

3

On exam day, make sure your laptop is fully charged (bring your power cable).

4

After the exam, connect to the Internet, launch SofTest; and your exam(s) will upload.

EXAM TAKER ACTIVATION CARD SYSTEM REQUIREMENTS

System requirements are subject to change. For the most current requirements, please visit examsoft.com/msr or by accessing the QR code below.



TECHNICAL SUPPORT

support@examsoft.com or call 866-429-8889

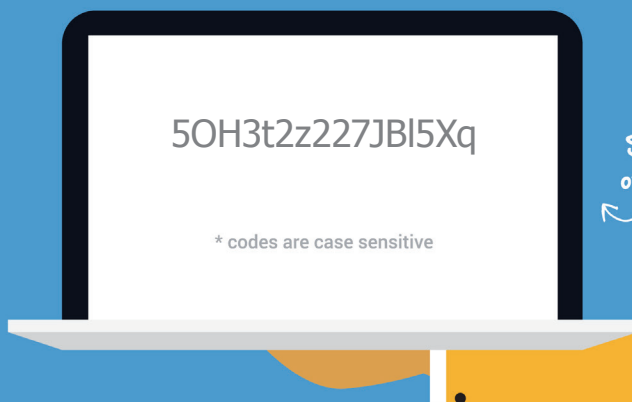


©2017 ExamSoft Worldwide, Inc.



EXAM TAKER ACTIVATION CARD

To activate, scratch off the code below, and enter it at:
<http://www.examssoft.com/seminolenursing>



How to activate your card for use (in 4 easy steps!)

1

Check your system requirements. Login to your school's ExamSoft URL (above).

2

Download/register SofTest. Activate your license by entering the code above.

3

On exam day, make sure your laptop is fully charged (bring your power cable).

4

After the exam, connect to the Internet, launch SofTest; and your exam(s) will upload.

EXAM TAKER ACTIVATION CARD SYSTEM REQUIREMENTS

System requirements are subject to change. For the most current requirements, please visit examsoft.com/msr or by accessing the QR code below.



TECHNICAL SUPPORT

support@examsoft.com or call 866-429-8889

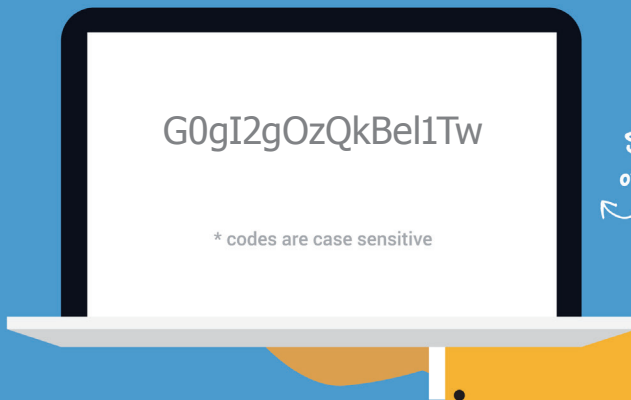


©2017 ExamSoft Worldwide, Inc.



EXAM TAKER ACTIVATION CARD

To activate, scratch off the code below, and enter it at:
<http://www.examssoft.com/seminolenursing>



How to activate your card for use (in 4 easy steps!)

1

Check your system requirements. Login to your school's ExamSoft URL (above).

2

Download/register SofTest. Activate your license by entering the code above.

3

On exam day, make sure your laptop is fully charged (bring your power cable).

4

After the exam, connect to the Internet, launch SofTest; and your exam(s) will upload.

EXAM TAKER ACTIVATION CARD SYSTEM REQUIREMENTS

System requirements are subject to change. For the most current requirements, please visit examsoft.com/msr or by accessing the QR code below.



TECHNICAL SUPPORT

support@examsoft.com or call 866-429-8889

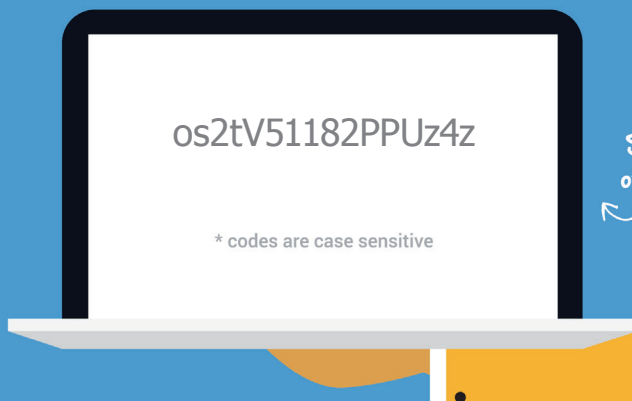


©2017 ExamSoft Worldwide, Inc.



EXAM TAKER ACTIVATION CARD

To activate, scratch off the code below, and enter it at:
<http://www.examssoft.com/seminolenursing>



How to activate your card for use (in 4 easy steps!)

1

Check your system requirements. Login to your school's ExamSoft URL (above).

2

Download/register SofTest. Activate your license by entering the code above.

3

On exam day, make sure your laptop is fully charged (bring your power cable).

4

After the exam, connect to the Internet, launch SofTest; and your exam(s) will upload.

EXAM TAKER ACTIVATION CARD SYSTEM REQUIREMENTS

System requirements are subject to change. For the most current requirements, please visit examsoft.com/msr or by accessing the QR code below.



TECHNICAL SUPPORT

support@examsoft.com or call 866-429-8889

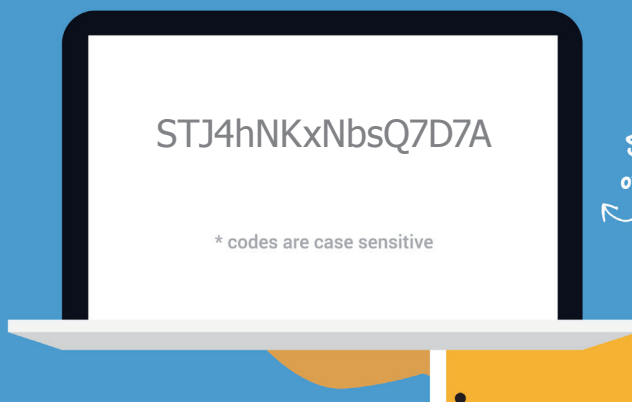


©2017 ExamSoft Worldwide, Inc.



EXAM TAKER ACTIVATION CARD

To activate, scratch off the code below, and enter it at:
<http://www.examssoft.com/seminolenursing>



How to activate your card for use (in 4 easy steps!)

1

Check your system requirements. Login to your school's ExamSoft URL (above).

2

Download/register SofTest. Activate your license by entering the code above.

3

On exam day, make sure your laptop is fully charged (bring your power cable).

4

After the exam, connect to the Internet, launch SofTest; and your exam(s) will upload.

EXAM TAKER ACTIVATION CARD SYSTEM REQUIREMENTS

System requirements are subject to change. For the most current requirements, please visit examsoft.com/msr or by accessing the QR code below.



TECHNICAL SUPPORT

support@examsoft.com or call 866-429-8889

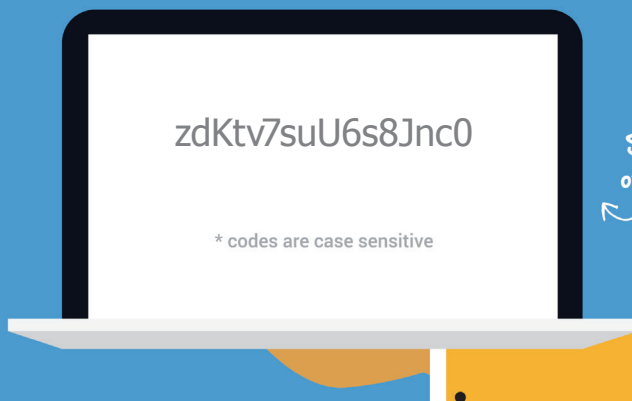


©2017 ExamSoft Worldwide, Inc.



EXAM TAKER ACTIVATION CARD

To activate, scratch off the code below, and enter it at:
<http://www.examssoft.com/seminolenursing>



How to activate your card for use (in 4 easy steps!)

1

Check your system requirements. Login to your school's ExamSoft URL (above).

2

Download/register SofTest. Activate your license by entering the code above.

3

On exam day, make sure your laptop is fully charged (bring your power cable).

4

After the exam, connect to the Internet, launch SofTest; and your exam(s) will upload.

EXAM TAKER ACTIVATION CARD SYSTEM REQUIREMENTS

System requirements are subject to change. For the most current requirements, please visit examsoft.com/msr or by accessing the QR code below.



TECHNICAL SUPPORT

support@examsoft.com or call 866-429-8889

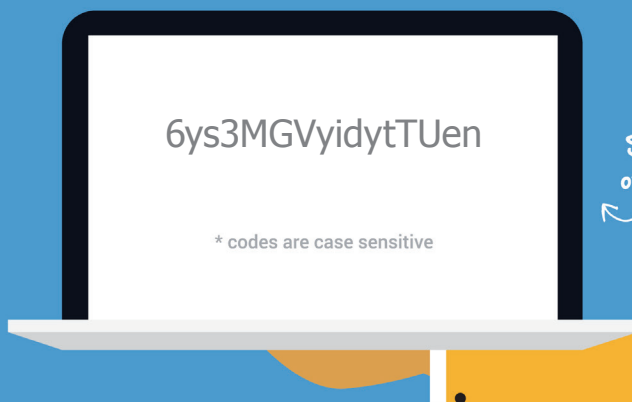


©2017 ExamSoft Worldwide, Inc.



EXAM TAKER ACTIVATION CARD

To activate, scratch off the code below, and enter it at:
<http://www.examssoft.com/seminolenursing>



How to activate your card for use (in 4 easy steps!)

1

Check your system requirements. Login to your school's ExamSoft URL (above).

2

Download/register SofTest. Activate your license by entering the code above.

3

On exam day, make sure your laptop is fully charged (bring your power cable).

4

After the exam, connect to the Internet, launch SofTest; and your exam(s) will upload.

EXAM TAKER ACTIVATION CARD SYSTEM REQUIREMENTS

System requirements are subject to change. For the most current requirements, please visit examsoft.com/msr or by accessing the QR code below.



TECHNICAL SUPPORT

support@examsoft.com or call 866-429-8889

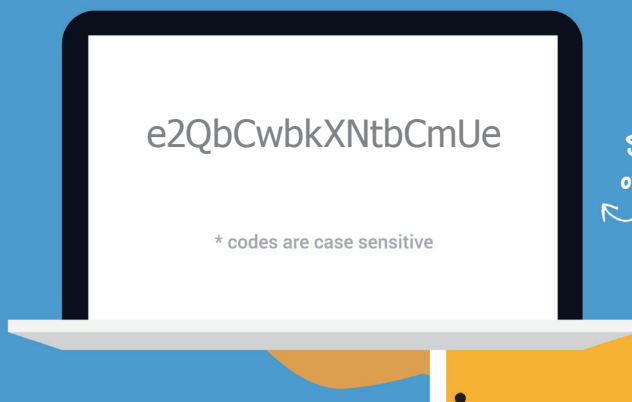


©2017 ExamSoft Worldwide, Inc.



EXAM TAKER ACTIVATION CARD

To activate, scratch off the code below, and enter it at:
<http://www.examssoft.com/seminolenursing>



How to activate your card for use (in 4 easy steps!)

1

Check your system requirements. Login to your school's ExamSoft URL (above).

2

Download/register SofTest. Activate your license by entering the code above.

3

On exam day, make sure your laptop is fully charged (bring your power cable).

4

After the exam, connect to the Internet, launch SofTest; and your exam(s) will upload.

EXAM TAKER ACTIVATION CARD SYSTEM REQUIREMENTS

System requirements are subject to change. For the most current requirements, please visit examsoft.com/msr or by accessing the QR code below.



TECHNICAL SUPPORT

support@examsoft.com or call 866-429-8889

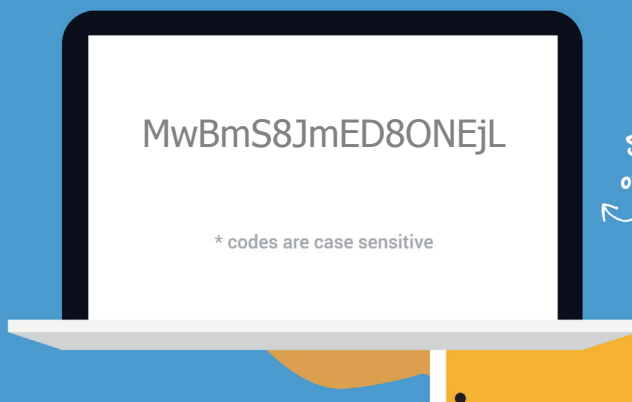


©2017 ExamSoft Worldwide, Inc.



EXAM TAKER ACTIVATION CARD

To activate, scratch off the code below, and enter it at:
<http://www.examssoft.com/seminolenursing>



How to activate your card for use (in 4 easy steps!)

1

Check your system requirements. Login to your school's ExamSoft URL (above).

2

Download/register SofTest. Activate your license by entering the code above.

3

On exam day, make sure your laptop is fully charged (bring your power cable).

4

After the exam, connect to the Internet, launch SofTest; and your exam(s) will upload.

EXAM TAKER ACTIVATION CARD SYSTEM REQUIREMENTS

System requirements are subject to change. For the most current requirements, please visit examsoft.com/msr or by accessing the QR code below.



TECHNICAL SUPPORT

support@examsoft.com or call 866-429-8889

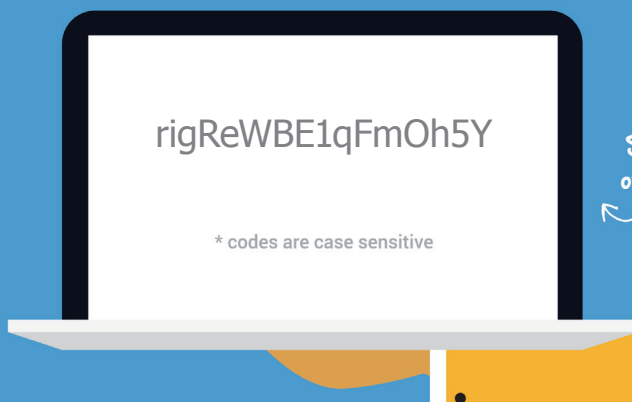


©2017 ExamSoft Worldwide, Inc.



EXAM TAKER ACTIVATION CARD

To activate, scratch off the code below, and enter it at:
<http://www.examssoft.com/seminolenursing>



How to activate your card for use (in 4 easy steps!)

1

Check your system requirements. Login to your school's ExamSoft URL (above).

2

Download/register SofTest. Activate your license by entering the code above.

3

On exam day, make sure your laptop is fully charged (bring your power cable).

4

After the exam, connect to the Internet, launch SofTest; and your exam(s) will upload.

EXAM TAKER ACTIVATION CARD SYSTEM REQUIREMENTS

System requirements are subject to change. For the most current requirements, please visit examsoft.com/msr or by accessing the QR code below.



TECHNICAL SUPPORT

support@examsoft.com or call 866-429-8889

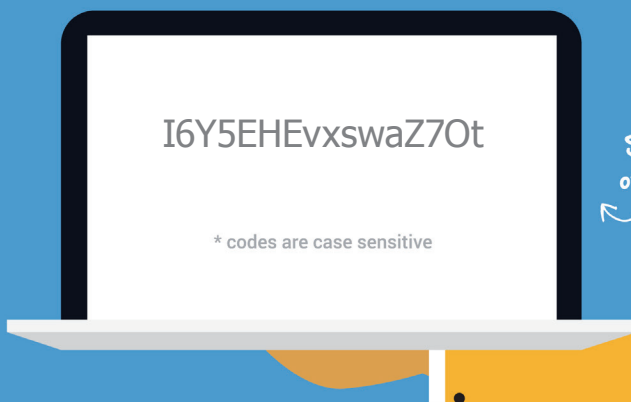


©2017 ExamSoft Worldwide, Inc.



EXAM TAKER ACTIVATION CARD

To activate, scratch off the code below, and enter it at:
<http://www.examssoft.com/seminolenursing>



How to activate your card for use (in 4 easy steps!)

1

Check your system requirements. Login to your school's ExamSoft URL (above).

2

Download/register SofTest. Activate your license by entering the code above.

3

On exam day, make sure your laptop is fully charged (bring your power cable).

4

After the exam, connect to the Internet, launch SofTest; and your exam(s) will upload.

EXAM TAKER ACTIVATION CARD SYSTEM REQUIREMENTS

System requirements are subject to change. For the most current requirements, please visit examsoft.com/msr or by accessing the QR code below.



TECHNICAL SUPPORT

support@examsoft.com or call 866-429-8889

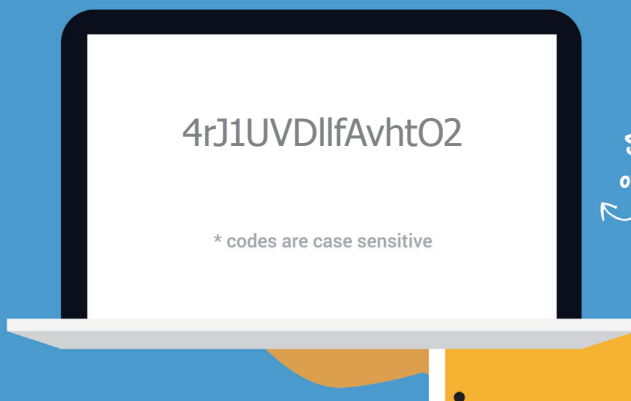


©2017 ExamSoft Worldwide, Inc.



EXAM TAKER ACTIVATION CARD

To activate, scratch off the code below, and enter it at:
<http://www.examssoft.com/seminolenursing>



How to activate your card for use (in 4 easy steps!)

1

Check your system requirements. Login to your school's ExamSoft URL (above).

2

Download/register SofTest. Activate your license by entering the code above.

3

On exam day, make sure your laptop is fully charged (bring your power cable).

4

After the exam, connect to the Internet, launch SofTest; and your exam(s) will upload.

EXAM TAKER ACTIVATION CARD SYSTEM REQUIREMENTS

System requirements are subject to change. For the most current requirements, please visit examsoft.com/msr or by accessing the QR code below.



TECHNICAL SUPPORT

support@examsoft.com or call 866-429-8889

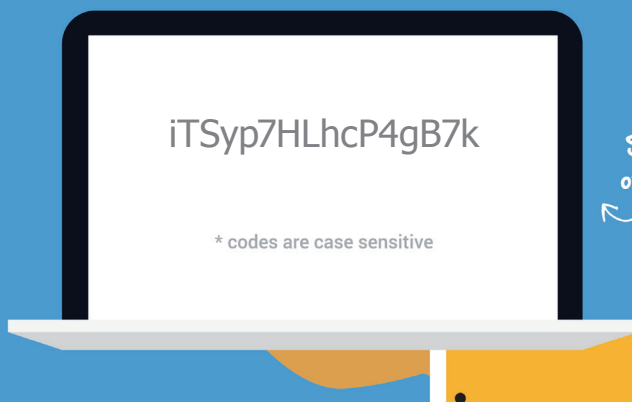


©2017 ExamSoft Worldwide, Inc.



EXAM TAKER ACTIVATION CARD

To activate, scratch off the code below, and enter it at:
<http://www.examssoft.com/seminolenursing>



How to activate your card for use (in 4 easy steps!)

1

Check your system requirements. Login to your school's ExamSoft URL (above).

2

Download/register SofTest. Activate your license by entering the code above.

3

On exam day, make sure your laptop is fully charged (bring your power cable).

4

After the exam, connect to the Internet, launch SofTest; and your exam(s) will upload.

EXAM TAKER ACTIVATION CARD SYSTEM REQUIREMENTS

System requirements are subject to change. For the most current requirements, please visit examsoft.com/msr or by accessing the QR code below.



TECHNICAL SUPPORT

support@examsoft.com or call 866-429-8889

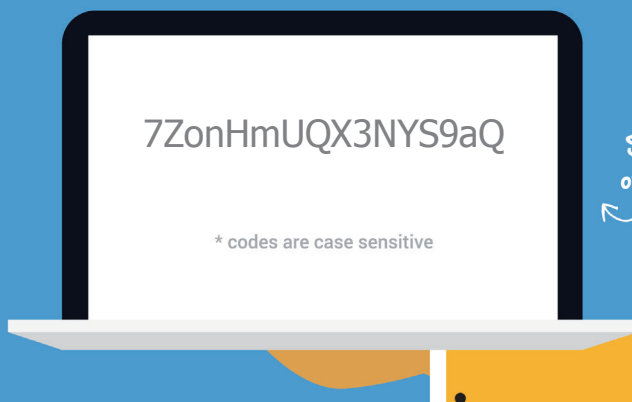


©2017 ExamSoft Worldwide, Inc.



EXAM TAKER ACTIVATION CARD

To activate, scratch off the code below, and enter it at:
<http://www.examssoft.com/seminolenursing>



How to activate your card for use (in 4 easy steps!)

1

Check your system requirements. Login to your school's ExamSoft URL (above).

2

Download/register SofTest. Activate your license by entering the code above.

3

On exam day, make sure your laptop is fully charged (bring your power cable).

4

After the exam, connect to the Internet, launch SofTest; and your exam(s) will upload.

EXAM TAKER ACTIVATION CARD SYSTEM REQUIREMENTS

System requirements are subject to change. For the most current requirements, please visit examsoft.com/msr or by accessing the QR code below.



TECHNICAL SUPPORT

support@examsoft.com or call 866-429-8889

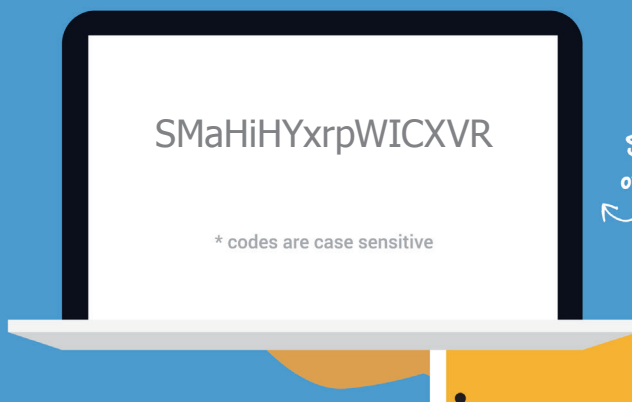


©2017 ExamSoft Worldwide, Inc.



EXAM TAKER ACTIVATION CARD

To activate, scratch off the code below, and enter it at:
<http://www.examssoft.com/seminolenursing>



How to activate your card for use (in 4 easy steps!)

1

Check your system requirements. Login to your school's ExamSoft URL (above).

2

Download/register SofTest. Activate your license by entering the code above.

3

On exam day, make sure your laptop is fully charged (bring your power cable).

4

After the exam, connect to the Internet, launch SofTest; and your exam(s) will upload.

EXAM TAKER ACTIVATION CARD SYSTEM REQUIREMENTS

System requirements are subject to change. For the most current requirements, please visit examsoft.com/msr or by accessing the QR code below.



TECHNICAL SUPPORT

support@examsoft.com or call 866-429-8889

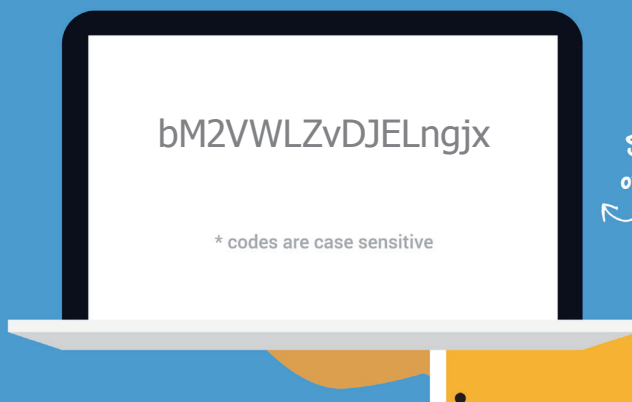


©2017 ExamSoft Worldwide, Inc.



EXAM TAKER ACTIVATION CARD

To activate, scratch off the code below, and enter it at:
<http://www.examssoft.com/seminolenursing>



How to activate your card for use (in 4 easy steps!)

1

Check your system requirements. Login to your school's ExamSoft URL (above).

2

Download/register SofTest. Activate your license by entering the code above.

3

On exam day, make sure your laptop is fully charged (bring your power cable).

4

After the exam, connect to the Internet, launch SofTest; and your exam(s) will upload.

EXAM TAKER ACTIVATION CARD SYSTEM REQUIREMENTS

System requirements are subject to change. For the most current requirements, please visit examsoft.com/msr or by accessing the QR code below.



TECHNICAL SUPPORT

support@examsoft.com or call 866-429-8889

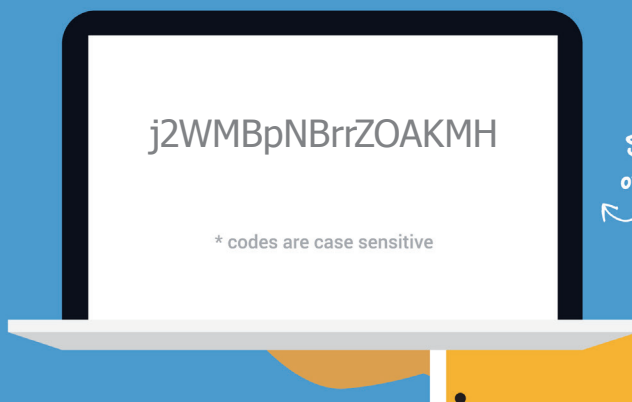


©2017 ExamSoft Worldwide, Inc.



EXAM TAKER ACTIVATION CARD

To activate, scratch off the code below, and enter it at:
<http://www.examssoft.com/seminolenursing>



How to activate your card for use (in 4 easy steps!)

1

Check your system requirements. Login to your school's ExamSoft URL (above).

2

Download/register SofTest. Activate your license by entering the code above.

3

On exam day, make sure your laptop is fully charged (bring your power cable).

4

After the exam, connect to the Internet, launch SofTest; and your exam(s) will upload.

EXAM TAKER ACTIVATION CARD SYSTEM REQUIREMENTS

System requirements are subject to change. For the most current requirements, please visit examsoft.com/msr or by accessing the QR code below.



TECHNICAL SUPPORT

support@examsoft.com or call 866-429-8889

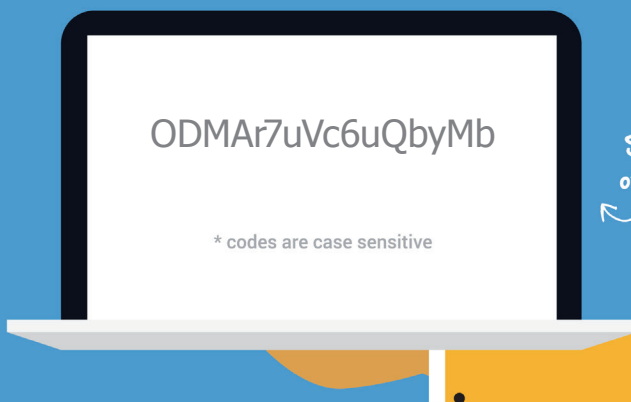


©2017 ExamSoft Worldwide, Inc.



EXAM TAKER ACTIVATION CARD

To activate, scratch off the code below, and enter it at:
<http://www.examssoft.com/seminolenursing>



How to activate your card for use (in 4 easy steps!)

1

Check your system requirements. Login to your school's ExamSoft URL (above).

2

Download/register SofTest. Activate your license by entering the code above.

3

On exam day, make sure your laptop is fully charged (bring your power cable).

4

After the exam, connect to the Internet, launch SofTest; and your exam(s) will upload.

EXAM TAKER ACTIVATION CARD SYSTEM REQUIREMENTS

System requirements are subject to change. For the most current requirements, please visit examsoft.com/msr or by accessing the QR code below.



TECHNICAL SUPPORT

support@examsoft.com or call 866-429-8889

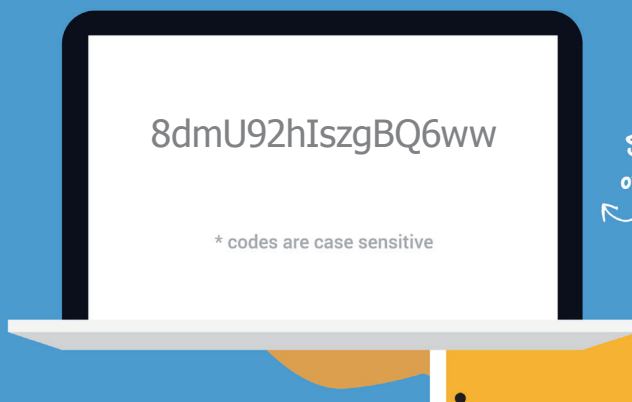


©2017 ExamSoft Worldwide, Inc.



EXAM TAKER ACTIVATION CARD

To activate, scratch off the code below, and enter it at:
<http://www.examssoft.com/seminolenursing>



How to activate your card for use (in 4 easy steps!)

1

Check your system requirements. Login to your school's ExamSoft URL (above).

2

Download/register SofTest. Activate your license by entering the code above.

3

On exam day, make sure your laptop is fully charged (bring your power cable).

4

After the exam, connect to the Internet, launch SofTest; and your exam(s) will upload.

EXAM TAKER ACTIVATION CARD SYSTEM REQUIREMENTS

System requirements are subject to change. For the most current requirements, please visit examsoft.com/msr or by accessing the QR code below.



TECHNICAL SUPPORT

support@examsoft.com or call 866-429-8889

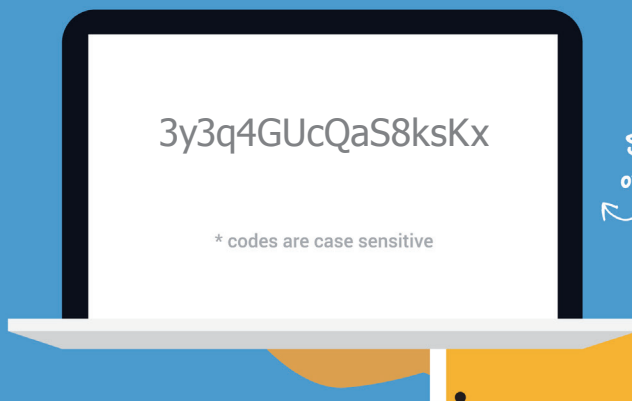


©2017 ExamSoft Worldwide, Inc.



EXAM TAKER ACTIVATION CARD

To activate, scratch off the code below, and enter it at:
<http://www.examssoft.com/seminolenursing>



How to activate your card for use (in 4 easy steps!)

1

Check your system requirements. Login to your school's ExamSoft URL (above).

2

Download/register SofTest. Activate your license by entering the code above.

3

On exam day, make sure your laptop is fully charged (bring your power cable).

4

After the exam, connect to the Internet, launch SofTest; and your exam(s) will upload.

EXAM TAKER ACTIVATION CARD SYSTEM REQUIREMENTS

System requirements are subject to change. For the most current requirements, please visit examsoft.com/msr or by accessing the QR code below.



TECHNICAL SUPPORT

support@examsoft.com or call 866-429-8889

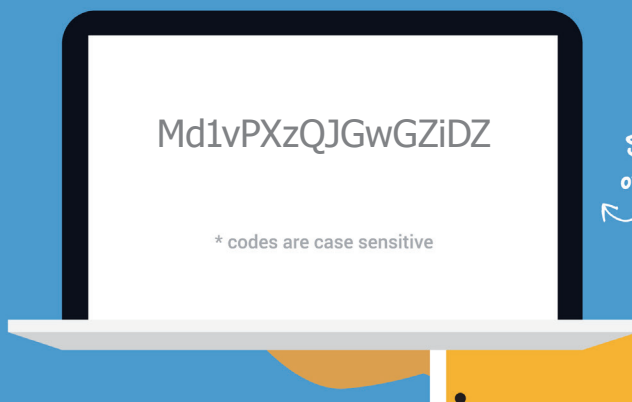


©2017 ExamSoft Worldwide, Inc.



EXAM TAKER ACTIVATION CARD

To activate, scratch off the code below, and enter it at:
<http://www.examssoft.com/seminolenursing>



How to activate your card for use (in 4 easy steps!)

1

Check your system requirements. Login to your school's ExamSoft URL (above).

2

Download/register SofTest. Activate your license by entering the code above.

3

On exam day, make sure your laptop is fully charged (bring your power cable).

4

After the exam, connect to the Internet, launch SofTest; and your exam(s) will upload.

EXAM TAKER ACTIVATION CARD SYSTEM REQUIREMENTS

System requirements are subject to change. For the most current requirements, please visit examsoft.com/msr or by accessing the QR code below.



TECHNICAL SUPPORT

support@examsoft.com or call 866-429-8889

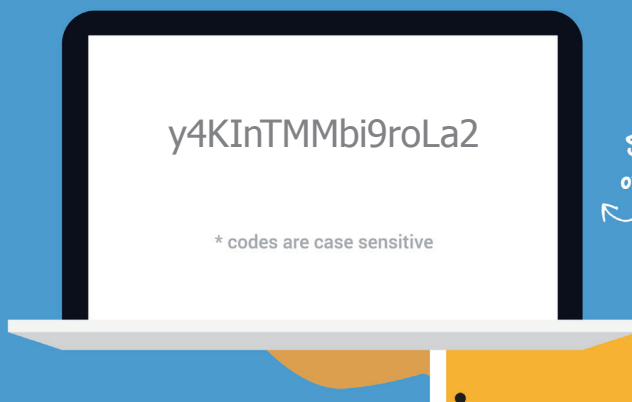


©2017 ExamSoft Worldwide, Inc.



EXAM TAKER ACTIVATION CARD

To activate, scratch off the code below, and enter it at:
<http://www.examssoft.com/seminolenursing>



How to activate your card for use (in 4 easy steps!)

1

Check your system requirements. Login to your school's ExamSoft URL (above).

2

Download/register SofTest. Activate your license by entering the code above.

3

On exam day, make sure your laptop is fully charged (bring your power cable).

4

After the exam, connect to the Internet, launch SofTest; and your exam(s) will upload.

EXAM TAKER ACTIVATION CARD SYSTEM REQUIREMENTS

System requirements are subject to change. For the most current requirements, please visit examsoft.com/msr or by accessing the QR code below.



TECHNICAL SUPPORT

support@examsoft.com or call 866-429-8889

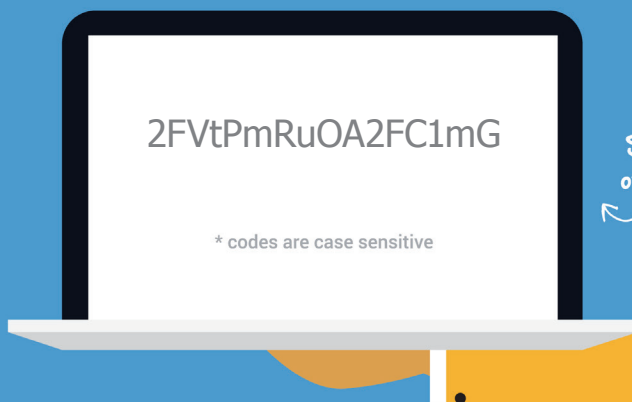


©2017 ExamSoft Worldwide, Inc.



EXAM TAKER ACTIVATION CARD

To activate, scratch off the code below, and enter it at:
<http://www.examssoft.com/seminolenursing>



How to activate your card for use (in 4 easy steps!)

1

Check your system requirements. Login to your school's ExamSoft URL (above).

2

Download/register SofTest. Activate your license by entering the code above.

3

On exam day, make sure your laptop is fully charged (bring your power cable).

4

After the exam, connect to the Internet, launch SofTest; and your exam(s) will upload.

EXAM TAKER ACTIVATION CARD SYSTEM REQUIREMENTS

System requirements are subject to change. For the most current requirements, please visit examsoft.com/msr or by accessing the QR code below.



TECHNICAL SUPPORT

support@examsoft.com or call 866-429-8889

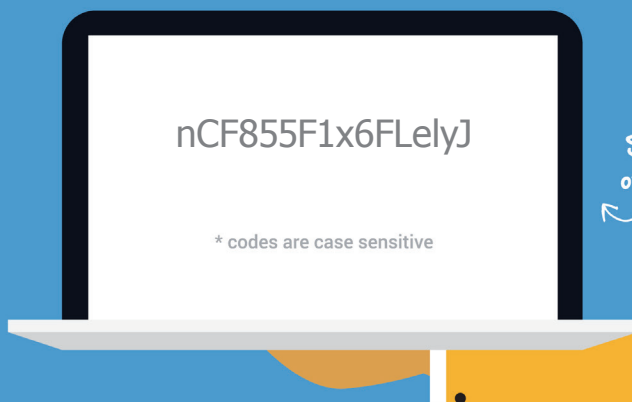


©2017 ExamSoft Worldwide, Inc.



EXAM TAKER ACTIVATION CARD

To activate, scratch off the code below, and enter it at:
<http://www.examssoft.com/seminolenursing>



How to activate your card for use (in 4 easy steps!)

1

Check your system requirements. Login to your school's ExamSoft URL (above).

2

Download/register SofTest. Activate your license by entering the code above.

3

On exam day, make sure your laptop is fully charged (bring your power cable).

4

After the exam, connect to the Internet, launch SofTest; and your exam(s) will upload.

EXAM TAKER ACTIVATION CARD SYSTEM REQUIREMENTS

System requirements are subject to change. For the most current requirements, please visit examsoft.com/msr or by accessing the QR code below.



TECHNICAL SUPPORT

support@examsoft.com or call 866-429-8889

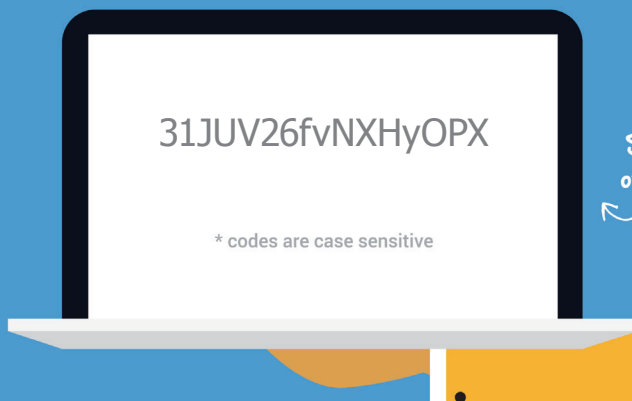


©2017 ExamSoft Worldwide, Inc.



EXAM TAKER ACTIVATION CARD

To activate, scratch off the code below, and enter it at:
<http://www.examssoft.com/seminolenursing>



How to activate your card for use (in 4 easy steps!)

1

Check your system requirements. Login to your school's ExamSoft URL (above).

2

Download/register SofTest. Activate your license by entering the code above.

3

On exam day, make sure your laptop is fully charged (bring your power cable).

4

After the exam, connect to the Internet, launch SofTest; and your exam(s) will upload.

EXAM TAKER ACTIVATION CARD SYSTEM REQUIREMENTS

System requirements are subject to change. For the most current requirements, please visit examsoft.com/msr or by accessing the QR code below.



TECHNICAL SUPPORT

support@examsoft.com or call 866-429-8889

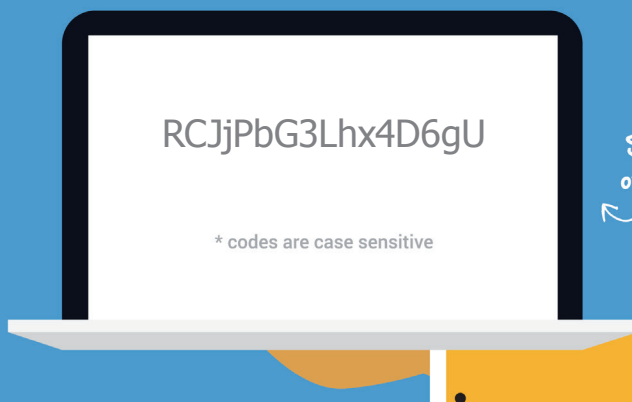


©2017 ExamSoft Worldwide, Inc.



EXAM TAKER ACTIVATION CARD

To activate, scratch off the code below, and enter it at:
<http://www.examssoft.com/seminolenursing>



How to activate your card for use (in 4 easy steps!)

1

Check your system requirements. Login to your school's ExamSoft URL (above).

2

Download/register SofTest. Activate your license by entering the code above.

3

On exam day, make sure your laptop is fully charged (bring your power cable).

4

After the exam, connect to the Internet, launch SofTest; and your exam(s) will upload.

EXAM TAKER ACTIVATION CARD SYSTEM REQUIREMENTS

System requirements are subject to change. For the most current requirements, please visit examsoft.com/msr or by accessing the QR code below.



TECHNICAL SUPPORT

support@examsoft.com or call 866-429-8889

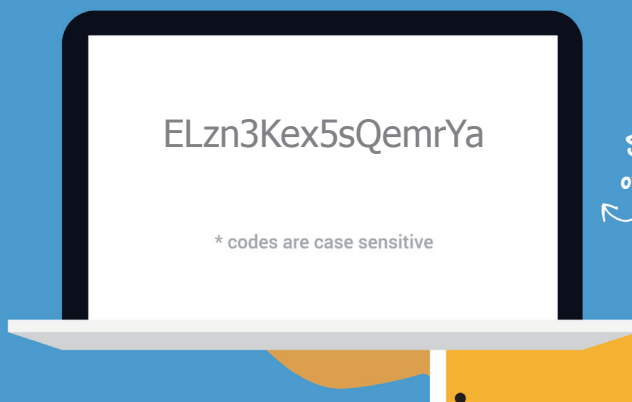


©2017 ExamSoft Worldwide, Inc.



EXAM TAKER ACTIVATION CARD

To activate, scratch off the code below, and enter it at:
<http://www.examssoft.com/seminolenursing>



How to activate your card for use (in 4 easy steps!)

1

Check your system requirements. Login to your school's ExamSoft URL (above).

2

Download/register SofTest. Activate your license by entering the code above.

3

On exam day, make sure your laptop is fully charged (bring your power cable).

4

After the exam, connect to the Internet, launch SofTest; and your exam(s) will upload.

EXAM TAKER ACTIVATION CARD SYSTEM REQUIREMENTS

System requirements are subject to change. For the most current requirements, please visit examsoft.com/msr or by accessing the QR code below.



TECHNICAL SUPPORT

support@examsoft.com or call 866-429-8889

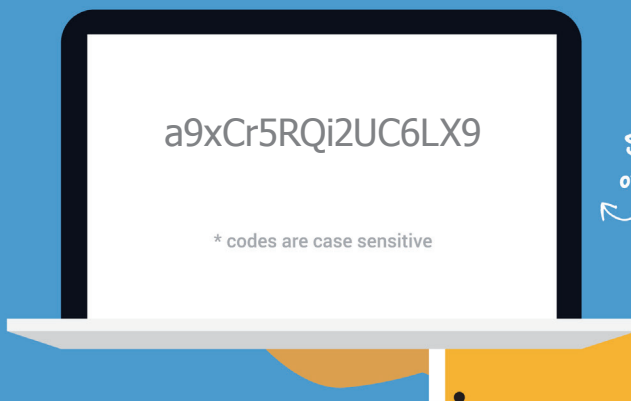


©2017 ExamSoft Worldwide, Inc.



EXAM TAKER ACTIVATION CARD

To activate, scratch off the code below, and enter it at:
<http://www.examssoft.com/seminolenursing>



How to activate your card for use (in 4 easy steps!)

1

Check your system requirements. Login to your school's ExamSoft URL (above).

2

Download/register SofTest. Activate your license by entering the code above.

3

On exam day, make sure your laptop is fully charged (bring your power cable).

4

After the exam, connect to the Internet, launch SofTest; and your exam(s) will upload.

EXAM TAKER ACTIVATION CARD SYSTEM REQUIREMENTS

System requirements are subject to change. For the most current requirements, please visit examsoft.com/msr or by accessing the QR code below.



TECHNICAL SUPPORT

support@examsoft.com or call 866-429-8889

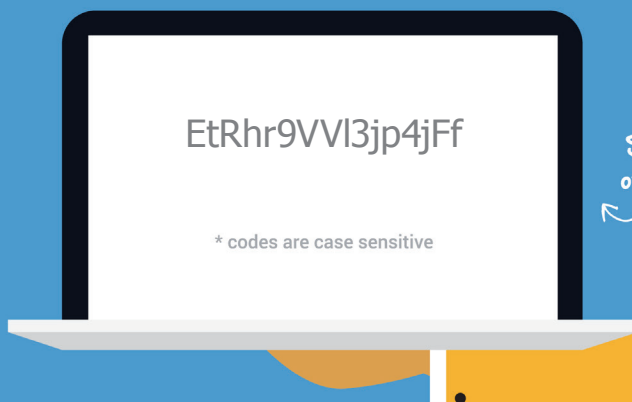


©2017 ExamSoft Worldwide, Inc.



EXAM TAKER ACTIVATION CARD

To activate, scratch off the code below, and enter it at:
<http://www.examssoft.com/seminolenursing>



How to activate your card for use (in 4 easy steps!)

1

Check your system requirements. Login to your school's ExamSoft URL (above).

2

Download/register SofTest. Activate your license by entering the code above.

3

On exam day, make sure your laptop is fully charged (bring your power cable).

4

After the exam, connect to the Internet, launch SofTest; and your exam(s) will upload.

EXAM TAKER ACTIVATION CARD SYSTEM REQUIREMENTS

System requirements are subject to change. For the most current requirements, please visit examsoft.com/msr or by accessing the QR code below.



TECHNICAL SUPPORT

support@examsoft.com or call 866-429-8889

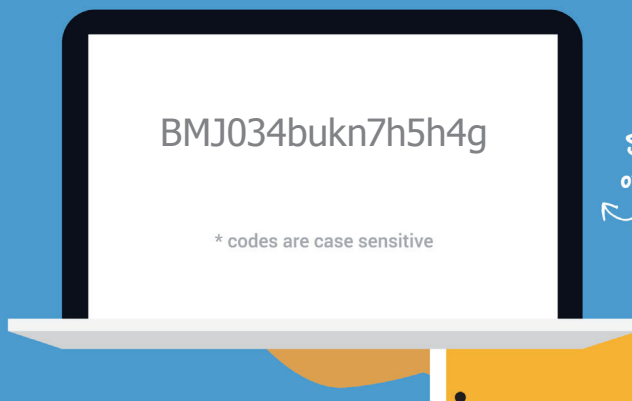


©2017 ExamSoft Worldwide, Inc.



EXAM TAKER ACTIVATION CARD

To activate, scratch off the code below, and enter it at:
<http://www.examssoft.com/seminolenursing>



How to activate your card for use (in 4 easy steps!)

1

Check your system requirements. Login to your school's ExamSoft URL (above).

2

Download/register SofTest. Activate your license by entering the code above.

3

On exam day, make sure your laptop is fully charged (bring your power cable).

4

After the exam, connect to the Internet, launch SofTest; and your exam(s) will upload.

EXAM TAKER ACTIVATION CARD SYSTEM REQUIREMENTS

System requirements are subject to change. For the most current requirements, please visit examsoft.com/msr or by accessing the QR code below.



TECHNICAL SUPPORT

support@examsoft.com or call 866-429-8889

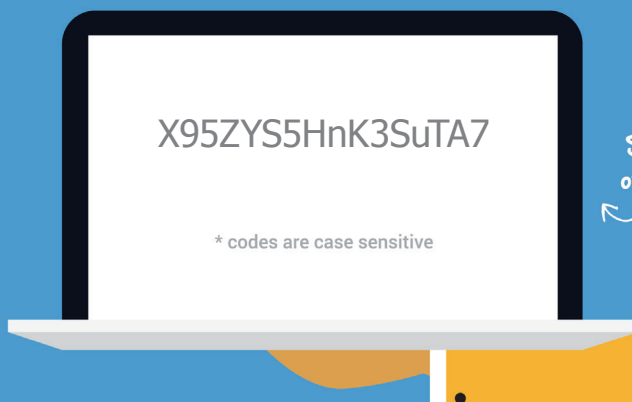


©2017 ExamSoft Worldwide, Inc.



EXAM TAKER ACTIVATION CARD

To activate, scratch off the code below, and enter it at:
<http://www.examssoft.com/seminolenursing>



How to activate your card for use (in 4 easy steps!)

1

Check your system requirements. Login to your school's ExamSoft URL (above).

2

Download/register SofTest. Activate your license by entering the code above.

3

On exam day, make sure your laptop is fully charged (bring your power cable).

4

After the exam, connect to the Internet, launch SofTest; and your exam(s) will upload.

EXAM TAKER ACTIVATION CARD SYSTEM REQUIREMENTS

System requirements are subject to change. For the most current requirements, please visit examsoft.com/msr or by accessing the QR code below.



TECHNICAL SUPPORT

support@examsoft.com or call 866-429-8889

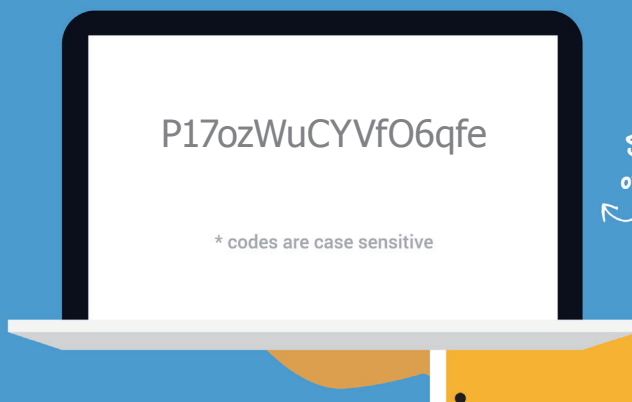


©2017 ExamSoft Worldwide, Inc.



EXAM TAKER ACTIVATION CARD

To activate, scratch off the code below, and enter it at:
<http://www.examssoft.com/seminolenursing>



How to activate your card for use (in 4 easy steps!)

1

Check your system requirements. Login to your school's ExamSoft URL (above).

2

Download/register SofTest. Activate your license by entering the code above.

3

On exam day, make sure your laptop is fully charged (bring your power cable).

4

After the exam, connect to the Internet, launch SofTest; and your exam(s) will upload.

EXAM TAKER ACTIVATION CARD SYSTEM REQUIREMENTS

System requirements are subject to change. For the most current requirements, please visit examsoft.com/msr or by accessing the QR code below.



TECHNICAL SUPPORT

support@examsoft.com or call 866-429-8889

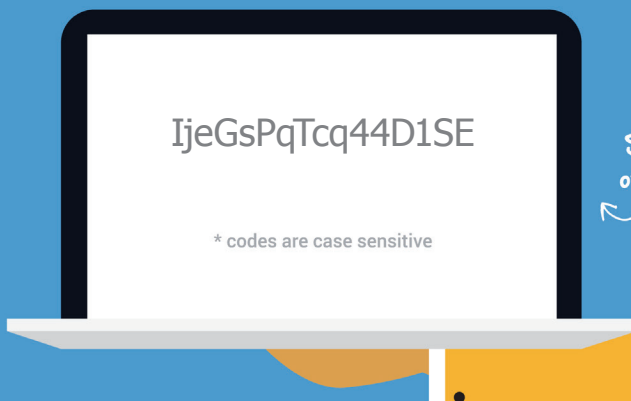


©2017 ExamSoft Worldwide, Inc.



EXAM TAKER ACTIVATION CARD

To activate, scratch off the code below, and enter it at:
<http://www.examssoft.com/seminolenursing>



How to activate your card for use (in 4 easy steps!)

1

Check your system requirements. Login to your school's ExamSoft URL (above).

2

Download/register SofTest. Activate your license by entering the code above.

3

On exam day, make sure your laptop is fully charged (bring your power cable).

4

After the exam, connect to the Internet, launch SofTest; and your exam(s) will upload.

EXAM TAKER ACTIVATION CARD SYSTEM REQUIREMENTS

System requirements are subject to change. For the most current requirements, please visit examsoft.com/msr or by accessing the QR code below.



TECHNICAL SUPPORT

support@examsoft.com or call 866-429-8889

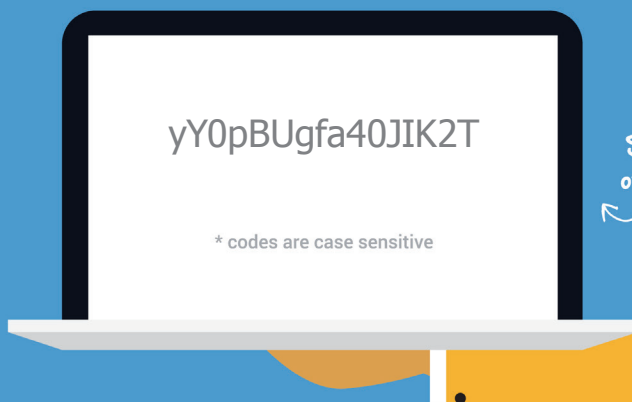


©2017 ExamSoft Worldwide, Inc.



EXAM TAKER ACTIVATION CARD

To activate, scratch off the code below, and enter it at:
<http://www.examssoft.com/seminolenursing>



How to activate your card for use (in 4 easy steps!)

1

Check your system requirements. Login to your school's ExamSoft URL (above).

2

Download/register SofTest. Activate your license by entering the code above.

3

On exam day, make sure your laptop is fully charged (bring your power cable).

4

After the exam, connect to the Internet, launch SofTest; and your exam(s) will upload.

EXAM TAKER ACTIVATION CARD SYSTEM REQUIREMENTS

System requirements are subject to change. For the most current requirements, please visit examsoft.com/msr or by accessing the QR code below.



TECHNICAL SUPPORT

support@examsoft.com or call 866-429-8889

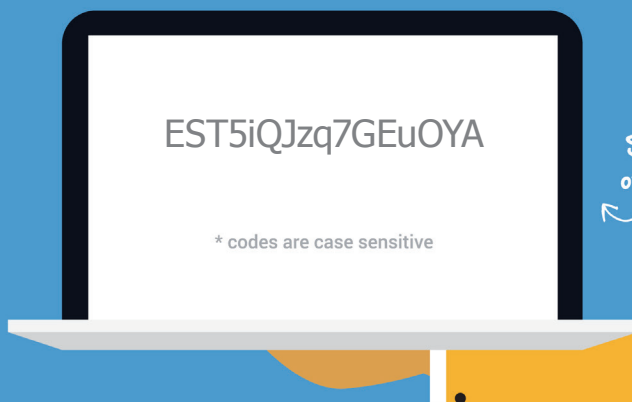


©2017 ExamSoft Worldwide, Inc.



EXAM TAKER ACTIVATION CARD

To activate, scratch off the code below, and enter it at:
<http://www.examssoft.com/seminolenursing>



How to activate your card for use (in 4 easy steps!)

1

Check your system requirements. Login to your school's ExamSoft URL (above).

2

Download/register SofTest. Activate your license by entering the code above.

3

On exam day, make sure your laptop is fully charged (bring your power cable).

4

After the exam, connect to the Internet, launch SofTest; and your exam(s) will upload.

EXAM TAKER ACTIVATION CARD SYSTEM REQUIREMENTS

System requirements are subject to change. For the most current requirements, please visit examsoft.com/msr or by accessing the QR code below.



TECHNICAL SUPPORT

support@examsoft.com or call 866-429-8889

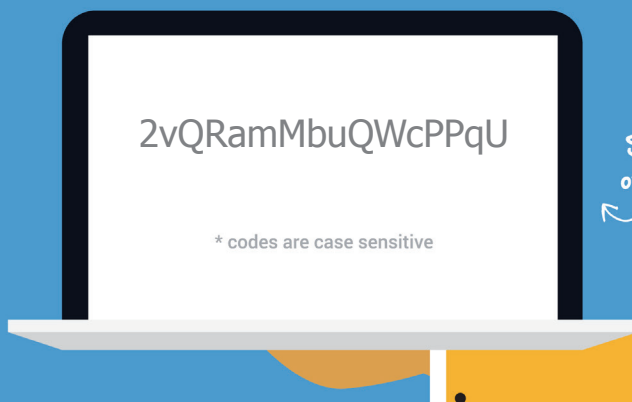


©2017 ExamSoft Worldwide, Inc.



EXAM TAKER ACTIVATION CARD

To activate, scratch off the code below, and enter it at:
<http://www.examssoft.com/seminolenursing>



How to activate your card for use (in 4 easy steps!)

1

Check your system requirements. Login to your school's ExamSoft URL (above).

2

Download/register SofTest. Activate your license by entering the code above.

3

On exam day, make sure your laptop is fully charged (bring your power cable).

4

After the exam, connect to the Internet, launch SofTest; and your exam(s) will upload.

EXAM TAKER ACTIVATION CARD SYSTEM REQUIREMENTS

System requirements are subject to change. For the most current requirements, please visit examsoft.com/msr or by accessing the QR code below.



TECHNICAL SUPPORT

support@examsoft.com or call 866-429-8889

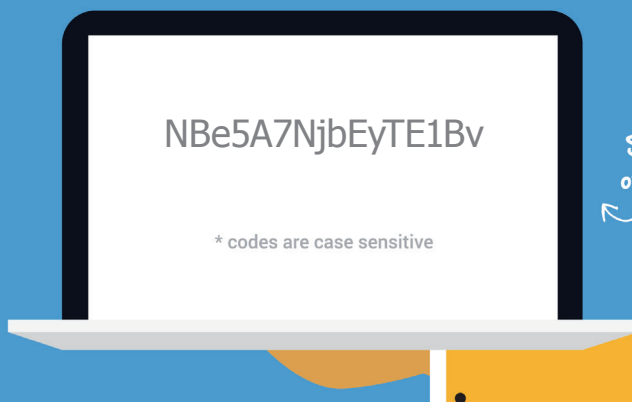


©2017 ExamSoft Worldwide, Inc.



EXAM TAKER ACTIVATION CARD

To activate, scratch off the code below, and enter it at:
<http://www.examssoft.com/seminolenursing>



How to activate your card for use (in 4 easy steps!)

1

Check your system requirements. Login to your school's ExamSoft URL (above).

2

Download/register SofTest. Activate your license by entering the code above.

3

On exam day, make sure your laptop is fully charged (bring your power cable).

4

After the exam, connect to the Internet, launch SofTest; and your exam(s) will upload.

EXAM TAKER ACTIVATION CARD SYSTEM REQUIREMENTS

System requirements are subject to change. For the most current requirements, please visit examsoft.com/msr or by accessing the QR code below.



TECHNICAL SUPPORT

support@examsoft.com or call 866-429-8889

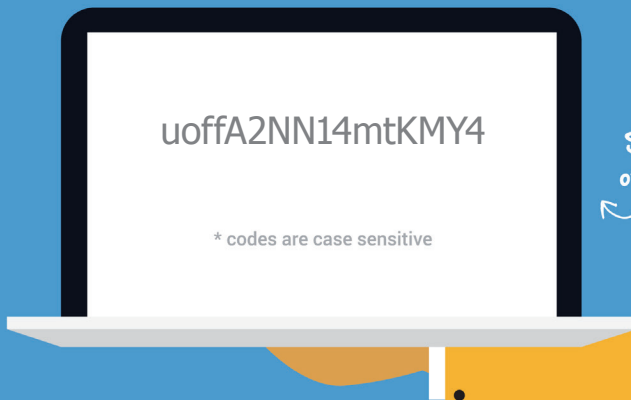


©2017 ExamSoft Worldwide, Inc.



EXAM TAKER ACTIVATION CARD

To activate, scratch off the code below, and enter it at:
<http://www.examssoft.com/seminolenursing>



How to activate your card for use (in 4 easy steps!)

1

Check your system requirements. Login to your school's ExamSoft URL (above).

2

Download/register SofTest. Activate your license by entering the code above.

3

On exam day, make sure your laptop is fully charged (bring your power cable).

4

After the exam, connect to the Internet, launch SofTest; and your exam(s) will upload.

EXAM TAKER ACTIVATION CARD SYSTEM REQUIREMENTS

System requirements are subject to change. For the most current requirements, please visit examsoft.com/msr or by accessing the QR code below.



TECHNICAL SUPPORT

support@examsoft.com or call 866-429-8889

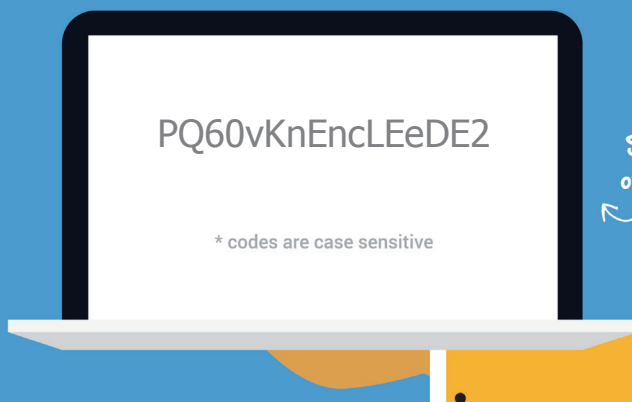


©2017 ExamSoft Worldwide, Inc.



EXAM TAKER ACTIVATION CARD

To activate, scratch off the code below, and enter it at:
<http://www.examssoft.com/seminolenursing>



How to activate your card for use (in 4 easy steps!)

1

Check your system requirements. Login to your school's ExamSoft URL (above).

2

Download/register SofTest. Activate your license by entering the code above.

3

On exam day, make sure your laptop is fully charged (bring your power cable).

4

After the exam, connect to the Internet, launch SofTest; and your exam(s) will upload.

EXAM TAKER ACTIVATION CARD SYSTEM REQUIREMENTS

System requirements are subject to change. For the most current requirements, please visit examsoft.com/msr or by accessing the QR code below.



TECHNICAL SUPPORT

support@examsoft.com or call 866-429-8889

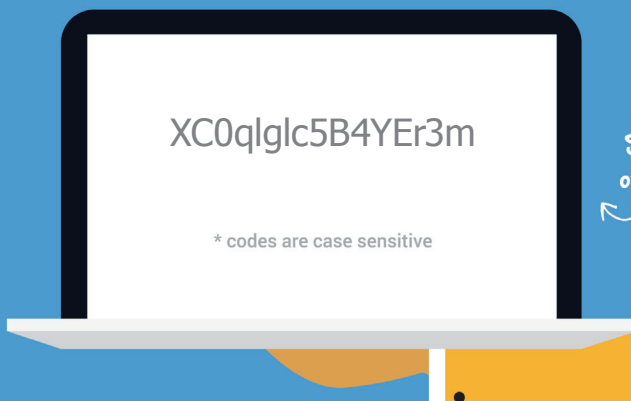


©2017 ExamSoft Worldwide, Inc.



EXAM TAKER ACTIVATION CARD

To activate, scratch off the code below, and enter it at:
<http://www.examssoft.com/seminolenursing>



How to activate your card for use (in 4 easy steps!)

1

Check your system requirements. Login to your school's ExamSoft URL (above).

2

Download/register SofTest. Activate your license by entering the code above.

3

On exam day, make sure your laptop is fully charged (bring your power cable).

4

After the exam, connect to the Internet, launch SofTest; and your exam(s) will upload.

EXAM TAKER ACTIVATION CARD SYSTEM REQUIREMENTS

System requirements are subject to change. For the most current requirements, please visit examsoft.com/msr or by accessing the QR code below.



TECHNICAL SUPPORT

support@examsoft.com or call 866-429-8889

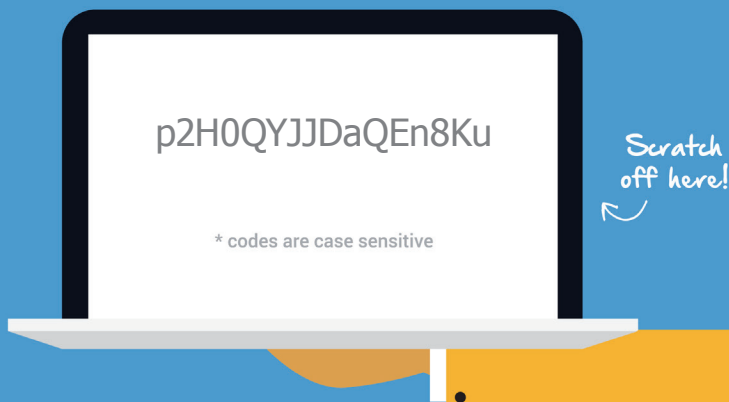


©2017 ExamSoft Worldwide, Inc.



EXAM TAKER ACTIVATION CARD

To activate, scratch off the code below, and enter it at:
<http://www.examssoft.com/seminolenursing>



How to activate your card for use (in 4 easy steps!)

1

Check your system requirements. Login to your school's ExamSoft URL (above).

2

Download/register SofTest. Activate your license by entering the code above.

3

On exam day, make sure your laptop is fully charged (bring your power cable).

4

After the exam, connect to the Internet, launch SofTest; and your exam(s) will upload.

EXAM TAKER ACTIVATION CARD SYSTEM REQUIREMENTS

System requirements are subject to change. For the most current requirements, please visit examsoft.com/msr or by accessing the QR code below.



TECHNICAL SUPPORT

support@examsoft.com or call 866-429-8889

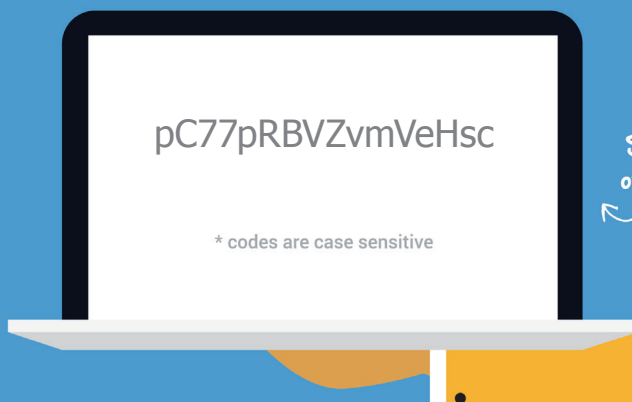


©2017 ExamSoft Worldwide, Inc.



EXAM TAKER ACTIVATION CARD

To activate, scratch off the code below, and enter it at:
<http://www.examssoft.com/seminolenursing>



How to activate your card for use (in 4 easy steps!)

1

Check your system requirements. Login to your school's ExamSoft URL (above).

2

Download/register SofTest. Activate your license by entering the code above.

3

On exam day, make sure your laptop is fully charged (bring your power cable).

4

After the exam, connect to the Internet, launch SofTest; and your exam(s) will upload.

EXAM TAKER ACTIVATION CARD SYSTEM REQUIREMENTS

System requirements are subject to change. For the most current requirements, please visit examsoft.com/msr or by accessing the QR code below.



TECHNICAL SUPPORT

support@examsoft.com or call 866-429-8889

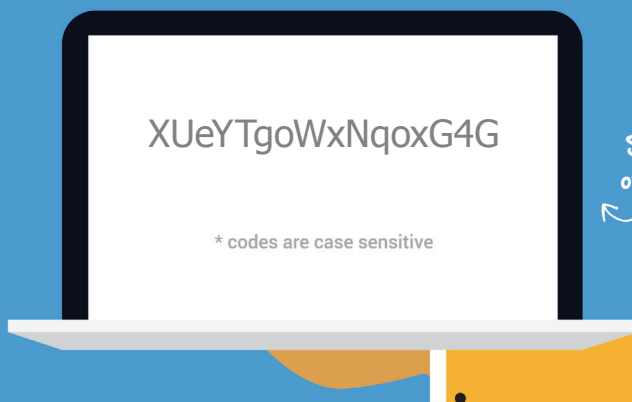


©2017 ExamSoft Worldwide, Inc.



EXAM TAKER ACTIVATION CARD

To activate, scratch off the code below, and enter it at:
<http://www.examssoft.com/seminolenursing>



How to activate your card for use (in 4 easy steps!)

1

Check your system requirements. Login to your school's ExamSoft URL (above).

2

Download/register SofTest. Activate your license by entering the code above.

3

On exam day, make sure your laptop is fully charged (bring your power cable).

4

After the exam, connect to the Internet, launch SofTest; and your exam(s) will upload.

EXAM TAKER ACTIVATION CARD SYSTEM REQUIREMENTS

System requirements are subject to change. For the most current requirements, please visit examsoft.com/msr or by accessing the QR code below.



TECHNICAL SUPPORT

support@examsoft.com or call 866-429-8889

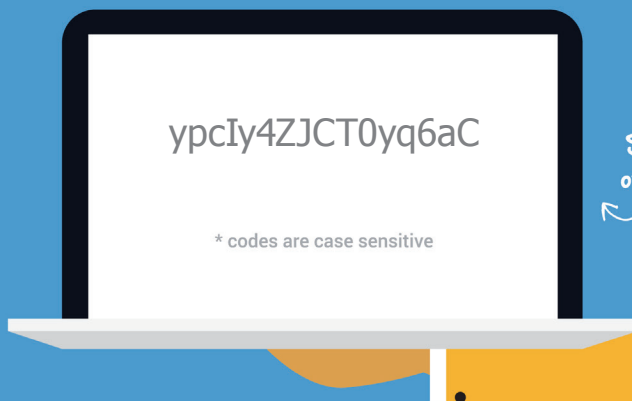


©2017 ExamSoft Worldwide, Inc.



EXAM TAKER ACTIVATION CARD

To activate, scratch off the code below, and enter it at:
<http://www.examssoft.com/seminolenursing>



How to activate your card for use (in 4 easy steps!)

1

Check your system requirements. Login to your school's ExamSoft URL (above).

2

Download/register SofTest. Activate your license by entering the code above.

3

On exam day, make sure your laptop is fully charged (bring your power cable).

4

After the exam, connect to the Internet, launch SofTest; and your exam(s) will upload.

EXAM TAKER ACTIVATION CARD SYSTEM REQUIREMENTS

System requirements are subject to change. For the most current requirements, please visit examsoft.com/msr or by accessing the QR code below.



TECHNICAL SUPPORT

support@examsoft.com or call 866-429-8889

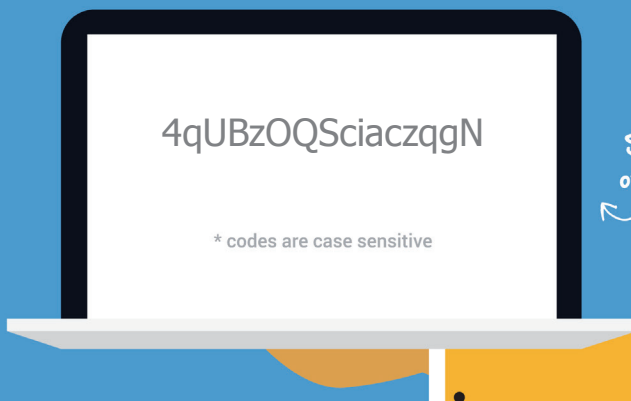


©2017 ExamSoft Worldwide, Inc.



EXAM TAKER ACTIVATION CARD

To activate, scratch off the code below, and enter it at:
<http://www.examssoft.com/seminolenursing>



How to activate your card for use (in 4 easy steps!)

1

Check your system requirements. Login to your school's ExamSoft URL (above).

2

Download/register SofTest. Activate your license by entering the code above.

3

On exam day, make sure your laptop is fully charged (bring your power cable).

4

After the exam, connect to the Internet, launch SofTest; and your exam(s) will upload.

EXAM TAKER ACTIVATION CARD SYSTEM REQUIREMENTS

System requirements are subject to change. For the most current requirements, please visit examsoft.com/msr or by accessing the QR code below.



TECHNICAL SUPPORT

support@examsoft.com or call 866-429-8889

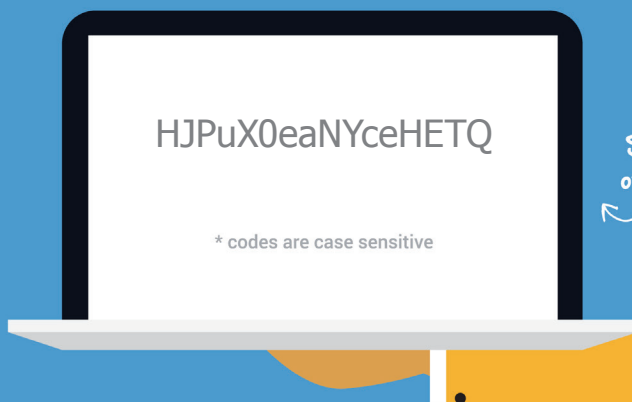


©2017 ExamSoft Worldwide, Inc.



EXAM TAKER ACTIVATION CARD

To activate, scratch off the code below, and enter it at:
<http://www.examssoft.com/seminolenursing>



How to activate your card for use (in 4 easy steps!)

1

Check your system requirements. Login to your school's ExamSoft URL (above).

2

Download/register SofTest. Activate your license by entering the code above.

3

On exam day, make sure your laptop is fully charged (bring your power cable).

4

After the exam, connect to the Internet, launch SofTest; and your exam(s) will upload.

EXAM TAKER ACTIVATION CARD SYSTEM REQUIREMENTS

System requirements are subject to change. For the most current requirements, please visit examsoft.com/msr or by accessing the QR code below.



TECHNICAL SUPPORT

support@examsoft.com or call 866-429-8889

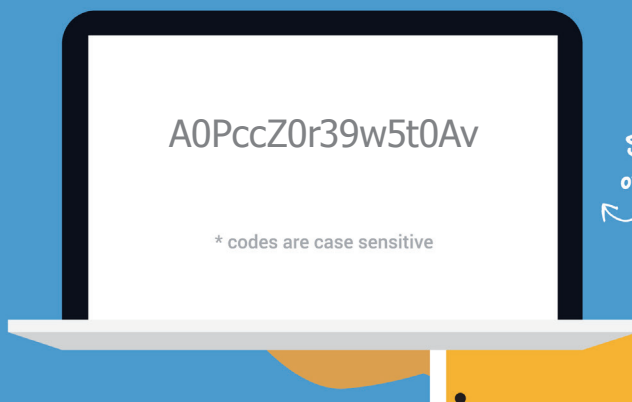


©2017 ExamSoft Worldwide, Inc.



EXAM TAKER ACTIVATION CARD

To activate, scratch off the code below, and enter it at:
<http://www.examssoft.com/seminolenursing>



How to activate your card for use (in 4 easy steps!)

1

Check your system requirements. Login to your school's ExamSoft URL (above).

2

Download/register SofTest. Activate your license by entering the code above.

3

On exam day, make sure your laptop is fully charged (bring your power cable).

4

After the exam, connect to the Internet, launch SofTest; and your exam(s) will upload.

EXAM TAKER ACTIVATION CARD SYSTEM REQUIREMENTS

System requirements are subject to change. For the most current requirements, please visit examsoft.com/msr or by accessing the QR code below.



TECHNICAL SUPPORT

support@examsoft.com or call 866-429-8889

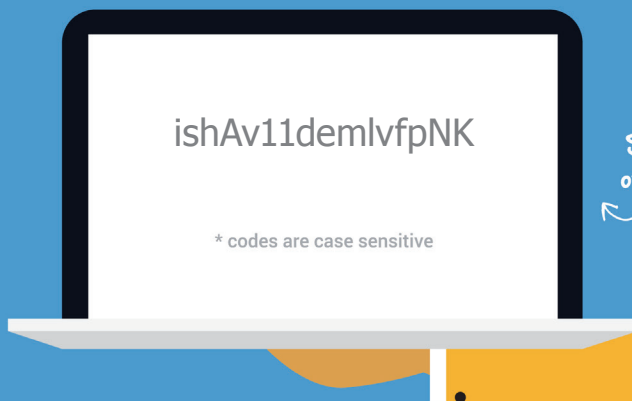


©2017 ExamSoft Worldwide, Inc.



EXAM TAKER ACTIVATION CARD

To activate, scratch off the code below, and enter it at:
<http://www.examssoft.com/seminolenursing>



How to activate your card for use (in 4 easy steps!)

1

Check your system requirements. Login to your school's ExamSoft URL (above).

2

Download/register SofTest. Activate your license by entering the code above.

3

On exam day, make sure your laptop is fully charged (bring your power cable).

4

After the exam, connect to the Internet, launch SofTest; and your exam(s) will upload.

EXAM TAKER ACTIVATION CARD SYSTEM REQUIREMENTS

System requirements are subject to change. For the most current requirements, please visit examsoft.com/msr or by accessing the QR code below.



TECHNICAL SUPPORT

support@examsoft.com or call 866-429-8889

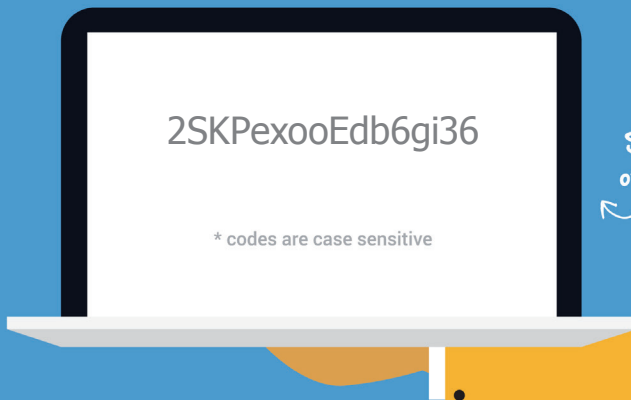


©2017 ExamSoft Worldwide, Inc.



EXAM TAKER ACTIVATION CARD

To activate, scratch off the code below, and enter it at:
<http://www.examssoft.com/seminolenursing>



How to activate your card for use (in 4 easy steps!)

1

Check your system requirements. Login to your school's ExamSoft URL (above).

2

Download/register SofTest. Activate your license by entering the code above.

3

On exam day, make sure your laptop is fully charged (bring your power cable).

4

After the exam, connect to the Internet, launch SofTest; and your exam(s) will upload.

EXAM TAKER ACTIVATION CARD SYSTEM REQUIREMENTS

System requirements are subject to change. For the most current requirements, please visit examsoft.com/msr or by accessing the QR code below.



TECHNICAL SUPPORT

support@examsoft.com or call 866-429-8889

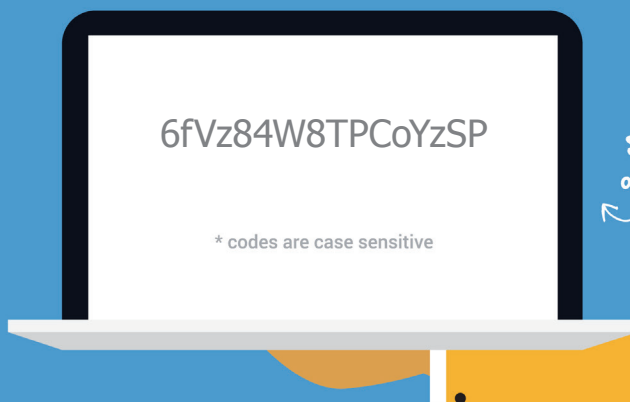


©2017 ExamSoft Worldwide, Inc.



EXAM TAKER ACTIVATION CARD

To activate, scratch off the code below, and enter it at:
<http://www.examssoft.com/seminolenursing>



How to activate your card for use (in 4 easy steps!)

1

Check your system requirements. Login to your school's ExamSoft URL (above).

2

Download/register SofTest. Activate your license by entering the code above.

3

On exam day, make sure your laptop is fully charged (bring your power cable).

4

After the exam, connect to the Internet, launch SofTest; and your exam(s) will upload.

EXAM TAKER ACTIVATION CARD SYSTEM REQUIREMENTS

System requirements are subject to change. For the most current requirements, please visit examsoft.com/msr or by accessing the QR code below.



TECHNICAL SUPPORT

support@examsoft.com or call 866-429-8889

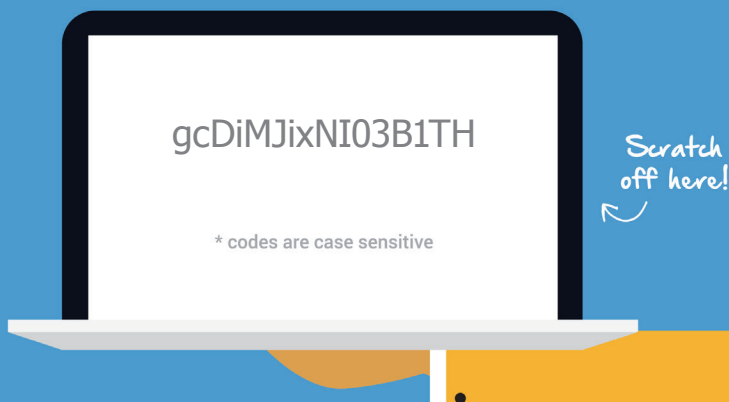


©2017 ExamSoft Worldwide, Inc.



EXAM TAKER ACTIVATION CARD

To activate, scratch off the code below, and enter it at:
<http://www.examssoft.com/seminolenursing>



How to activate your card for use (in 4 easy steps!)

1

Check your system requirements. Login to your school's ExamSoft URL (above).

2

Download/register SofTest. Activate your license by entering the code above.

3

On exam day, make sure your laptop is fully charged (bring your power cable).

4

After the exam, connect to the Internet, launch SofTest; and your exam(s) will upload.

EXAM TAKER ACTIVATION CARD SYSTEM REQUIREMENTS

System requirements are subject to change. For the most current requirements, please visit examsoft.com/msr or by accessing the QR code below.



TECHNICAL SUPPORT

support@examsoft.com or call 866-429-8889

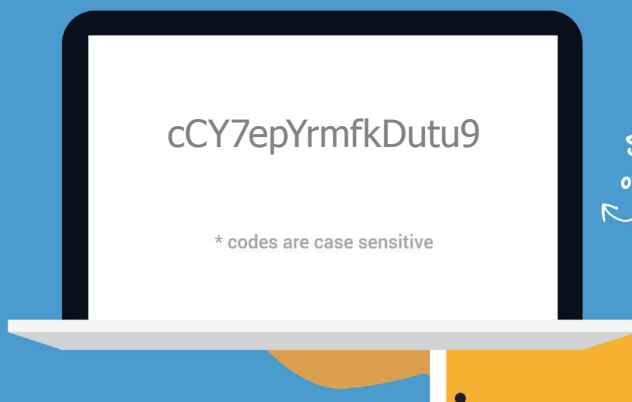


©2017 ExamSoft Worldwide, Inc.



EXAM TAKER ACTIVATION CARD

To activate, scratch off the code below, and enter it at:
<http://www.examssoft.com/seminolenursing>



How to activate your card for use (in 4 easy steps!)

1

Check your system requirements. Login to your school's ExamSoft URL (above).

2

Download/register SofTest. Activate your license by entering the code above.

3

On exam day, make sure your laptop is fully charged (bring your power cable).

4

After the exam, connect to the Internet, launch SofTest; and your exam(s) will upload.

EXAM TAKER ACTIVATION CARD SYSTEM REQUIREMENTS

System requirements are subject to change. For the most current requirements, please visit examsoft.com/msr or by accessing the QR code below.



TECHNICAL SUPPORT

support@examsoft.com or call 866-429-8889

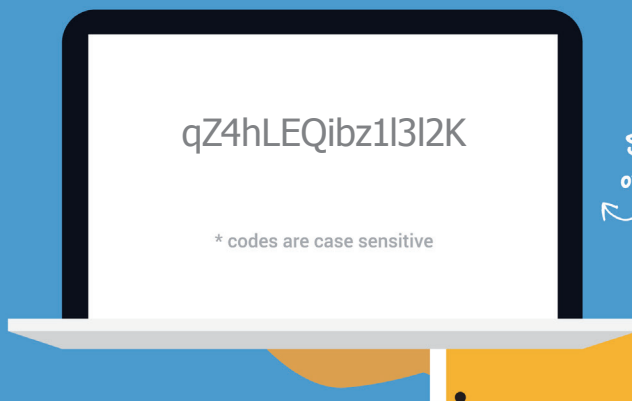


©2017 ExamSoft Worldwide, Inc.



EXAM TAKER ACTIVATION CARD

To activate, scratch off the code below, and enter it at:
<http://www.examssoft.com/seminolenursing>



How to activate your card for use (in 4 easy steps!)

1

Check your system requirements. Login to your school's ExamSoft URL (above).

2

Download/register SofTest. Activate your license by entering the code above.

3

On exam day, make sure your laptop is fully charged (bring your power cable).

4

After the exam, connect to the Internet, launch SofTest; and your exam(s) will upload.

EXAM TAKER ACTIVATION CARD SYSTEM REQUIREMENTS

System requirements are subject to change. For the most current requirements, please visit examsoft.com/msr or by accessing the QR code below.



TECHNICAL SUPPORT

support@examsoft.com or call 866-429-8889

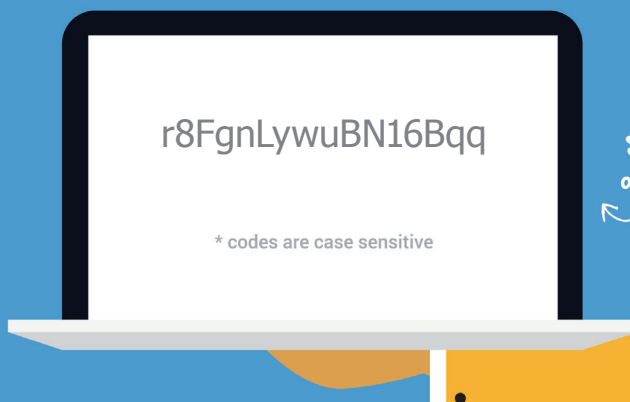


©2017 ExamSoft Worldwide, Inc.



EXAM TAKER ACTIVATION CARD

To activate, scratch off the code below, and enter it at:
<http://www.examssoft.com/seminolenursing>



How to activate your card for use (in 4 easy steps!)

1

Check your system requirements. Login to your school's ExamSoft URL (above).

2

Download/register SofTest. Activate your license by entering the code above.

3

On exam day, make sure your laptop is fully charged (bring your power cable).

4

After the exam, connect to the Internet, launch SofTest; and your exam(s) will upload.

EXAM TAKER ACTIVATION CARD SYSTEM REQUIREMENTS

System requirements are subject to change. For the most current requirements, please visit examsoft.com/msr or by accessing the QR code below.



TECHNICAL SUPPORT

support@examsoft.com or call 866-429-8889

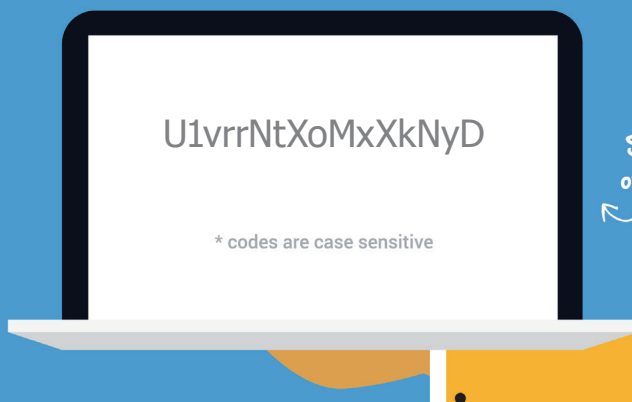


©2017 ExamSoft Worldwide, Inc.



EXAM TAKER ACTIVATION CARD

To activate, scratch off the code below, and enter it at:
<http://www.examssoft.com/seminolenursing>



How to activate your card for use (in 4 easy steps!)

1

Check your system requirements. Login to your school's ExamSoft URL (above).

2

Download/register SofTest. Activate your license by entering the code above.

3

On exam day, make sure your laptop is fully charged (bring your power cable).

4

After the exam, connect to the Internet, launch SofTest; and your exam(s) will upload.

EXAM TAKER ACTIVATION CARD SYSTEM REQUIREMENTS

System requirements are subject to change. For the most current requirements, please visit examsoft.com/msr or by accessing the QR code below.



TECHNICAL SUPPORT

support@examsoft.com or call 866-429-8889

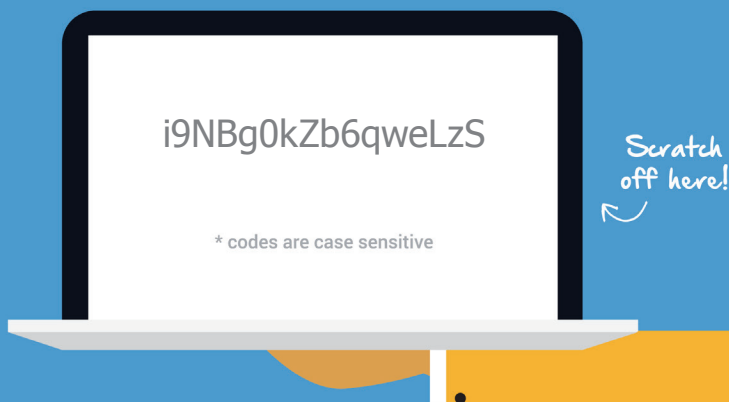


©2017 ExamSoft Worldwide, Inc.



EXAM TAKER ACTIVATION CARD

To activate, scratch off the code below, and enter it at:
<http://www.examssoft.com/seminolenursing>



How to activate your card for use (in 4 easy steps!)

1

Check your system requirements. Login to your school's ExamSoft URL (above).

2

Download/register SofTest. Activate your license by entering the code above.

3

On exam day, make sure your laptop is fully charged (bring your power cable).

4

After the exam, connect to the Internet, launch SofTest; and your exam(s) will upload.

EXAM TAKER ACTIVATION CARD SYSTEM REQUIREMENTS

System requirements are subject to change. For the most current requirements, please visit examsoft.com/msr or by accessing the QR code below.



TECHNICAL SUPPORT

support@examsoft.com or call 866-429-8889

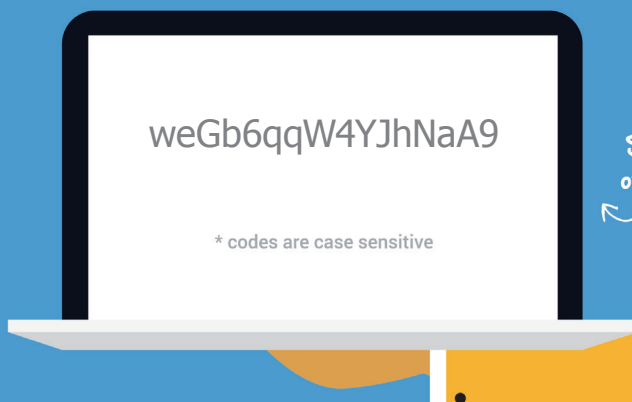


©2017 ExamSoft Worldwide, Inc.



EXAM TAKER ACTIVATION CARD

To activate, scratch off the code below, and enter it at:
<http://www.examssoft.com/seminolenursing>



How to activate your card for use (in 4 easy steps!)

1

Check your system requirements. Login to your school's ExamSoft URL (above).

2

Download/register SofTest. Activate your license by entering the code above.

3

On exam day, make sure your laptop is fully charged (bring your power cable).

4

After the exam, connect to the Internet, launch SofTest; and your exam(s) will upload.

EXAM TAKER ACTIVATION CARD SYSTEM REQUIREMENTS

System requirements are subject to change. For the most current requirements, please visit examsoft.com/msr or by accessing the QR code below.



TECHNICAL SUPPORT

support@examsoft.com or call 866-429-8889

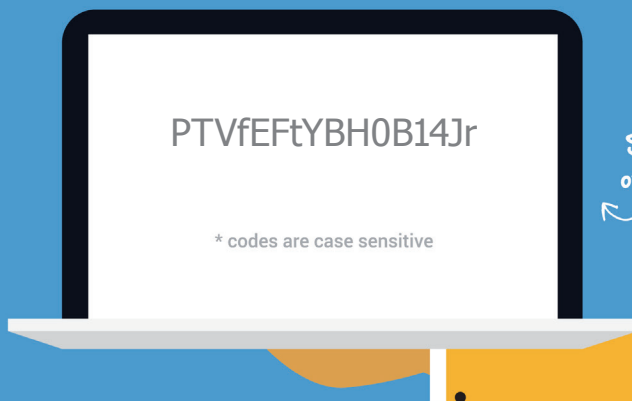


©2017 ExamSoft Worldwide, Inc.



EXAM TAKER ACTIVATION CARD

To activate, scratch off the code below, and enter it at:
<http://www.examssoft.com/seminolenursing>



How to activate your card for use (in 4 easy steps!)

1

Check your system requirements. Login to your school's ExamSoft URL (above).

2

Download/register SofTest. Activate your license by entering the code above.

3

On exam day, make sure your laptop is fully charged (bring your power cable).

4

After the exam, connect to the Internet, launch SofTest; and your exam(s) will upload.

EXAM TAKER ACTIVATION CARD SYSTEM REQUIREMENTS

System requirements are subject to change. For the most current requirements, please visit examsoft.com/msr or by accessing the QR code below.



TECHNICAL SUPPORT

support@examsoft.com or call 866-429-8889



©2017 ExamSoft Worldwide, Inc.