

Weekly Story: "God's Happy Surprise"

# Craft: "Origami's Grasshopper"

Memory Verse: "Prepare the way of the Lord, make His paths straight." Matthew 3:3


---

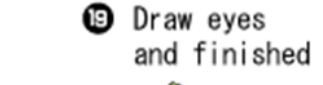
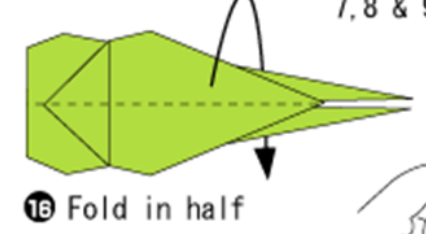
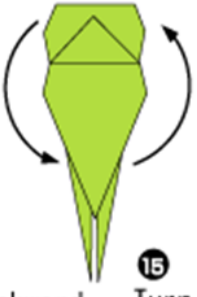
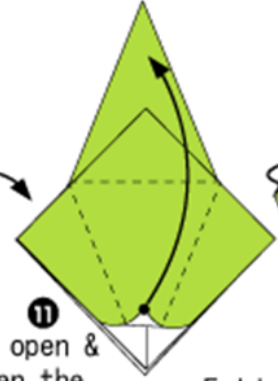
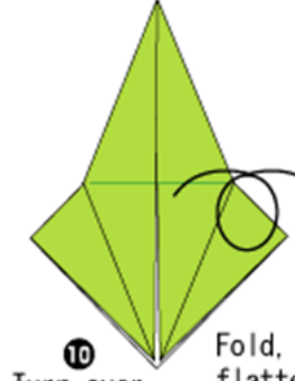
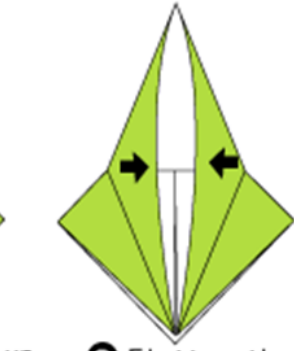
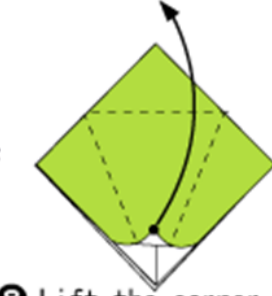
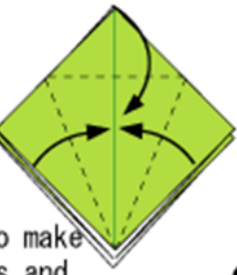
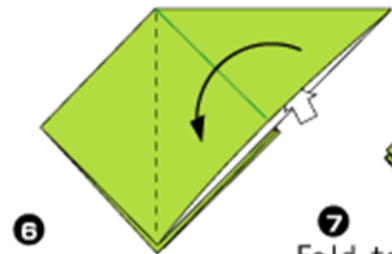
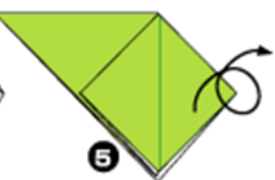
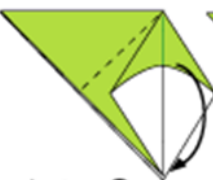
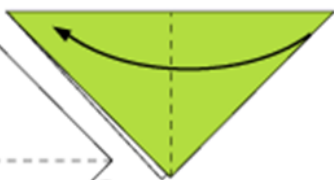
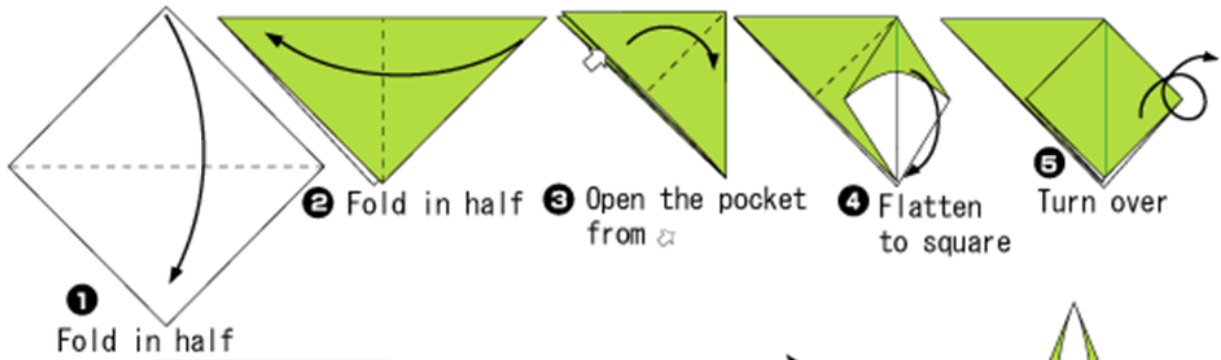
## Materials Needed:

- One green origami or square paper (6 x 6 inches)
- Two sticker eyes (optional)
- Black pen

## Instructions:

- 1) If you don't have origami paper, cut any paper in a square shape (recommended size, 6" x 6").
- 2) Follow the instructions below and fold the grasshopper.
- 3) Put sticker eyes or draw the eyes.





Step fold **18** & the other side, too

\*Copyright: Fumiaki Shingu

# A Grasshopper