

Postal Box
Large Letter


Flat Size: 390 x 420mm
Assembled Size: 255 x 168 x 22mm


Place your design within 'Artwork' layer and delete 'Guide' layer once finished.
Failure to remove guide layer will result in template printing over artwork design.

Please ensure:


- Colour: CMYK (RGB will be converted)
- Fonts: Embedded or converted to outlines
- Image Resolution: 300dpi or higher
- Crop marks and 3mm bleed are included
- Accepted format: PDF (one file)

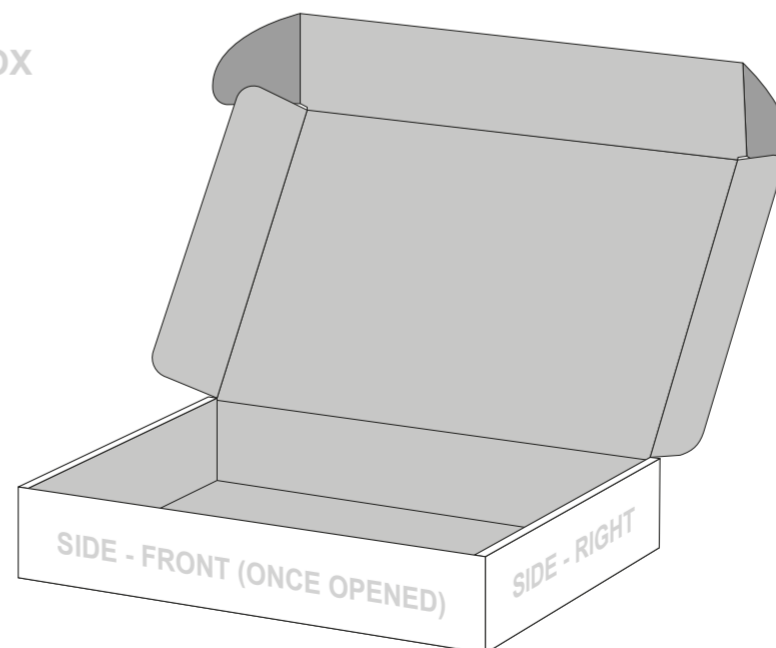
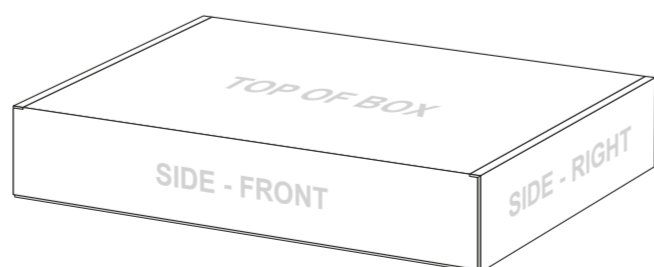
Please upload **one PDF** including two copies of artwork - **one with cutter guide visible and one without.**

 **Finished Size** - This is the finished size of the product once cut.

 **3mm Bleed** - Please extend your artwork into the bleed if you are using full colour or imagery in the background. Anything within this area will be removed once cut.

Aa **Orientation** - Place artwork the same way up as text shown for orientation to be correct once assembled.

 **Crease** - These lines will be creased to create folds. For best results do not place small text across these lines.



BOTTOM OF BOX

SIDE - FRONT (ONCE OPENED)