

boromi



School Play Libraries programme



# About us

Here at Boromi, we believe family play really matters. That's why we're building an evidence-based and award-winning community of non-profit Play Libraries®.


Working in partnership with educational and community settings, our Play Libraries are empowering families to nurture early development through playing and chatting together.





# Why we exist

We exist for three reasons:



# Why we exist


We exist for three reasons:

90% of our brain is fully grown by the age of five, laying the foundations of the adults we grow to become. It's when we develop our most fundamental building blocks and we never learn more, or faster, than we do over this time.

1



**Strong foundations  
matter**



# Why we exist


We exist for three reasons:

Play is never just play. Playful moments, positive interactions and a loving connection are the materials our brains need to grow and great family play is the best tool in the box.

2



Play is rocket fuel  
for early  
development




# Why we exist

We exist for three reasons:

From the moment a child is born, they are learning anywhere and everywhere they go. There is no right or wrong way (or space) to play; it is the nature and frequency of a parent or carers' active engagement with their child that matters.

3




A warm, safe and playful space to play looks different for every family.



**Play. The “rocket fuel” of  
child development.**

(Brodin et al., 2018)

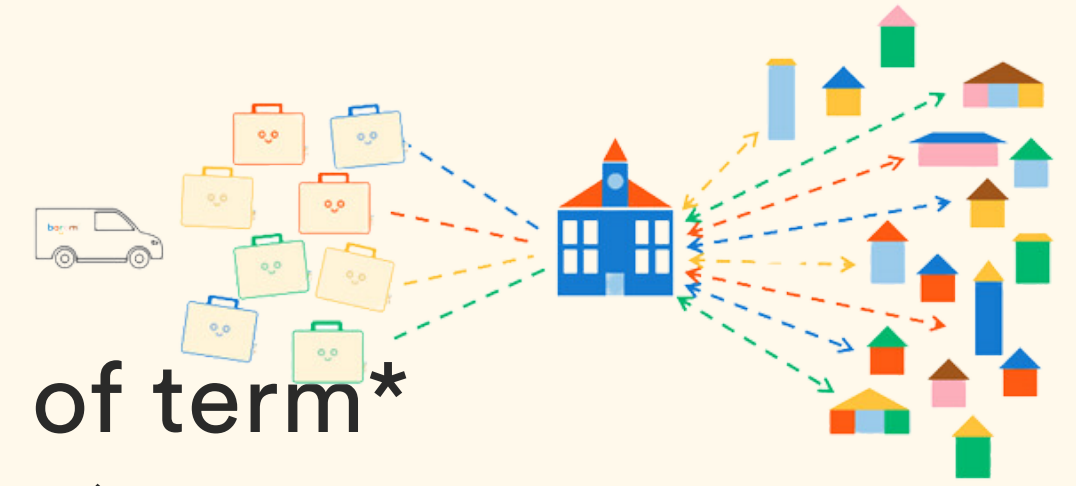




# Family video




# How our Play Libraries work



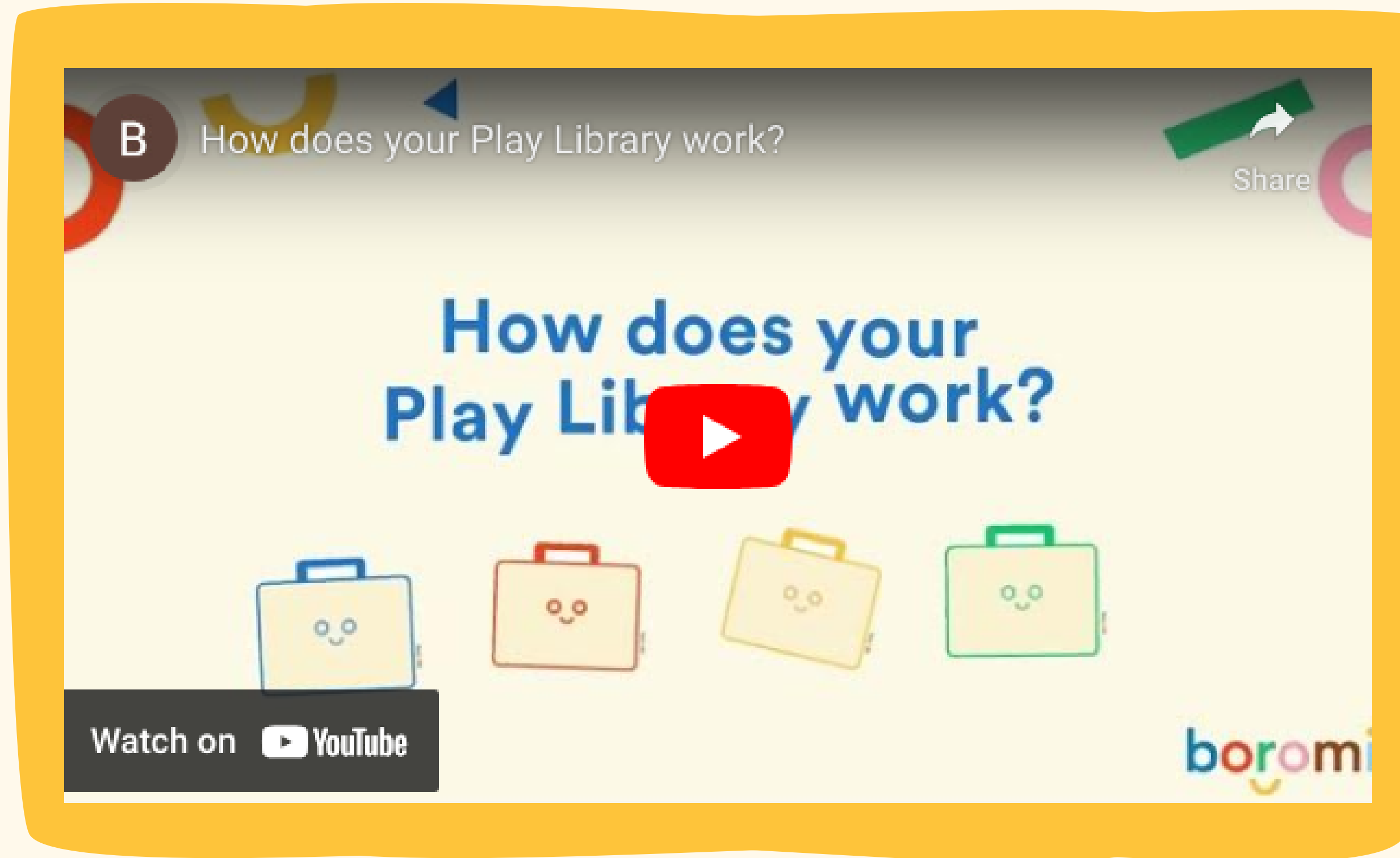
1. Play Libraries are delivered to settings at the start of term\*
2. Each term you'll receive 8 play bags per class pack (2 of each theme)
3. Play bags are freely available for families to borrow and take home for a few days
4. Every play bag comes equipped with a ready-to-go, modelled learning adventure and all the resources and guidance needed for families to enjoy together\*\*
5. At the end of the term, your play bags are collected and after the holidays you'll receive a new delivery with new play bags inside

\* NB: Boromi deliveries run on a 3-term annual cycle. For Scottish schools, your first Boromi term will run from Aug to Dec.

\*\* For Welsh speaking schools, translated Welsh handbooks can be included inside every bag, if requested.



# Family video



# Example resources




investigate




invent



share



# Example parent handbook




**boromi**

Let's imagine!

Welcome to the IMAGINE handbook.  
Use the resources inside this box to spark your imaginations and enjoy playing together.

### What's in the bag?




Tarpaulin    One wind-up torch  
Handbook    boromi  
Five giant pegs

If I get dirty, please clean me by simply using a warm damp cloth.


\*Camouflage Tarpaulin: Delta Services Ltd, 7 Caldbeck Road, Croft Business Park, Bromborough, Wirral, CH52 3PA.  
\*Wind up Torch: IKEA Ltd., IKEA Tower, 256 North Circular Road, London, NW10 0JQ  
\*Giant Pegs: TTS Group Ltd, Unit 10 Osier Drive, Sherwood Park, Annesley, Nottingham, NG15 0DS. Suitable for children aged 3+.

### Learning Links


The new and imaginary worlds that you can explore together with this box provide many, many learning benefits for your child. We want to help you spot these, so we've given a few examples below:

**Problem solving** 


Den building is a great way for me to come across problems that I need to solve. It may take a few tries to work it out, but this helps me to become more confident when I am faced with new challenges in the future.

**Imagination** 

As we build our den together, I am exploring and developing my imagination by thinking about what we could do and how we could make it even better!

**Moving** 


When I use the pegs in this box, this helps me to strengthen the small muscles in my hands, improve my control and also strengthen my hand eye coordination.


**Working together** 


Building dens together is a great way for me to practise my turn taking and sharing skills. I might find this tricky sometimes, but you can help by asking me what you can do to help or talking with me as we play.

### How to use me


Even if you only have 5 minutes to spare, we're here to help you make the most of that time together. Use the steps and prompts below to guide you as you explore what's inside...


1. Listen 


  
Do they recognise what's inside? What are they talking about?


2. Watch 

  
Do they have ideas of how to build a den?

3. Talk 

  
Can they talk to you about what they are doing?

4. Join in 

  
Would they like you to join in? What would they like you to do?

### Stuck for ideas?

More often than not, your child will come up with a great activity they'd like to play. But, in case you get stuck, here are some ideas to get you started:

**1. Activity:**  
Use what's inside the box to build a den together.

**Question:**  
How could we make our den more comfortable? What can we use to decorate our den?


**2. Activity:**  
Find some wood (or other objects) to build an imaginary campfire outside your den to keep warm.


**Question:**  
Can you feel the heat coming from the campfire? Shall we toast some marshmallows?


**3. Activity:**  
Turn the lights off and read a story in your den by torchlight.


**Question:**  
How does reading a story together in here make you feel?


### Key words


  
Den

  
Pegs

  
Torch

  
Light


  
Tarpaulin

  
Cushion

### Play again

If you enjoyed building a den together, why not have another go using what you have at home already?

You will need:

  
1. Blankets, rugs or bed sheets

  
2. Pegs or string

  
3. Cushions

**Instructions:**

1. Find bed sheets, blankets or rugs around the house.
2. Use pegs or string to fasten the onto tables, chairs or other objects to build your den.
3. Decorate with cushions and other blankets
4. Finally, why not use a torch to eat dinner or read a story together under cover?




# Our Play Principles

We believe that there's no right or wrong way to play; great play that's meaningful, hands on and fun looks different for everyone. At Boromi we are guided by our four play principles:

## Investigate:

Be curious, ask questions and explore with your senses.



## Invent:

Embrace ambiguity, welcome mistakes and think creatively.




## Share:

Enjoy playing together, whether you lead, follow or partner in play.



## Imagine:

Dive in, make links and deepen connections.

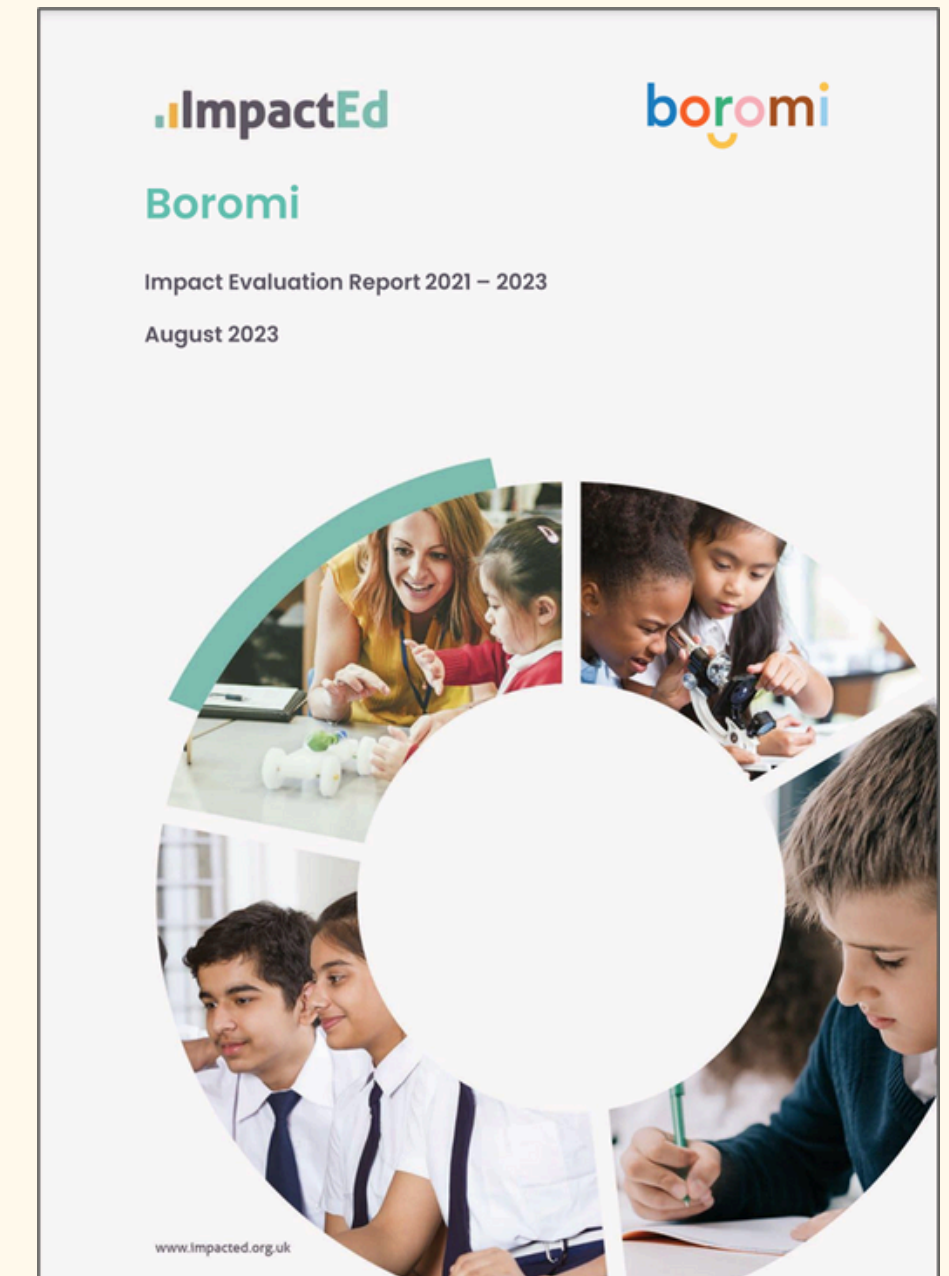


# Our latest impact report




## 2021-23 evaluation findings show:

- Children using Boromi experienced a 25 percentage-point increase in communication skills
- Statistically significant change to children's social and emotional development
- Statistically significant increase in the overall quality of the home learning environment
- Increased parental confidence, knowledge and ideas



Scan the QR to read more





Our parents who don't speak English don't normally engage in our other aspects of home learning. Physical homework that goes home, we don't get back, workshops they don't come along to and our online learning programme, they've not been engaging in... But they engage in Boromi.

With Boromi, it's so obvious what it is. Your child has come home with a bag. It's not scary. They're not having to click anything, do anything. They know they just need to open the bag and play.



EYFS Lead, Ark Tindal, Birmingham



Ark Tindal  
Primary Academy





**Miss Ford** @MissFord17 · Nov 19, 2023  
 Another example  
 Of children engaging in this fantastic resource @BoromiHQ 🥰

**emily j** @e\_m\_i\_l\_y\_p\_ · Nov 19, 2023  
 @MissFord17 so much fun! 😄 Eliza was enthralled with the @BoromiHQ bag 🌟 we discovered dominoes, built lots of towers (and knocked them down, of course!), and learnt to make her initial with some blocks! 😄 A great activity for the imagination 🍷 Diolch! @NantYParcSchool

1 1 6 1.2K

**Ysgol Gynradd Gatholig Santes Helen** @sthcpsbarry · Dec 4, 2023  
 #MeithrinPM sharing their experiences with the Boromi Bags this weekend @BoromiHQ. Super photos, thank you for sharing 🥰

1 5 368

**Mrs Hill** @MrsHill69901733 · Nov 26, 2023  
 @sthcpsbarry #MeithrinAM A tent took over our living room this week thanks to the tent building kit in the @BoromiHQ bag! J explored his dark den with his wind up torch, which quickly changed into a monster's lair! Grrrr!

1 1 87

**Oaklands Primary** @oaklandsprimary · Sep 22, 2023  
 Brilliant Boromi experiences this week in Bedwen Bach @BoromiHQ #teamOaklands

Fantastic new experiences and great feedback off families in Bedwen Bach with boromi

boromi

1 263

**Ysgol Gynradd Gatholig Santes Helen** @sthcpsbarry · Nov 29, 2023  
 #MeithrinAM "The Invent Boromi Bag has been our favourite, we loved building and seeing how far the marbles would go!" Thank you for sharing your experience G and A 🥰 @BoromiHQ

5 293

**Gemma Hughes** @gemmachughess · Nov 19, 2023  
 Axel had loads of fun playing the fishing game from the @boromihq bag 🍷 @MissFord17

1 1 3 271




# Annual pricing

Our Play Libraries come in class packs, including:

- 8 bags delivered each term (24 bags over the academic year)
- Two of each theme, every term: **investigate**, **share**, **imagine**, **invent**
- All damage and loss - no hidden costs for missing or broken items
- Termly library exchanges, delivering new activities each term
- All the resources and parental guidance needed to get playing!
- Access to our resources folder

Each termly Class Pack costs £265 per term, and if you'd like to sign up for more than one class, additional classes have a 10% discount. (For our smaller schools, there's also a half-pack option of 4 bags per term.)





# Our expression of interest form



Get in touch: [hello@boromi.co.uk](mailto:hello@boromi.co.uk)  
Find out more: [www.boromi.co.uk](http://www.boromi.co.uk)

