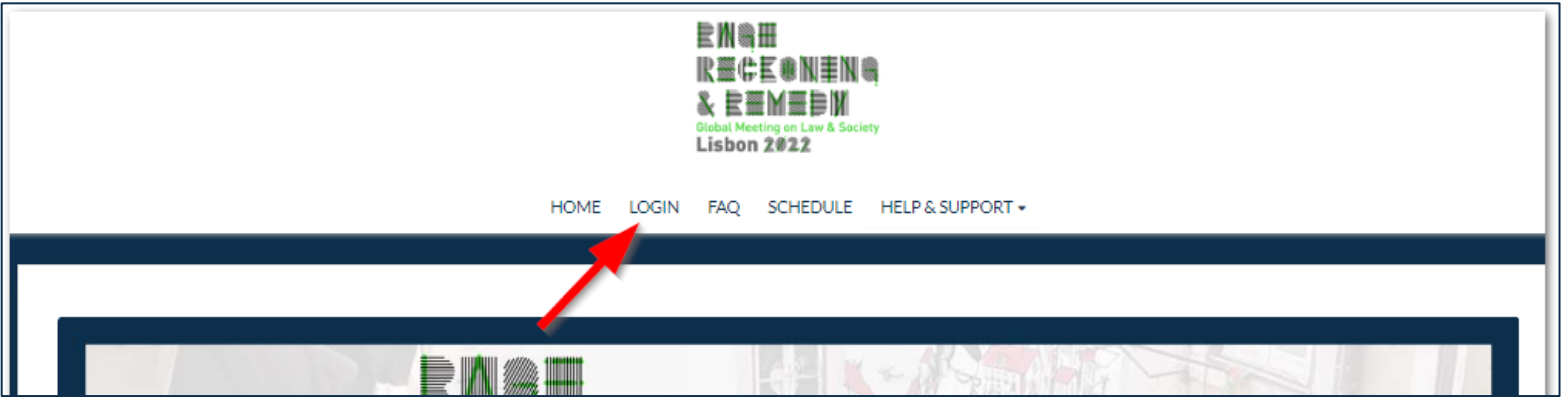


Session Speakers / Chairs Guide

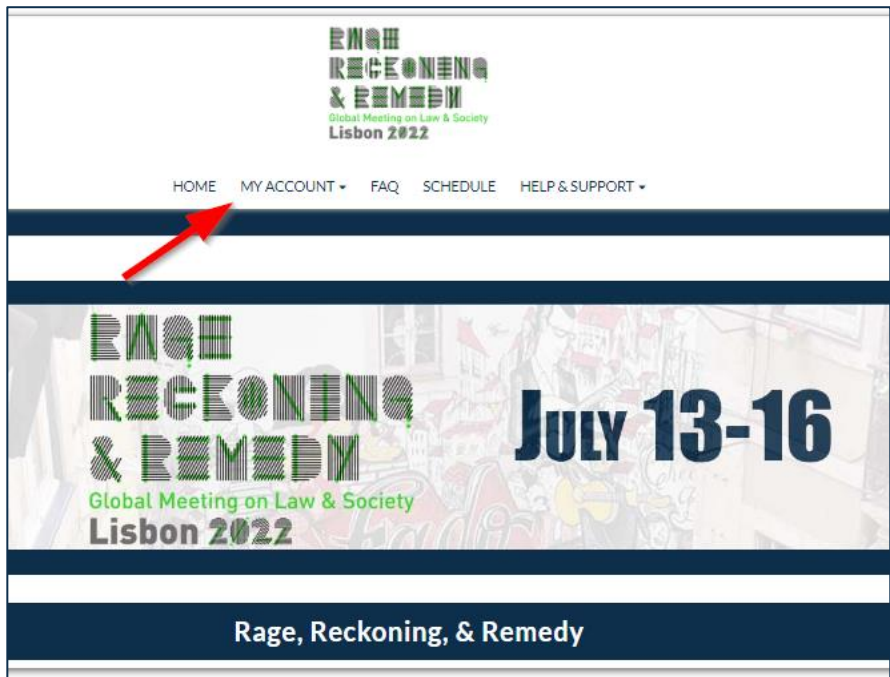
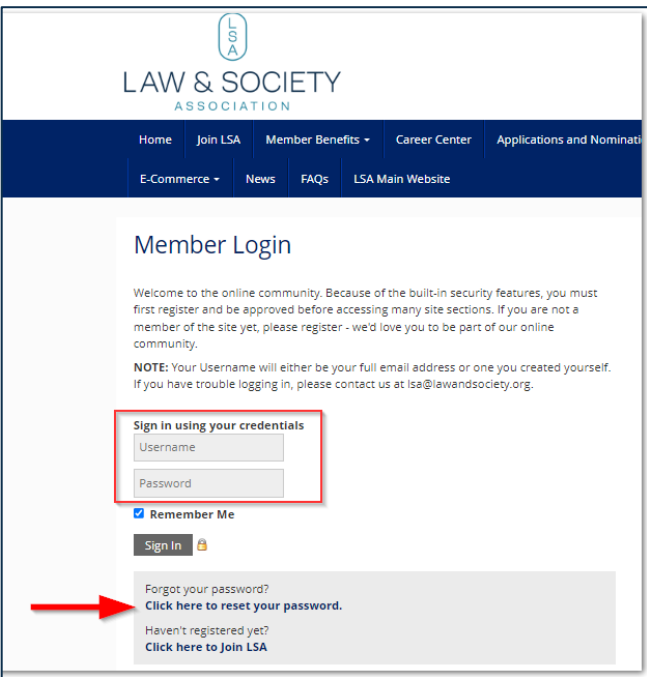
Accessing the Conference Website

1. Click on the conference website [LINK](#) and then “LOGIN”



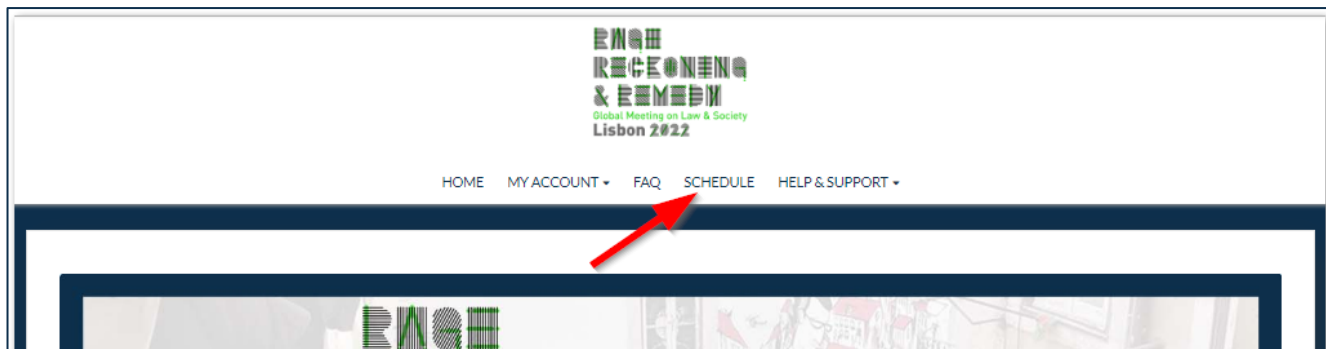
2. Login with your LSA membership credentials. If you forgot or need to reset your password, use the “Click here to reset your password” feature. Please Note: Your Username will either be your full email address or one you created yourself. If you have trouble logging in, please contact us at lsa@lawandsociety.org.

Once you successfully login you will be brought to the conference website. The “Login” button will have changed to “My Account”, this is a good indication that you are successfully logged-in.



Navigating to Sessions

1. Click on "Schedule" on the menu bar.

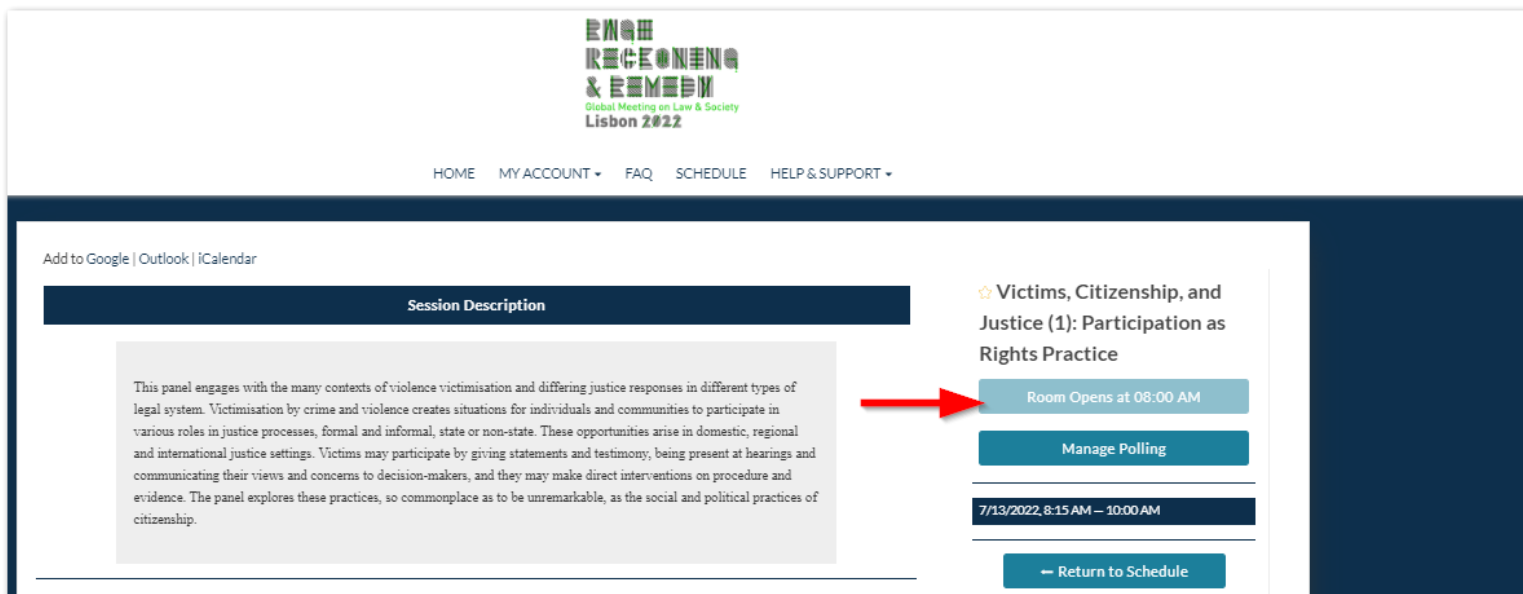


2. You will see a gallery view of all the sessions. Please note all sessions times are displayed in W. Europe Daylight Time. You can toggle throughout the days and also refine your search with a search bar and filters. Once you have located the session you want to join, click "View Session Details"

A screenshot of the session gallery page. The page is divided into two main sections. On the left is a session card for a 'Test (Translators)' session. The card shows the time '4:00 PM - 5:00 PM', the date '7/8/2022, 4:00 PM - 5:00 PM', and the session type 'Plenary'. Below this, it lists 'Kartik Papaiya' as the 'Session Chair'. At the bottom of the card is a blue button labeled 'View Session Details' with a red arrow pointing to it. On the right is a 'Refine your search' panel. It contains a search bar with a 'Search' button below it. Below the search bar are several filter options, each with a dropdown arrow and the word 'Any': Session Type, Session Room, Schedule Day, Schedule Timeslot, Virtual or InPerson, Presentation Language, CRNs, IRCs, and Co-Sponsoring Organization. At the bottom of the filter panel is a blue button labeled 'See Results from All Days' and a 'Reset all filters' link. Above the session card, there is a navigation bar with tabs for 'Today', 'Test Day (Friday)', 'Wednesday, July 13th', 'Thursday, July 14th', and 'All Days' (with a dropdown arrow). A red box highlights the text 'Times are displayed in W. Europe Daylight Time.' with a red arrow pointing to it. The top of the page contains introductory text about searching for sessions and adjusting time zones.

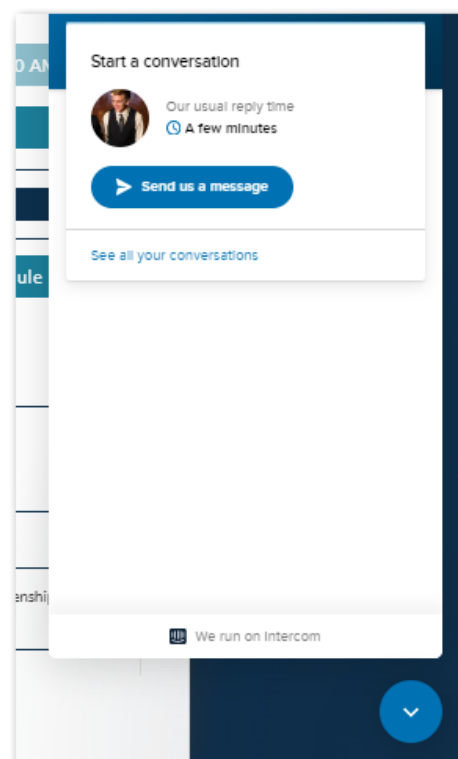

Navigating to Sessions

3. Once you click on “View Session Details”, you will see the session description and the button to join the session. Please note: Your registered email address has been loaded in the back of the conference website indicating that you are a session speaker or chair, which will give you are host and/or co-host privileges. One of those privileges is to start the session 15 minutes prior to the official start time of the session. The button will change at the 15 minute prior mark from “Room Opens at {Time}” to “Start Session”. Only sessions speakers and chairs will be able to enter the room 15 minutes prior to prep for the session. Please use this time to test your audio, video and screenshare of the presentation.



The screenshot shows the conference website interface. At the top, the logo for 'RAGE RECKONING & REMEDY Global Meeting on Law & Society Lisbon 2022' is displayed. Below the logo is a navigation menu with links for HOME, MY ACCOUNT, FAQ, SCHEDULE, and HELP & SUPPORT. The main content area features a session description on the left and a sidebar on the right. The session title is 'Victims, Citizenship, and Justice (1): Participation as Rights Practice'. A red arrow points to a button labeled 'Room Opens at 08:00 AM'. Below this button are 'Manage Polling' and '7/13/2022, 8:15 AM – 10:00 AM' buttons. At the bottom of the sidebar is a 'Return to Schedule' button. The session description text reads: 'This panel engages with the many contexts of violence victimisation and differing justice responses in different types of legal system. Victimisation by crime and violence creates situations for individuals and communities to participate in various roles in justice processes, formal and informal, state or non-state. These opportunities arise in domestic, regional and international justice settings. Victims may participate by giving statements and testimony, being present at hearings and communicating their views and concerns to decision-makers, and they may make direct interventions on procedure and evidence. The panel explores these practices, so commonplace as to be unremarkable, as the social and political practices of citizenship.'

4. At any page of the conference website you will a blue help widget on the bottom right and corner. You will able to communicate with our Live Support Team for assistance on gaining access to sessions or general help throughout the conference.



The screenshot shows the live support chat interface. It features a 'Start a conversation' section with a profile picture of a support agent and the text 'Our usual reply time A few minutes'. Below this is a 'Send us a message' button. At the bottom of the chat area, it says 'We run on Intercom'. A blue help widget icon is visible in the bottom right corner of the page.