


DIY GUITAR



FOR BEGINNERS

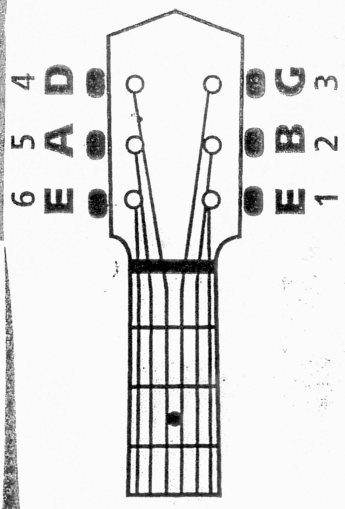
BY R. A. G. S



TUNING

How do you know if a string is out of tune?

Tuning by ear: you can play the same note on the adjacent string and see if it matches - if they sound weird together then one of them is out of tune.



TUNING PEGS	To Make Your Note Lower	To Make Your Note Higher
TURN PEGS ON TOP ROW (E, A & D strings)	CLOCKWISE	ANTI-CLOCKWISE
TURN PEGS ON BOTTOM ROW (G, B & E strings)	ANTI-CLOCKWISE	CLOCKWISE

E A D G B E
STRING 6 5 4 3 2 1

Notice that the top and bottom strings are both E.

You can pluck them together to see if they match.


If your string is out of tune it will be either FLAT or SHARP

FLAT = too low

SHARP = too high

Using a tuner or tuning pedal: if you find it hard to tune by ear or difficult remembering the letters, there are lots of tuning gadgets to make life easier.

Most tuning pedals use a diagram like this:



shows green
when its in tune!

KING AYISOBA

Plays the KOLOGO

which is a Ghanaian instrument with only one string!



Its amazing how many mesmeric rhythms

he can get out of it

No chords needed!!

THE KNOBS

VOLUME - I usually keep it all the way up and control the volume on the amp. This keeps things simple!

TONE - same, I just like to leave it. But if you want to turn it UP that makes is sound more sharp and DOWN for a more mellow sound.

SWITCH - this selects which pick up to use. Apparently the pick up closer to the neck is BASSIER and the one nearer the bridge has more TREBLE. But just pick the one you like the most and remember to

leave it in that position. It can be a shock if you change it and your guitar suddenly sounds really different.

MARLENE MARDER



Played in KLEENEX/LILIPUT who were a super inventive and danceable post punk band. She often just played simple notes and chords, but had a great sense of rhythm. Kleenex songs always feel like they have been written through improvising as a group and retain that exciting creative energy because of it! Marlene also always looked SO COOL and was a queer role model for many punks who followed in her footsteps

PAT PLACE

The guitarist for no wave bands like BUSH TETRAS and THE CONTORTIONS she uses skronky sounds and rhythms to create an itchy sound that is both harsh AND danceable. And she looked so cool all the time



MARNIE STERN

Experiments with the 'finger tapping' style. Usually associated with super macho guitarists



like Eddie Van Halen, Marnie has a totally new and inventive take on this style.

CHORDS

I find chords quite hard to play and even harder to remember! But the trick is to think of them as simple shapes that you put your fingers in. A lot of these shapes can be moved all over the fretboard!

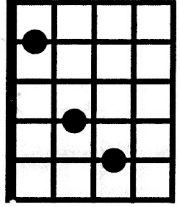
You never really need to know what they are called tho! Also, make up your own! Just remember to use your ears and listen to what notes sound together. There is no 'wrong' chord!

Even just two or 3 notes together can be a chord!

Here are a few good ones.

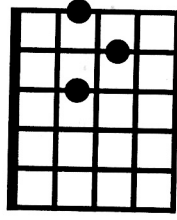
C

X 3 2 0 1 0



D

X X 0 1 3 2



HOW TO READ TAB CHORD DIAGRAMS

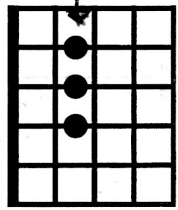
Tab aka 'tablature' is a way of writing down chords and guitar parts that is way easier to read than traditional notation

X MEANS PLAY IT!
DON'T PLAY IT!

A

X 0 1 2 3 0

FRET#: 1 2 3 4



Left hand finger numbers

Dots show left hand fretting finger positions

JIMI HENDRIX

Played the bottom note of most chords

with his thumb!



I've always
been told

this is the wrong way to play chords!

But I actually find

it way easier and feels more natural than

stretching my finger across the strings.

Look how chilled out he looks!

USING A PICK

Also called 'plectrum' - there are lots of different thicknesses.

HARD = good for playing riffs

FLOPPY = good for strumming chords

But don't listen to anyone! - choose whichever you like best and find most comfortable!

STRUMMING is a pattern of up and down strokes. But don't think about it too much! Its all about RHYTHM and its very physical - like dancing!

If you wanna sound really punk then play with all DOWN strokes at it sounds super aggressive.

Your arm might hurt a bit tho.

MARY TIMONY

Uses different tunings to come up

with weird drone sounds and chords

influenced by European medieval music!

I use a tuning called "drop D" a lot.

Its really easy, you just tune



the bottom E down one note to D.

so the tuning is like DADGBE

AMPS

Do not be scared by all the knobs!

Sometimes there are different 'channels'

Basic principle is

CLEAN

DIRTY

GAIN = louder, dirtier and causes feedback.

On the CLEAN channel you can adjust

BASS - MID - TREBLE

turn the GAIN down and the

VOLUME or MASTER up to get a

louder sound.

When yr borrowing amps you are not used to

at gigs and in practice spaces

spend time getting your settings how you like them!

THOMAS MAPFUMO

was inspired by the MBIRA or 'thumb piano' songs
that he used to
play growing up in rural Zimbabwe.

He invented a radical new style
of guitar music



influenced by rock n roll but based on the
traditional rhythms and melodies of mbira music.

ELIZABETH COTTEN

Played the guitar upside down!

Because she was left-handed and self taught, she had no idea she was doing anything 'wrong' and inadvertently invented a new style of finger picking!

She would play an alternating bass line with her fingers and



then use her thumb to pick out the melody when she was 'discovered' in the 50s her style became known as 'cotton picking' and is still mimicked by tons of folk guitarists to this day!

Tuning Pegs

Headstock

Nut

Frets

Neck

Fretboard

Strings

Pickups

Body

Bridge

Pickup selector

Volume and
Tone Controls

