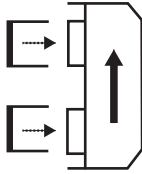


AMFLO® SONIC DryX

1.

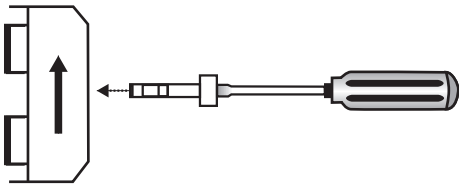


Silikonpads auf Sensorkopf anbringen

Fix silicon pads on sensor head

Fixer les plaquettes de silicone sur le capteur

2.

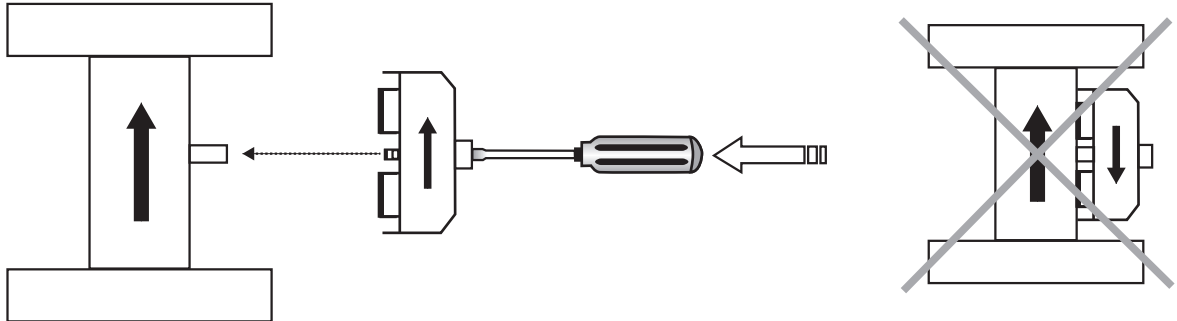


Schraube zentrieren durch drücken mit dem Schraubenzieher

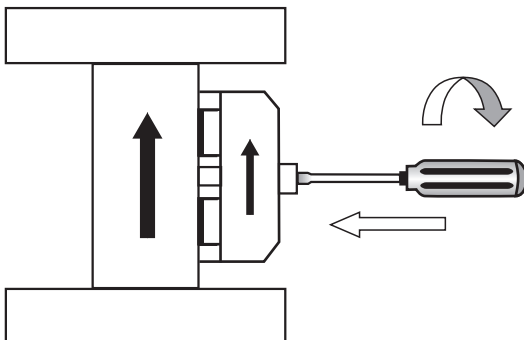
Centre screw by pushing it in with the screwdriver

Centrer la vis en appuyant avec le tournevis

3.



4.



Anziehen bis Sensorkopfseiten bündig sitzen

Screw until sensor head ends are flushed with tube

Serrer jusqu' en bon positionnement du capteur

à fleur sur le tuyau