

Watch the “Curve!”

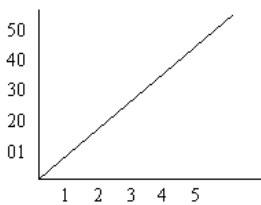
The world’s future was seen through the eyes of Katrina and Rita. Hitting the U.S. with the force of several atomic bombs, the coast was reshaped, cities were destroyed, businesses were shattered and the treasures of thousands vanished.

By the droves, people fled from the face of these hurricanes. “Natural disasters” have grown into a dangerous issue. Mega-catastrophes – some now call them. A distinct turning point in intensity and frequency of calamities has come. People are demanding, “Improve the government’s response!” “Get better prepared for the next one!” How do you improve 72 hours? How can you prepare for the variables of a disaster? As the indomitable spirit of man attempts to creatively plan to defend himself against nature, she continues to increase in power beyond man’s capabilities.

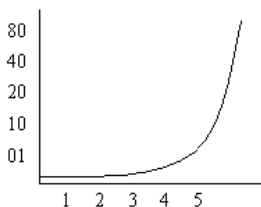
Since 1985 *hurricanes* have become more frequent and more intense. Scientist Kerry Emanuel recently said, “Increasing destruction from tropical *cyclones* over the past 30 years is now in evidence.”[\[1\]](#)

Globally, 2.5 billion people were affected by floods earthquakes, hurricanes and other natural disasters between 1994 and 2003 – a 60% increase over the previous decade. These figures don’t include the Far Eastern calamities and associated Tsunami of December 2003.

Insurance losses are skyrocketing to a point of business uncertainty. Computer models at FEMA headquarters of what likely will occur are outdated. Storm intensity and frequency is far outpacing projections. Why? It’s how God said the end would come. It’s all in the “curve” of prophecy!



If a disaster pattern follows a simple straight line, projections can be accurate (using computer models). An example – rise in pollution:



Each year the rise is predictable and follows a specific pattern. If, however, as time progresses, the intensity is compounded (just like a compounding investment), a vastly different curve occurs! It is called an *exponential curve*. This is what that curve looks like – compounding interest:

When an exponential curve turns straight up, something dramatic is about to occur! This is true in bioscience, politics, social science, economics and the physical world. That period relates to a trend that will suddenly *impact* a person or mankind. The steep slope of this exponential curve began to accelerate on or about **1980** in:

- Hurricanes
- Tornadoes
- Earthquakes
- National debt

- Unsolvable political crises
- Moral degradation
- Depletion of fresh water aquifers
- Energy consumption
- Global pollution
- Famines
- Floods
- Pestilence – AIDS

Jesus said that when you begin to see these things coming together (and He lists specific happenings), it is the “beginning of sorrows.” The Greek root word for “sorrows” is *odin*, which refers to birth pangs. Labor pains come in an exponential curve or the baby might never be delivered alive. Calamities and conflict come in exponential curves or the world would never be provoked to cry out to God. In His incredible wisdom, He designed end-time events to come in an exponential curve. That will force the world into a choice that will finally evolve into two distinctive camps: One, in full rebellion against God; the other, loyal with an irrevocable commitment to His kingdom.

End-time events are progressing forward in an exponential manner. The gospel to all the world will *suddenly accelerate* under the Loud Cry. Wickedness will move from Gospel opposition to persecution and then to martyrdom. Everything end-time is on that curve. The spike of war will finally come when the four winds are released.

The “spike” of an exponential curve brings something to an end, a focal point or meltdown. This is part of the apocalyptic message that is repeatedly given in the Old and New Testaments. The final stages come during a period of time called the “time of trouble” (Daniel 12:1) or “great tribulation” (Matthew 24:21). With mercy and amazing detail God has explicitly unveiled events that tell us when the “curve” is getting to the “end.”

Katrina and Rita are not sensational signs. They are stimuli to study “where we are” in the stream of apocalyptic periods. In that context we will find it is time to urgently study two things:

1. How to personally bond with our precious Jesus.
2. Discover the deepest mines of truth that must become part of the last message to the world. It goes far beyond a historical “three angels’ messages!”

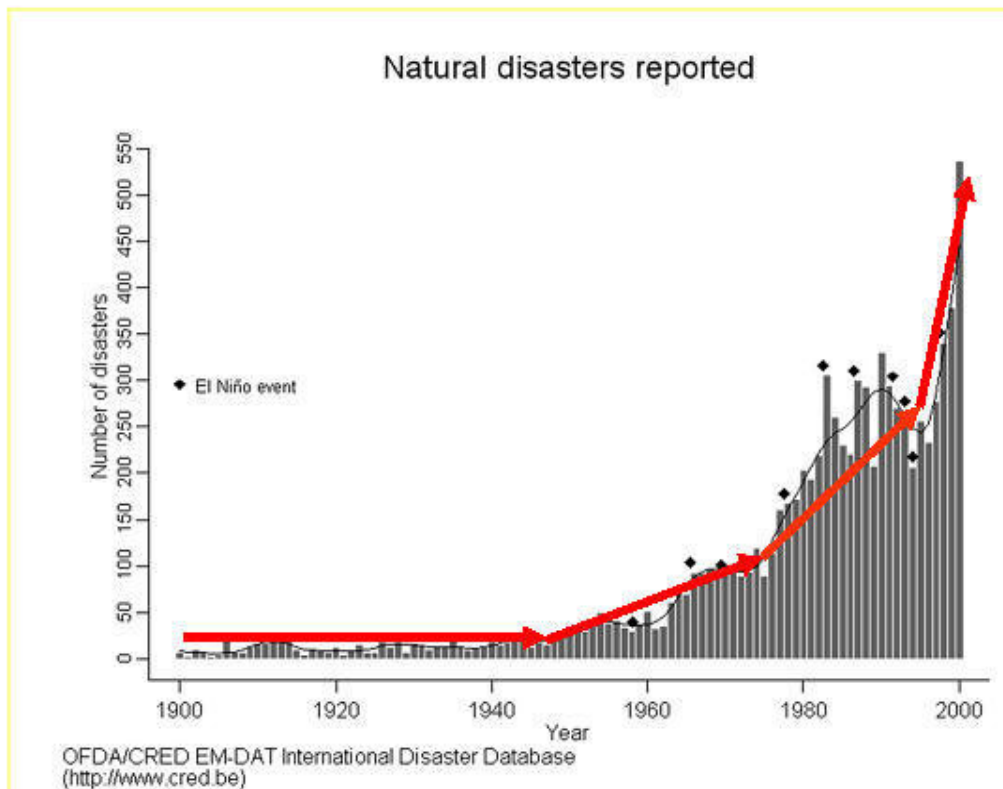
Expositor White noted the “curve.”

“These wonderful manifestations will be *more and more frequent and terrible* just before the second coming of Christ and the end of the world, as signs of its speedy destruction.”[\[2\]](#)

“The earth mourneth [and] fadeth away, the world languisheth [and] fadeth away, the haughty people of the earth do languish.” Isaiah 24:4-5.

Remember the story of the fig tree? When certain “signs” appear, summer – the harvest – is nigh. The “curve” tells us “time” has become mighty important. Soon millions will want to flee from the face of Jesus. They will be unprepared. We can be ready when that event “hits” our planet. FEMA, the National Guard and military might will be bosh. All we will need then is to

have our loving Jesus embedded in our hearts. That will be an impenetrable shelter in the time of storm.



Franklin S. Fowler Jr., M.D.
Prophecy Research Initiative © 2005–present
EndTime Issues..., October 2005

References:

- [1] *Nature*, vol. 436, 4 August 2005.
- [2] *Patriarchs and Prophets*, p. 108 (emphasis added).