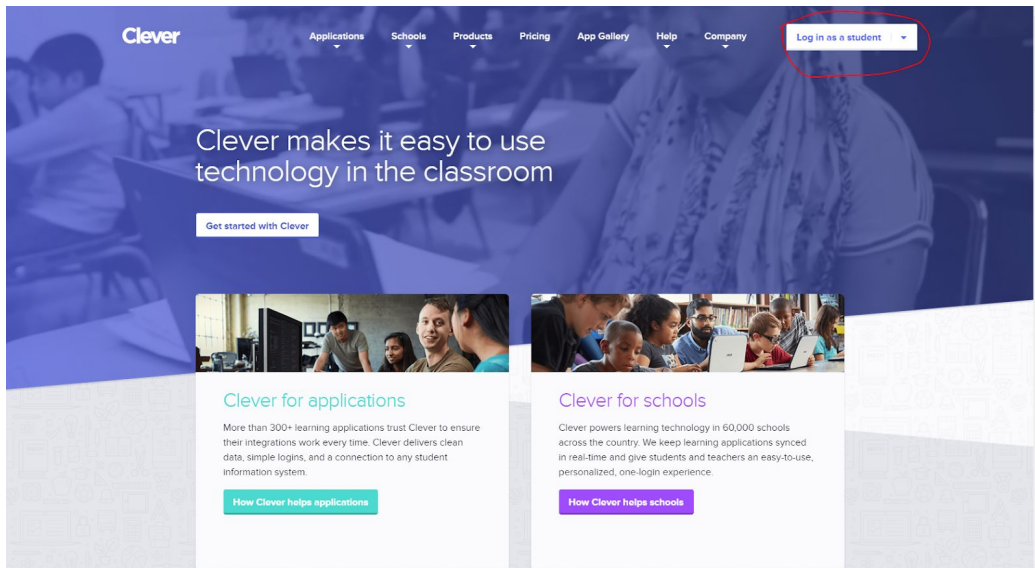


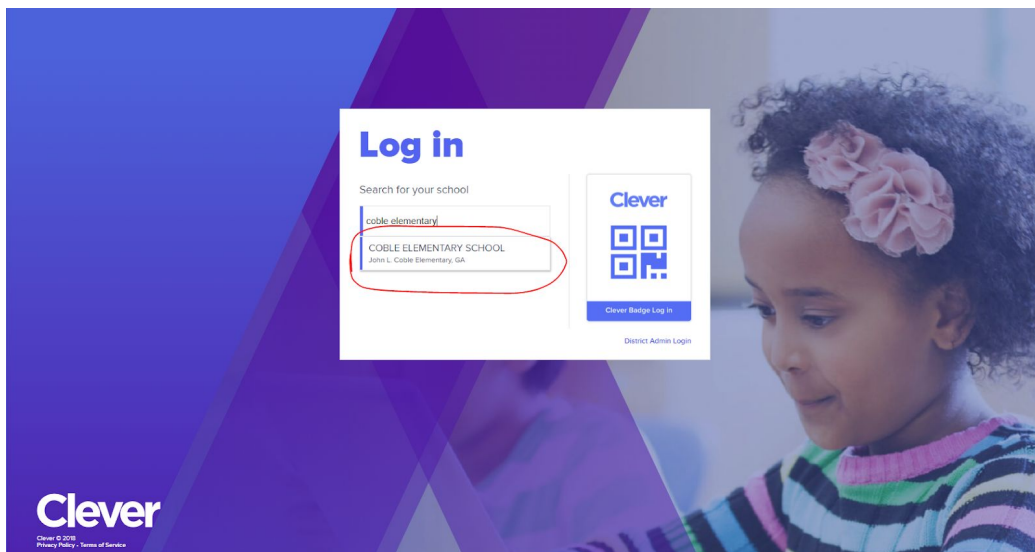
## Step by step instructions to login to Clever at home

Clever will give the student access to DreamBox, IXL, Nitro Type, Typing.com, and many other school resources

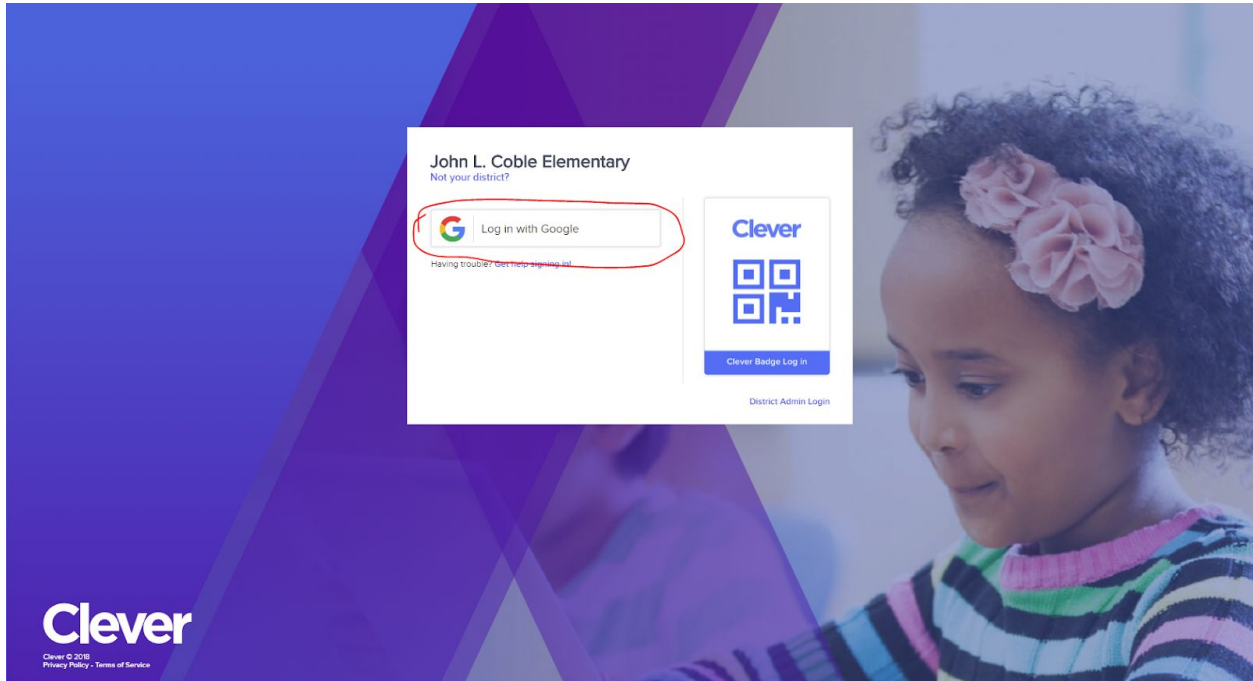
1. Goto [www.clever.com](http://www.clever.com)
2. Click Log in as a student (at the top right)



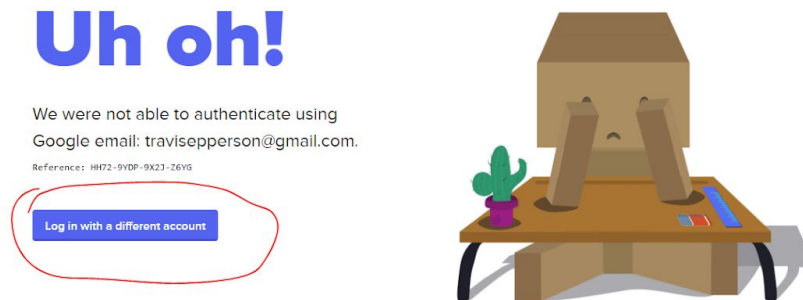
3. Type Coble Elementary in the School Name field then click on Coble Elementary (If John L Coble is already selected goto 4)



#### 4. Click Login with Google



#### 5. If you see Uh Oh! Just click Log in with a different account



6. Click on Use another account (unless you see your child's account then you can click on it instead)

7. Type the first letter of your child's first name then their entire last name @cobleschool.com . (Example Jane Doe  
jdoe@cobleschool.com)

8. Then click NEXT

9. Now type your child's password (If you do not know their password ask your child what they type to login to their chromebook each day). If your child is in Pre-K - 2nd grade please contact their teacher or email [it@cobleschool.com](mailto:it@cobleschool.com) to get help logging in.

10. You should see a list of applications your child uses at school.

11. Some of the Apps will log directly in, while others will list the students username and password for the app you are trying to launch.

12. If you experience problems please send an email to [it@cobleschool.com](mailto:it@cobleschool.com) or contact your students teacher.