


Made with Love: My Quilting History 2002-2022

by
Florence Chambers



For my 56th birthday in November 2002, my mother-in-law, Margaret Mary Chambers, sent me \$20. We had recently moved to Maine during the summer of 2001. I was thinking about doing something “Mainey” with the money and thought, “What do people in Maine do?” I answered “Quilting!”. At the time, there was a quilt shop in South Portland that was very close to Southern Maine Community College, where I worked. I went in and asked for a recommendation of a good book to get started. The lovely lady recommended “The Joy of Quilting” by Joan Hanson & Mary Hickey published in 1995 by That Patchwork Place.

The book immediately captured my interest. My first attempt was the “Exemplary” pattern, which is composed of many kinds of blocks including quarter-square units, half-square units, large star point blocks, half-rectangle units, a bird block, a rectangle and square birder, and nine-patch corners. The next step was to choose fabrics, and the instructions suggested “a variety of scales and textures, such as all-over florals, geometrics, and plaids”. It also called for themed fabrics in dark, light and medium tones. I also decided against doing the bird block for the center of the fabric because it involved applique. After all, I was just getting started!

I went to Wal-Mart, looked through all the fabric, and became so overwhelmed that I left the store. After sitting in the car for a while, I finally told myself that I really wanted to do this, so I had to go back in. Thinking about colors as a place to start, I reminded myself that I like blue. So I went back into the store, focused on blue, and chose four fabrics: one with lovely blue roses, and one each of a dark, medium, and light blue tones.

Thus, my quilting journey began. With \$20 and a book suggestion, I completed my first piece in Fall 2003. It was 43”x43” and set the course of a 20-year unexpected passion. You’ll see that I particularly enjoyed hexagon patterns. Out of 55 pieces, I made 12 “One-Block Wonders”.

Quilt #1 “Exemplary” pattern

(Hanson J. & Hickey, M., The Joy of Quilting, That Patchwork Place, 1995.)



Quilt #2 “Card Tricks” pattern

(Quilts Made Easy, Oxmoor House, 1996.)

My second quilt is actually my first completed quilt. It was made with a fishy theme for our grandson Kavi Warriar’s first birthday. He is our daughter Catherine and Kishore Warriar’s oldest son. I set aside my Exemplary quilt and started this one in January 2003; completed it in summer 2003. The backing fabric is a deep-sea scene with divers and sunken treasures.



Quilt #3 My Own Design

Our granddaughter, Helen, loved the color purple. She is our daughter Michelle and Jason Swearingen's oldest child and I knew she would like a quilt for Christmas in 2003. Being five years old at the time, I thought the main fabric with little girls in fun poses wearing hats and sunglasses would be fun.



Quilt #4 My Own Design

I couldn't make a quilt for Helen and not Cedric! He is our daughter Michelle and Jason Swearingen's son, so my fourth quilt was for him when he was three years old. The fabrics had trains, construction equipment, and John Deere tractors. The back has a "town" with roads, an airport, a fire station to play with his toy vehicles.



Quilt #5 "Ohio Star" Pattern

(The Essential Quilter, Chainey, B., David & Charles, 1999.)

My mother-in-law, Margaret Mary Chambers, received this quilt for Christmas in 2004 made from her dress fabrics.



Quilt #6 “Jack in the Box” Pattern

(The Art of Machine Piecing, Collins, S., C&T Publishing, 2001)

Our oldest, Catherine Warrior, chose the pattern and all the fabrics in December 2004. We showed it at the Chickadee Quilt Show when it was completed in June 2005 in Bridgton, Maine.



Quilt #7 “Nine-Patch Picnic” pattern

July/August issue of Fons and Porter quilting magazine

Margaretmary Neumann (age 6) is Frank’s sister Monica and Greg Neumann’s youngest child. She received this piece in the summer of 2005.



Quilt #8 “Charleston” pattern

(The Art of Machine Piecing, Collins, S., C&T Publishing, 2001)

Our middle child, Michelle Swearingen, also had the chance to design her quilt. She chose fabrics in beautiful shades of blue and green along with the pattern during the summer of 2005. We loved the finished product and ended up showing it at the Chickadee Quilt Show in June 2007 in Bridgton, Maine. I had to enlarge the block significantly to see all the pieces clearly. Each block has 44 pieces!



Quilt #9 “Autumn Splendor” pattern

(Quick-Change Quilts, Nussbaum, T.)

Faith Neumann (age 18 in February 2006) is one of Frank’s sister Monica and Greg’s daughters. She was going to school in Northern Maine that year. You can’t see her, but she is the one holding up the quilt!



Quilt #10 “Cheerful Child” pattern


(Joy of Quilting, Hanson and Hickey)

I started this quilt around Thanksgiving 2006 for our Maine friends, Prudence and Franklin Hazen. We had been going out to breakfast with them at Mister Bagel in Windham, Maine for several years and I always brought along any finished quilts that I had done to show them. One morning Prudence brought a shirt box filled with her mother’s fabric and asked if I would like to have them. Of course, I was delighted and immediately knew I’d make a piece for them using these beautiful finds.

I supplemented the border and back with threads from JoAnn fabrics in Portland, Maine. This is the first quilt that I completed (January 2007) using my new Husquvarna machine that my husband Frank got me for Christmas in 2006.

At this time, Franklin and Prudence were spending about half of the year in Maine and the other half in California. During one of their “moves”, they told me that they could not find the quilt anywhere. A year or two after Prudence passed (2009), Franklin found it draped over one of the dining room chairs at the Kelsey House, Prudence’s brother’s residence here in Maine. He was so excited that he wanted to call me right away, but it was midnight, so he was kind enough to wait. After he gave me the good news, I showed him how to use it as a lap quilt and took some pictures of him with it.

Franklin passed in September of 2018. Steve Hazen of the family now has the quilt.



Quilt #11 “Yellow Brick Road” pattern

Catherine wanted a “pond” theme for her second son Kiran’s room in April 2007.



Quilt #12 My Own Design

Frank's cousin Chrissy and her husband Roger received this quilt as a wedding gift from me in 2007. It has Maine scene panels. Coincidentally, Frank's brother, Bernard ("Bernie"), made them a quilt rack for their wedding gift!



Quilt #13 "Yellow Brick Road" pattern

Using scraps from the three grandsons' quilts, I made this piece and a pillow for the kids' room in Maine. (June 2007)



Quilt #14 “BQ2” pattern

Genevieve Neumann, one of Frank’s sister Monica and Greg’s daughters, married Bob Maynard in 2008. We were so touched that they asked Frank, a permanent deacon in the Catholic church, to witness their wedding in Lancaster, New York. I purchased this pattern in California in March 2008. Genevieve loved the quilt so much that she decorated their living room around it!



Quilt #15 “Yellow Brick Road” pattern

This piece was gifted to baby Gustopher in July 2008. He is the first child of Grace (Monica and Greg) and Brett Miller.



Quilt #16 “One-Block Wonder” hexagon pattern

(One-Block Wonders, Rosenthal, M., 2005- purchased while visiting Dorothy in California)

This is my first hexagon quilt. Using Fall colors, I made it for my sister Dorothy and her husband Jim in 2008. It's more of a technique than a pattern because only one fabric is used, which typically has a repeat of about 12 inches. I like to use six strips of two repeats, carefully placed on top of each other so that identical elements line up on all six pieces. Strips are then cut from each set. Out of each strip, equilateral triangles are cut. Each triangle “set” makes one hexagon. After all the hexagons are made, I create the “pattern” on my design wall. When I am happy with it, I start sewing!



Quilt #17 “One-Block Wonder” hexagon pattern

Jennifer is Dorothy and Jim's daughter. She and Mark Sampias were married in California in May 2009. This beautiful fabric of burgundy, black, and gold was purchased while visiting Dorothy in California.



Quilt #18 “One-Block Wonder” hexagon pattern, Batik fabric


Our son Steve and Ami were getting married in October 2009. While visiting IL during the 2008 holiday season, I sought input from Ami for their wedding quilt. Her requests were “abstract”, “muted colors”, and “leaves”. Hexagon would be perfect! Catherine, Ami, and I went to the Vogue fabric store in Evanston, Illinois, but did not find anything that worked. Later, Catherine and I found a Batik fabric in muted greens, and since Batik fabrics are individually dyed, there were no repeats. We cut strips and put together six triangles to make hexagons.

The entire family was visiting at Catherine and Kishore's. I enlisted and got a lot of help from Ami, Catherine, Michelle, and Helen to identify pleasing hexagons from all the triangles I cut. It was a lot of fun and I went home with many hexagons ready to sew!



Quilt #19 “Bento Box” pattern

Christopher Chambers is Frank's brother Robert and Joan's oldest of four boys. This quilt was given to him and his new wife, Alicia, when they were married in July 2009. Unfortunately, only a small portion of the quilt remains intact (pictured) after their dog got a hold of it.



Quilt #20 “Nine-Patch Picnic” pattern

This piece was raffled off during the 2010 Christmas Fair at our church, Our Lady of Perpetual Help in Windham, Maine. (Pictured: Avis Fleck, dear church friend)



Quilt #21 “One-Block Wonder” hexagon pattern

In 2010, Grace picked out the fabric for this quilt to match some furniture in her home. It’s hard to see in the picture, but it’s a beautiful shade of olive green with blue accents. I finished and delivered the quilt to her in June 2011.



Quilt #22 “One-Block Wonder” hexagon pattern

If you're counting, you'd know this is the fifth “One-Block wonder” pattern. I decided this was the perfect technique for Frank's sister Monica because she is an accomplished artist and this style is very abstract. I used a Monet print in reds and yellows, found at Vogue fabrics in Evanston, IL. She received the piece in June 2011 when she and her family were visiting us in Maine. The picture with Monica and Frank shows Frank holding a remnant of the original Monet fabric.



Quilt #23 “Yellow Brick Road” pattern

Penelope is Genevieve and Bob Maynard's oldest child born March 2010. The fabrics were from grandchildren Helen Swearingen and Kiran Warrier's quilts. I also used some yellow gingham that was given to me by my mother-in-law. Quilt was gifted June 2011.



Quilt #24 “Fruit Cake” pattern

Odessa is Grace and Brett Miller's second child. This pattern has large triangles on point. Catherine helped me design it in the summer of 2010 and it was finished in June 2011.



Quilt #25 “Split Rail” pattern

This quilt was raffled off during the 2011 Christmas Fair at our church, Our Lady of Perpetual Help in Windham, Maine. Fabrics used were blue snowmen with gold and red accents.



Quilt #26 “One-Block Wonder” hexagon/batik

We met Laura and Bill Clarke through Stephen when he was a freshman in high school. They are the parents of his oldest friend, Kevin. Laura wanted an old-fashioned floral print in deep blues and dark reds. Of course the perfect fabric had to be a Batik! I gave them the quilt in March 2012.



Quilt #27 My Own Design

Malcolm is Genevieve and Bob Maynard's second child. I created this quilt in August 2012 using Cedric's quilt blocks, John Deere fabric, and used a “playmat” fabric with roads and cars and towns for the back.



Quilt #28 “Yellow Brick Road” pattern

This quilt was raffled off during the 2012 Christmas Fair at our church, Our Lady of Perpetual Help in Windham, Maine.



Quilt #29 “Baby Rose Nine-Patch” pattern

Brooke is Jennifer and Mark Sampias’ first child. She received her baby quilt in early 2013. I used five-inch swatches of fabrics from Catherine.



Quilt #30 “Nine-Patch Picnic” pattern

July/August issue of Fons and Porter quilting magazine

Wesley, Stephen and Ami’s child, was born in March 2013. They requested a “rockstar” theme to reflect Stephen’s creative musicianship. I used fabrics with guitars, drums, and musical notes. Stephen and Wesley are pictured (middle) with the cradle Frank made for Stephen in 1979.



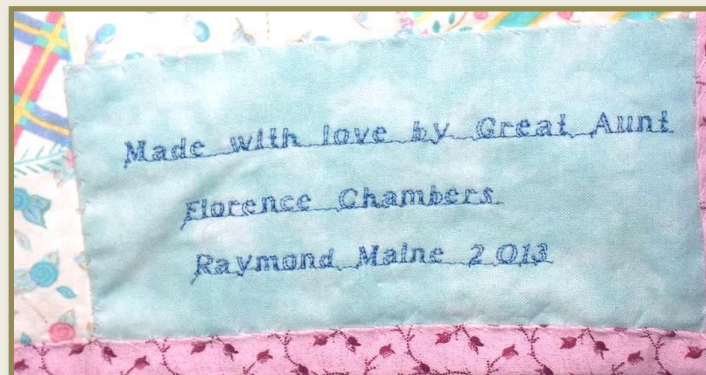
Quilt #31 “One-Block Wonder” hexagon pattern

I finally got around to making a hexagon quilt for us in 2013. I bought the fabric at a lovely shop in Wheaton, IL when we were visiting our friends Laura and Bill Clarke. This quilt is one of two that I showed at the Chickadee Quilt show in Bridgton, Maine in 2014. Michelle and I went to the show, and while we were looking at my quilts on the wall, we overheard a lady say to her daughter that they were so impressive that they belonged in a museum. Since we were standing right next to her, I mentioned that I was the one who made the quilt she was eyeing. Come to find out she has a master’s degree in fine arts. That really made my day!



Quilt #32 “Baby Rose Nine-patch quilt”

Delthia is Grace and Brett’s third child. The fabric for her nursery rhyme-themed quilt was purchased in a drapery shop in Saco, Maine while I was out with my friend and neighbor Theresa Webber. The nursery rhymes are encased in ovals, which I cut individually for the five-inch squares. Because the colors for the nine-patch section of the quilt were difficult to match to the nursery rhyme fabric, I needed to pull in the experts. I was so grateful to the owner of the Kedarbarn Quilt shop in Waterford, Maine for spending a good hour helping me match the colors. The result was perfect! Delthia (pictured with Odessa) at age 3 in 2013 called her quilt (hanging over the back of the chair to the left) her “Florida quilt”.



Quilt #33 “One-Block Wonder” hexagon pattern

Melanie is Frank's brother Bernard ("Bernie") and Meg's daughter. She and Evan Abramowitz were getting married, and I wanted to make them a quilt. They requested green fabrics, so I looked for one that was primarily green, which was not an easy task! I searched numerous quilt shops and finally found one at the Kedarbarn Quilt shop in Waterford, Maine. It was mostly green with a bit of gold. Frank and I went to the wedding on Long Island in New York in October 2013. The next day, I gave them the quilt after breakfast at their parents' home. Melanie, her sister Stephanie, and her mom Meg are all artists. Their reaction was "Wow! We both love green!" I also gave Melanie a copy of the "One-Block Wonder" book to read about the process of creating the hexagon quilt.



Quilt #34 My Own Design

I initially made this quilt for our church Christmas fair in 2013, but it did not sell, so I bought it back and gave it to Megan and Jared's first baby, Jacob, in 2014. (Jason Swearingen's nephew)



Quilt #35 “Yellow Brick Road” pattern

Vera is our grandniece, born to Genevieve and Bob. Quilt gifted in February 2014.



Quilt #36 “Nine-Patch Picnic” pattern

With friends and family spread out all over the country, many times I need to ship quilts. This time, we were able to attend nephew Robert and Michelle’s wedding in Oklahoma City in March 2014. It was such a joy to give them the quilt personally.



Quilt #37 “One-Block Wonder” hexagon pattern

Since I was not able to attend Doug and Promise’s wedding in Oklahoma City, I instead brought their quilt to Art’s memorial service at Karen’s house in Millbrook, New York in August 2014. Robert and Joan were there and handed it off to Douglas and Promise for me. I showed this quilt at the Chickadee quilt show Bridgton, Maine in June 2014 along with my black and gold hexagon quilt, which is hanging in our bedroom. The yellow and green fabric was purchased online at Etsy.



Quilt #38 My Own Design

My niece Jen and husband Mark’s second child, Nora, received her Peter Rabbit-themed quilt in October 2014.



Quilt #39 My Own Design

Bernie and Meg Chambers' daughter Melanie and husband Evan had Benjamin in late 2014.



Quilt #40 My Own Design

Baby Runa, child of Greg and Monica's daughter Faith and husband Bob, received her nursery rhyme-themed quilt in Spring 2015.



Quilt #41 “One-Block Wonder” hexagon pattern

The fabric for this queen-sized quilt that I kept in our “music” room was purchased in Oklahoma City when I attended young Robert’s wedding in March 2014. I presented this quilt at the Chickadee Quilt show in Bridgton in June 2016 and eventually gifted it to Frank’s youngest brother Greg and his wife, Eugenia for Christmas in 2021.



Quilt #42 “Stack and Whack” pattern

“New Cuts for New Quilts: More Ways to Stack the Deck” by Karla Alexander

Michelle and Helen both had a hand in planning and assembling this quilt, which was made from safari-themed fabric won at the Nimble Thimbles Quilt Show in Windham, Maine in 2009. The pattern is from a book purchased at Craftworks in Bridgton on a shopping trip with Michelle and Helen in July 2015. Quilt was completed in July 2016.



Quilt #43 “One-Block Wonder” hexagon pattern

Frank wanted a quilt that resembled the Fall colors we could see outside of our bedroom window in Maine; predominantly orange, yellow, and green. I found the perfect fabric while visiting the Amish Quilt shop in Arthur, IL near where Michelle’s family lives. Avis Fleck, my friend from church, helped me tie the quilt using some big tables in the church hall. Completed January 2017.



Quilts #44, #45, #46, and #47

Visiting Poland in 2015 and meeting my distant relatives was one of the most joyous experiences of my life. After discussing our respective crafts, my cousin Ela asked if I would make her baby a quilt. This is the spark that led me to make four baby quilts for my new Polish cousins who were all born within a few months of each other. They received their gifts in 2017.

Baby Alexander was born in 2015 to Karolina, daughter of my cousin Edek Dziengielewski from my paternal grandmother, in Downary, Poland.

Dominika Dziengielewska is the daughter of Ela Dziengielewski, who is the daughter-in law of my cousin Henryk Dziengielewski from my paternal grandmother.

Maciej and Michal are twin sons of Teresa, daughter of Henryk Dziengielewski from my paternal grandmother.



Quilt #48 “Random Acts of Happy” pattern


Fons and Porter Quilting Magazine, Nov/Dec 2014, page 84

Baby Emmarie, great-granddaughter of Frank’s maternal uncle (author) Tony Hillerman, granddaughter to Ann (Don Strell), and child of Brandon (Katie) received her quilt when we visited them in New Hampshire in early December 2016.



Quilt #49 My Own Design

My church friend, Janine Mattatal, had a granddaughter in 2017 in California. For her quilt, I used more of the Beatrix Potter fabric.



Quilt #50 “Glendale Gardens” pattern

“Quilting for People who don’t have Time to Quilt”, Martens. M.

My cousin Mary Kulakowski is my godmother, Florence Kulakowski’s, daughter. She is responsible for connecting me with my father’s family in Poland and I will always be grateful. She is connected on my grandmother’s side, the Dziengielewski’s.

To make Mary’s quilt in January 2018, the pattern I chose was essentially a “Double Irish Chain” but made with 3” strips from a 14-pound box of fabric she sent me along with two books. (Pictured: Mary and Sherlock)



Quilt #51 “One-Block Wonder” hexagon pattern

In June 2016, Catherine came to the Chickadee Quilt show in Bridgton with me when I showed the Red Floral Hexagon quilt. At that time, we learned that our favorite quilt shop in Bridgton was closing, so we needed to go there one last time. Catherine found a lovely fabric with “her” colors and asked me to make a hexagon quilt for her. Over the next year, I made as many hexagons as I could. When she visited us in summer 2017, she helped me build the quilt, but quickly learned we would need more hexagons. Since I did not have six identical layers as required by the pattern, we made them with five, four, and three identical pieces and “matched” the rest. When we visited her that Christmas, I took the top with me, and we went to two fabric stores to search for borders and the back. The final result is stunning! Catherine did a fabulous job designing her quilt. I showed it at the July 2018 Chickadee Quilt Show in Bridgton, Maine and Catherine took it home that summer.



Quilt #52 My Own Framing Design

Marta Rozniak is my paternal cousin who lives in the village of Borokowo, where my father, Stephen, grew up as one of nine children. My family hosted a gala when we visited Poland in 2015 and that is when Marta and I got to know each other. She works in Warsaw and visited us later in the week when we stayed near her place of employment with my cousin Beata Trojanowksa, her husband Paulo, and daughter Justyna. The quilt is made up of six large square panels of a variety of trucks. I used a framing design from the 3-inch strip book Mary Kulakowski gave me.



Quilt #53 “Bento Box” pattern

Our friends, Larry and Joan Page from Syracuse, New York, visited us almost every year in Maine. I made another quilt top out of Mary’s 3-inch strips using a purchased pattern. I showed the piece in July 2018 at the Chickadee Quilt Show in Bridgton, Maine. Larry and Joan took it home after they visited us in September 2018.



Holiday Trees for Our Lady of Perpetual Help Christmas Fair 2018

I made several decorative trees for our church fair using a variety of holiday fabrics in red, blue, green, and gold.



Quilt #54 "Yellow Brick Road" pattern

Faith's baby Raymond was born in 2020. He received the first quilt I made since we moved to Shaker Heights, Ohio in 2019, which was from a kit that I bought at a quilt show in Maine. Raymond loved the backing fabric with doggies!



Quilt #55 “Double Irish Chain” pattern

When Robert and Joan visited us in Ohio in June 2021, I told Joan I wanted to make them a quilt. She chose her favorite fabrics from my sewing room collection, and I had a 72” x 90” blanket professionally quilted for them. It was too big to complete myself!





Surprise Quilt!

In June 2019, our church family designed and created this stunning quilt for us as a send-off gift because we were moving from Raymond, ME to Shaker Heights, OH. It is made of squares with handwritten well-wishes.



Additional Designs

Over the years, I enjoyed using my spare time to be creative in various ways, including embroidery and pillow-making.








What need we teach a child,
with our books and rules?

let him walk among the hills and flowers
let him gaze upon the waters
let him look up to the stars,

and he will have his wisdom









Shaker Heights Sewing Room

