



tinyforest

Powered by earthwatch
EUROPE

Steps to creating a Tiny Forest

Identify sites

Validate sites

Engagement



Preparation

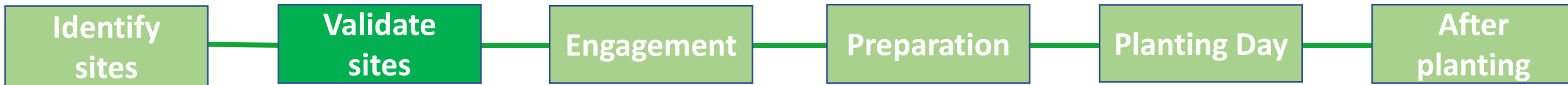
Planting Day

After planting

Initial site identification:


- Check the site meets the Tiny Forest criteria
- Ensure the site landowner and any interested parties are in agreement (for local authorities, involving all relevant directorates to ensure land is available)
- Send a satellite image of the site delineating the preferred Tiny Forest location
- Undertake utilities checks (12m in all directions from site, underground and overhead) and share utilities maps (gas, electricity, water and telecoms) with Tiny Forest team. Utilities should be up to date and in no instance older than 6 months.





Validation and sign off of agreed sites:

- Planting trees in the public realm requires community consultation. At this stage in the process the landowner should consult with local residents and identify other stakeholders who will need to be involved in the consultative process (friends of the park, neighbourhood groups and local residents who may be affected).
- Land agreement signed with Earthwatch.
- Soil and site surveys carried out by Earthwatch
- Landscape contractors carry out further site assessment including digging test pits (Earthwatch provide landscaper training as required).
- Site plan showing the exact location of the Tiny Forest confirmed with all parties.



Identify sites

Validate sites

Engagement


Preparation

Planting Day

After planting

Initial community engagement:


- Agree communications to publicise the Tiny Forest
- Contact with local schools to enrol them in the online learning
- Recruitment and induction of 4-5 local volunteers to become Tiny Forest Tree Keepers. Integration into the Tiny Forest community through the online platform. Include representative of the landowner where possible.
- Advertising Tiny Forest planting day once confirmed





Preparation:

- Tree species selection – shared with landowner and partners for review
- Forest design, including outdoor furniture, agreed with landowner and partners
- Agree planting date and start volunteer recruitment (up to 100 volunteers on planting day)
- Logistics and ordering supplies
- Landscape contractors conduct soil preparation (c.2 days work) typically 1-3 weeks prior to planting. Depending on soil survey results site excavation of 1 metre.



Identify sites

Validate sites

Engagement


Preparation

Planting Day

After planting

Community or school-based planting day:

- Taking place between October – March each year
- Co-ordinated by the Earthwatch, Tiny Forest delivery team on the day
- Full day of tree planting and mulching activities, suitable for all ages
- Fencing, plaque and other forest furniture installed by landscapers. The trees and furniture will be gifted to the landowner.
- Media opportunities



Identify sites

Validate sites

Engagement


Preparation

Planting Day

After planting

Ongoing management and monitoring:

- Community led approach where the Tree Keepers are supported to look after and maintain the forest. Also should be considered as part of landowner's green space management plan.
- Teacher and educator activities (where applicable) - providing the knowledge and confidence to use Tiny Forest as a learning resource.
- Training of local volunteers as citizen scientists to collect data and assess the benefits of the forest covering five areas: carbon capture, biodiversity, thermal comfort, flood management and social benefits
- Earthwatch ongoing science days to stimulate interest and engagement in the Tiny Forest, nature recovery and climate change.



How will they look in the future?

- Netherlands




Utrecht, Netherlands, **2 years**



Utrecht, Netherlands, **3 years**



Zaandam, Netherlands, **4 years**



SCOTLAND

618 PEOPLE INVOLVED	1236 HOURS SPENT IN NATURE	18600 TREES PLANTED
-------------------------------	--------------------------------------	-------------------------------

NORTH WEST

199 PEOPLE INVOLVED	398 HOURS SPENT IN NATURE	2400 TREES PLANTED
-------------------------------	-------------------------------------	------------------------------

YORKSHIRE AND THE HUMBER

346 PEOPLE INVOLVED	692 HOURS SPENT IN NATURE	3600 TREES PLANTED
-------------------------------	-------------------------------------	------------------------------

WEST MIDLANDS

3294 PEOPLE INVOLVED	6588 HOURS SPENT IN NATURE	35400 TREES PLANTED
--------------------------------	--------------------------------------	-------------------------------

SOUTH WEST

564 PEOPLE INVOLVED	1128 HOURS SPENT IN NATURE	3020 TREES PLANTED
-------------------------------	--------------------------------------	------------------------------



NORTH EAST

56 PEOPLE INVOLVED	112 HOURS SPENT IN NATURE	600 TREES PLANTED
------------------------------	-------------------------------------	-----------------------------

EAST MIDLANDS

687 PEOPLE INVOLVED	1374 HOURS SPENT IN NATURE	3600 TREES PLANTED
-------------------------------	--------------------------------------	------------------------------

EAST OF ENGLAND

788 PEOPLE INVOLVED	1576 HOURS SPENT IN NATURE	2400 TREES PLANTED
-------------------------------	--------------------------------------	------------------------------

LONDON

955 PEOPLE INVOLVED	1910 HOURS SPENT IN NATURE	4200 TREES PLANTED
-------------------------------	--------------------------------------	------------------------------

SOUTH EAST

206 PEOPLE INVOLVED	412 HOURS SPENT IN NATURE	4680 TREES PLANTED
-------------------------------	-------------------------------------	------------------------------



tinyforest

Powered by earthwatch
EUROPE

For more information contact Jane Rampin

Land Manager

jrampin@Earthwatch.org.uk

07771 946050