







# STEPS TO BEGIN

-  Access [www.kidscollab.org](http://www.kidscollab.org)
-  Navigate to "Login" and enter the username and password provided in your email
-  Access the school portal by navigating to:  
Menu Tab → Portal → School Portal
-  Select your age group and start to explore the Kids Collab Platform. Here is a reminder of how to go about introducing the programme:

## Step 1: Access your Resources

- Download and print your "Classroom Tracker" to stick up in the classroom and keep track of your progress
- Check the Classroom Installations to promote subconscious stimulation inside the classroom
- Print your "Printable Resources" to use for this quarter

## Step 2: Let's Play

Access your Kids Collab content and start working through the activities and sessions

**DEVELOP | BRAIN BREAKS | MOVE | BREATHE**

## Step 3: Feedback

At the end of each quarter, please fill out the short online survey for us to hear about your experience

@Kidscollabfb (Facebook)  
@kids.collab (Instagram)

