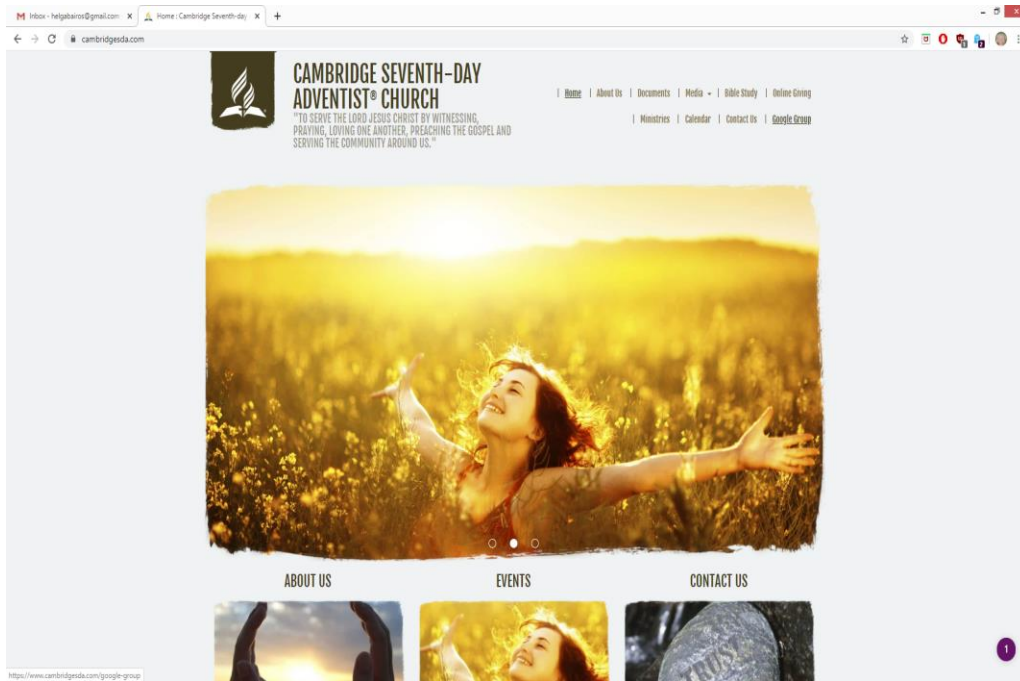
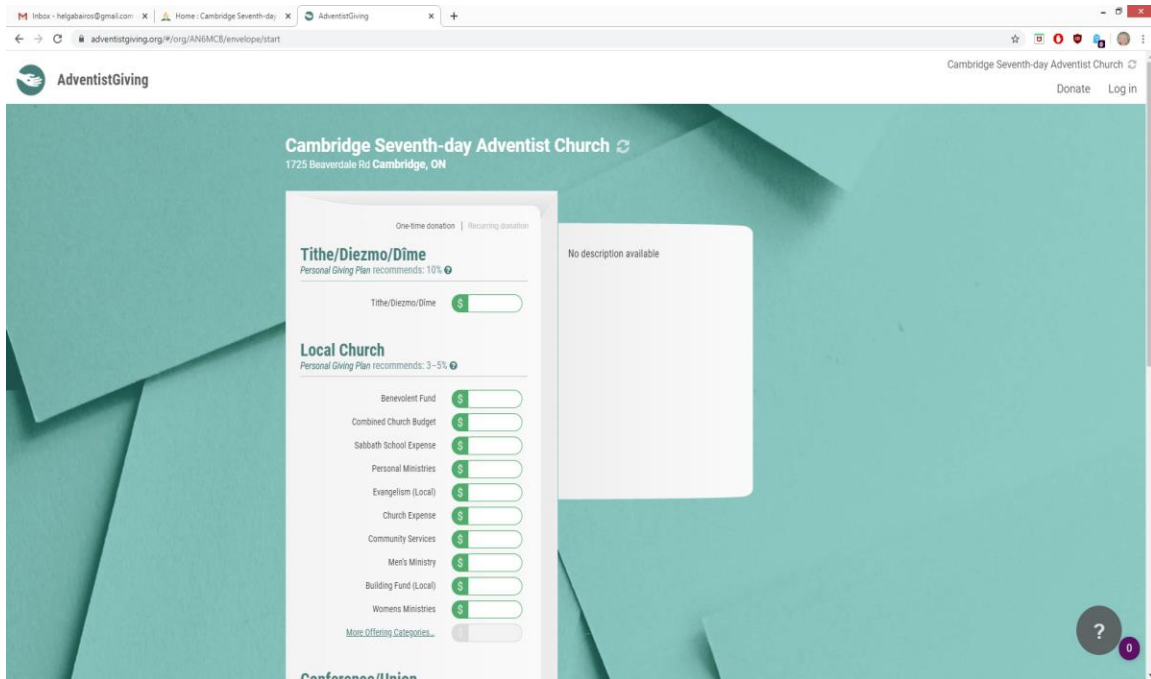


CAMBRIDGE CHURCH ONLINE GIVING

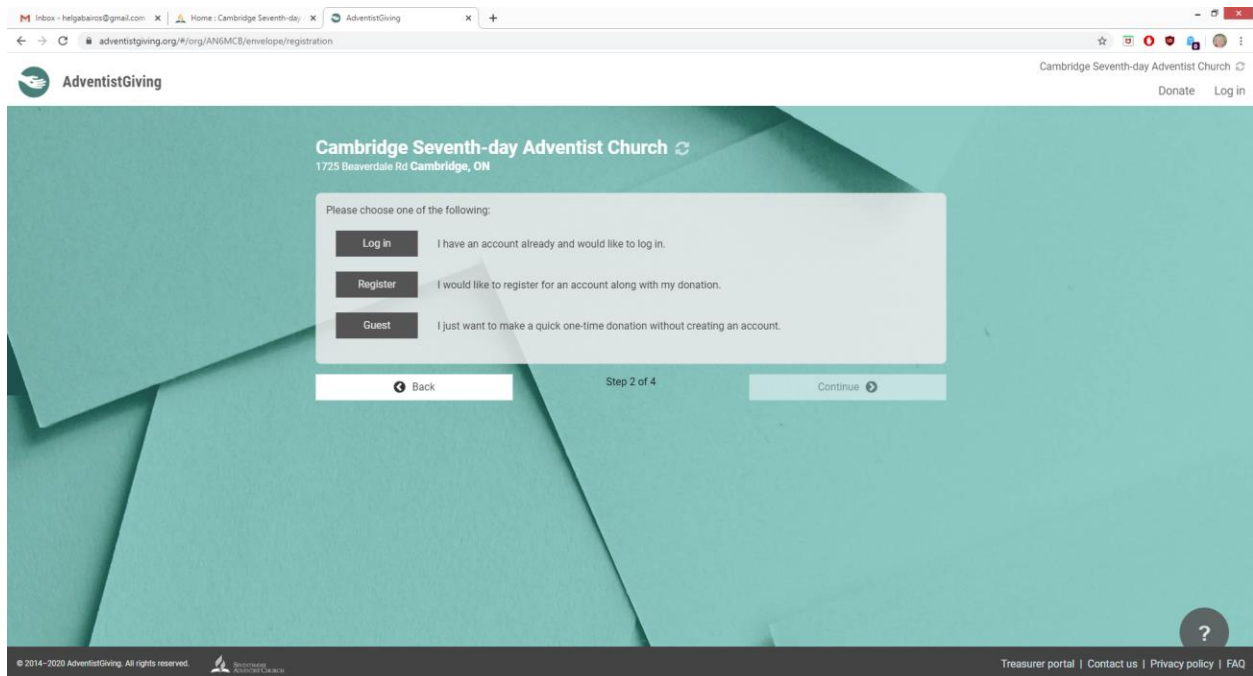
- 1) Go to the Cambridge Churches Web Site. Click on Online Giving at the top right corner.



- 2) You will then see a tithe envelope and you can put in your donation amounts in the spaces provided. You can also access more offering categories by clicking on other offering categories at the bottom of Local Church. The envelope allows you to make donations to your local church as well as the Conference. Be sure you are entering your tithes and offerings under local church. Scroll to the bottom of the page and then click “continue” at the bottom right hand corner.



3) Then you must click on one of the following “Login” “Register” or “Guest”. For the **first time, you will need to register**. For the **second and subsequent times, you just need to login**. I would recommend you register so that you can come back to the site and donate again later. However, you can complete your registration and continue on with your donation without a problem.



4) At this point you will have to follow the prompts. It will ask for your name and address and other personal information. Then will also ask for a password. Make sure you remember your password. This is very important when you want to give the next time. It is also important is that you make sure you are giving to Cambridge SDA Church in Cambridge Ontario.

I would recommend you call me, Helga Bairos at 519-448-3839. If you have questions as you proceed to register. I can help you over the phone while you are on your computer. I hope this little illustration has been helpful.