



26th to 30th September 2018, NAS Sports Complex
Nad Al Sheba, Dubai - UAE

DUBAI JUNIOR INTERNATIONAL SERIES 2018 GUIDELINES TO UAE PLAYERS

Guidelines for the UAE Junior Players getting ready to play their first International Badminton Tournament in Dubai.

UAE Badminton; Mathew Varghese



Dubai Junior International Series 2018
Guidelines for UAE based players.



مجلس دبي الرياضي
DUBAI SPORTS COUNCIL




DUBAI JUNIOR INTERNATIONAL SERIES 2018

September 26-30
Nas Sports Complex



1 Introduction


On behalf of **UAE Badminton**, we wholeheartedly welcome you to the first Junior International Badminton Tournament in the UAE. We understand that most of you may be playing your first international tournament. Hence, we have prepared this document to keep the UAE based players well informed about the good practices and regulations applicable for international badminton tournaments sanctioned and governed by Badminton Asia (BA) or Badminton World Federation (BWF). The regulations or recommendations mentioned below are derived from BWF documents and other sources, including but not limited to BWF GCR and Junior Tournament Regulations, for guiding the players/parents effectively.

 Kindly note that the enforcement of regulations in every tournament is up to the discretion of the Tournament Referee and her/his decision will be final and binding.

2 Ensuring a Meaningful Participation

If you are a player given an entry for the Dubai Junior International Series 2018, you can verify your participation from the player's list published by BWF on 31st August 2018, from the link below <http://www.tournamentsoftware.com/>.

Badminton Asia will conduct the Tournament Draw on the 11th of September and will publish details on the same link. The time/schedule for individual matches will be available after the Team Managers' meeting on 25th Sept.

 It is important to check the tournament link to keep yourself updated about the match timings.

2.1 Entry Fees

As mentioned in the [Tournament Prospectus](#), the entry fees for the tournament are as follows:

Singles: 30\$, Doubles & Mixed: 25\$ per player/ 50\$ per pair


2.2 How to make the Entry Fees payment?

We recommend making the payment from UAE Badminton website using the below link. It is also possible to pay cash at the tournament venue. Kindly note that Credit/ Debit cards are not accepted at the venue.

Option 1 (Preferred): Online payment via UAE Badminton website from the following link.

<https://uaebadminton.sportyhg.com/event/view/Entry-Fees-for-Dubai-Junior-International-Series-2018>

Option 2: At the Tournament Venue. The entry fee must be paid in USD or equivalent AED at the Tournament Help Desk inside the Official Hotel, or at the venue as cash (no credit card accepted) before the first scheduled match.

 Keep the confirmation (soft copy or a printout will do) of your online payment with you while reporting for your first match.

2.3 Withdrawals (if any).

The last date to withdraw your entry from the tournament without penalty is the 10th of Sept 2018.

- Notification of withdrawal(s) with reason must be given immediately to the UAE Table Tennis and Badminton Association via email to dubaijuniorseries2018@gmail.com and must be supported by a medical certificate. The organizers may require documentary evidence to support withdrawals for any other reason.
- If withdrawal arises after players have arrived at the venue, notification of withdrawal accompanied by supporting documentation must be made IN PERSON to the Referee or Deputy Referee.
- Players must note that retiring from a match shall not be considered as a withdrawal, however, if a Player has registered for more than one event, by retiring or withdrawing from one event, would mean that the said the Player must be withdrawn from all other Events for which she/he has registered.
- Besides this, if a Player or pair (not reported as withdrawn) fails to turn up on time for a match, the Referee may declare a 'no show' and award the match as a walk over to the opposing Player or pair.
- Kindly note that for any withdrawal after the 11th of September, there could be a Withdrawal Fee, as outlined in BWF's General Competition Regulations 14.1.2.3.

Hence, it is important to adhere to the timings given in the schedule and make sure you report at least one hour before your match. Especially during the first few days, matches would be called on the next available courts, instead of allocating courts in advance. Hence, it is important that you report on time and be ready at the "Players Seating Area" and wait for the announcements and instructions from "Marshals."

2.4 Draw, Timelines and Commitment.

As mentioned above, the Tournament Draw will be conducted by Badminton Asia on the 11th, and the same shall be updated on the Tournament Software website.

Team Managers' Meeting

The Team Managers' meeting will be at the Tournament venue, on the 25th September at 5 pm. The Tournament Referee shall preside over the proceedings and shall make withdrawals and promotions as necessary after this meeting. The entry to this meeting is prioritized for teams from abroad and only based on the invitation for UAE representations. We will intimate selected groups based on the number of players entered and will circulate the updates to others as required.

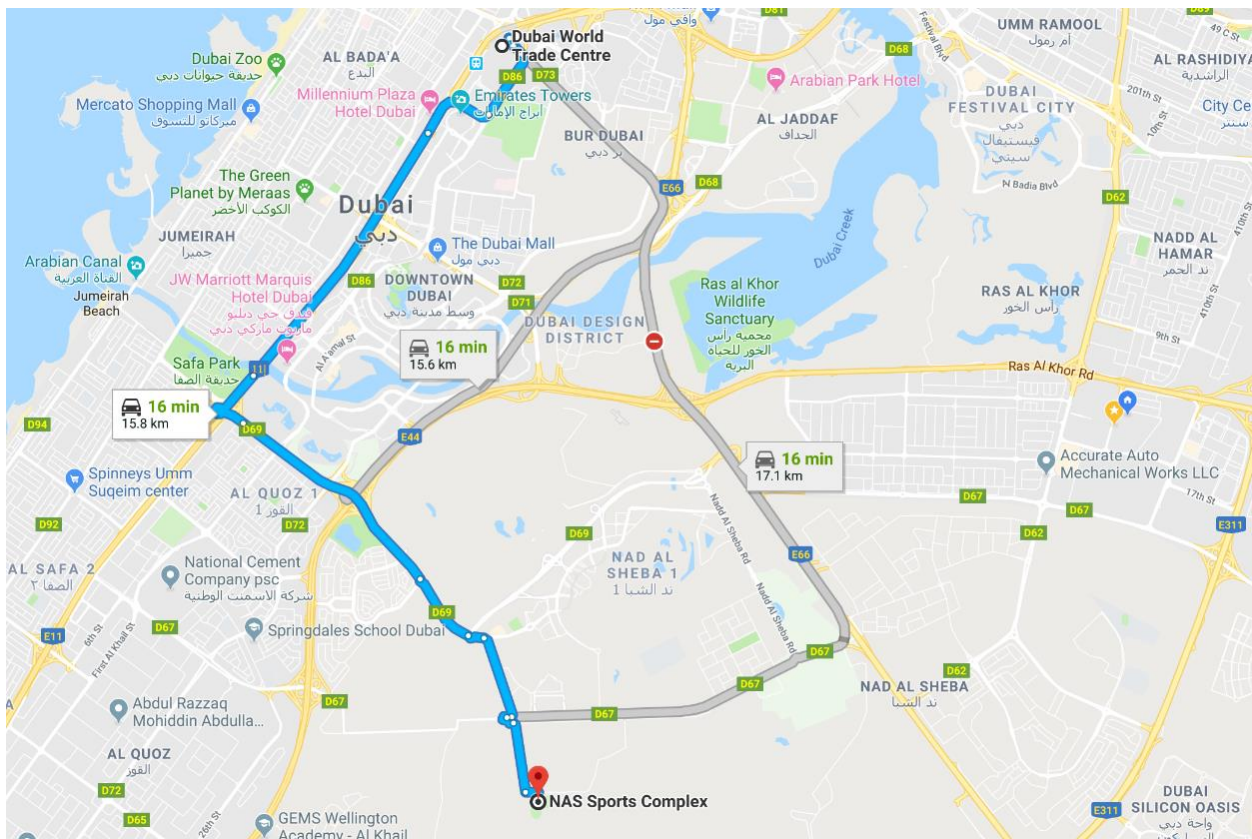
2.5 Location

The tournament venue, [NAS Sports Complex](#) is nearly 20-30 minutes away from Dubai city, in Nad Al Sheba.

⚡ There is no public transport facility to the venue. Hence, make sure to arrange your transport in advance. It would cost approximately 42-45 AED by Taxi from Dubai World Trade Center to the NAS Sports Complex.

- The easiest way is via the Dubai-Al Ain Road (E66). Take Exit #9 towards Nad Al Sheba, via road D67 and follow the signs to NAS Sports Complex.
- Another option is to take the Exit #47 from Sh. Zayed Road (E11) towards Abu Dhabi, to Al Meydan Street (D69) and follow the signs to NAS Sports Complex.

We have shown both the routes on the map (DWTC to NAS Sports Complex) given below.



2.6 Entry/ Exit to the venue

Being a private venue, Entry to the NAS Sports Complex is relatively strict and may involve checking the vehicle and passenger identifications. Always carry valid Emirates ID (or similar identification documents) for the players and accompanying personnel and be prepared to present them for verification upon request.

2.7 Reporting for your match, on time.

Players must report to the reception desk, pay their entry fees and wait at the area demarcated as the “Players’ Seating Area.” Subsequent matches will be announced via the Public Address system against the Event and Player names.



For example, a typical match announcement would be like “Next match on Court 5, Men’s Singles Under 19, Player A; UAE vs. Player B; Indonesia. Players, please report to the Staging Area.”

Moreover, there are “Marshals” who will lead the players to the “Staging Area” where they will join the Technical Officials for verification and clothing compliance. The players will move along with the Technical Officials to the designated courts once their match is called and assigned to a court.

2.8 Venue Facilities and related concerns

- ☑ Timing: - we suggest you reach the venue at least 1.5 -2 hours in advance on the first day, to get accustomed to the route, NAS Sports Complex location and to complete the Entry check-up.
- ☑ Parking: - ample parking space is available at the venue. There are club cars available to transport players and parents from the parking area to the courts.
- ☑ Catering: – we have arranged catering at the venue through a reputed provider. Players and parents can buy food from these counters in the Spectators’ area.
- ☑ Field of Play (FOP) access: – entry to the FOP is restricted to players and relevant officials. Kindly follow the instructions from volunteers. We request parents to be at the designated areas to watch your ward’s performance.
- ☑ Changing Facilities and Washrooms: – the venue has adequate facilities for serving the requirements of players and spectators alike.
- ☑ Stringing: – Yonex, the Equipment Partner, will have a dedicated booth for racket stringing throughout the tournament. Players can also avail of good discounts on products on display at the sales counter.
- ☑ Medical Facilities: – Medeor Hospital, the Medical Partner for the event will be present at the venue with adequate support in the form of Doctors, Para-medics and Ambulance.
- ☑ Travel and Visa requirements: – MEO Travels and Tourism, our Hospitality and Travel Partner will have a dedicated kiosk to support your present and future travel needs.

3 Clothing Regulations

We understand that this is an area where the local players require much assistance, being their first international tournament. Hence, we have given some simplified instructions and examples below.

For further details, please refer to the BWF General Competition Regulations, sections 20-24 available from the BWF Statutes website: - [BWF Statutes – GCR](#)

To ensure attractive presentation of Badminton at Tournaments organized or sanctioned by the BWF, all clothing worn by players should be acceptable badminton sports clothing.


It is not acceptable to tape over nor to pin on advertising nor in any other way to modify such clothing to comply with advertising or other regulations.

3.1 Color, style, and height of lettering in a player's clothing.

- ☑ Lettering shall be in capital letters in the Roman alphabet (except as in Regulation 23.5.2), and in one single color contrasting with that of the shirt.
- ☑ If there is a pattern on the back of the shirt, the lettering should be on a contrasting panel.
- ☑ In order that the Player's name can be seen from a distance for spectators in the stadium and television viewers, lettering must have a minimum height of Six centimeters and a maximum height of Ten cm.
- ☑ The country's name must have a height of Five centimeters.
- ☑ Lettering should be horizontal, or as close to horizontal as practically possible, and placed near the top of the shirt.

3.2 Name compliance:

The player's name on the back of clothing should be identical with the name registered as the Last Name (or an abbreviation thereof) in the BWF Player database.

 Example: for a player named Chong Wei LEE, the valid display of name on the back of the t-shirt would be as "LEE C W"

LEE C W ← The last name followed by abbreviations

MALAYSIA ← Country name as per IOC Code

Yonex ← Sponsor/ advt.

3.3 Mandatory Clothing regulations applicable to this tournament.

- ☑ Name of player is MANDATORY from the first day of the event.
- ☑ From Quarter Finals onwards, opposing players must wear clothing of significantly different colors from each other. Hence, it is advisable to have two sets of tournament clothing, in different colors, to be on the safe side.
- ☑ Doubles Players: - From Quarter Finals onwards, doubles partners must wear clothing of the same color.

3.4 Sample of acceptable clothing.

Advertisements – best practices in a nutshell




Position & total number permitted:

Maximum 5 advts., including National Emblem (if available), must be 20sq. Centimeters or less, possible on the left and right sides of sleeve/shoulder/ collar/chest and center chest. Ref. GCR 24.2.1

Advt. Size: Advt. in a band of a uniform width not exceeding 10 cm in the front and 5cm in the back.

Player Name is MANDATORY for the Dubai Junior International Series 2018



Order of lettering: - Player Name (mandatory for this event), Country (if present) and Advt. (if present).

Lettering: must be in Capital letters, horizontal, on top of the shirt, single color, contrast with the color of the shirt. If there is a pattern on the back of the shirt, the lettering should be on a contrasting panel.

Player name: Must be the last name, 6-10 cm height.

Country name: must be 5cm in height.

4 Expectations from YOU as a PLAYER (Player's Responsibilities)

We expect players, parents, coaches and all other stakeholders to consider the Dubai Junior International 2018 as a great opportunity for junior players based in the UAE, not only from a competition perspective but as a stepping stone to their international playing careers. Hence, the success of the tournament is not only a matter of pride for all of us, but also a responsibility.

Having said that, "being a model competitor on the court" is something that we expect from all players enrolled for this prestigious event.

We recommend all players to read and adhere to the BWF Player's Code of Conduct from the BWF Statutes website link: - [Players' Code of Conduct](#).

We highly recommend you to: -

- Arrive early for your match and report on time in acceptable badminton sports clothing.
- Behave in an honorable and sportsmanlike manner in and around the court, and its precincts.
- Be cheerful, courteous and respectful to the officials, competitors and other personnel.
- Do not to carry a mobile phone on to the court. (If you happen to have a mobile within your kit, make sure it is switched off). It is an offense if a player's mobile rings on the court during a match.
- Follow instructions from Marshals and observe the march-in procedure.
- Be a model competitor on the court. (e.g., return the shuttle to the server or the service judge with respect, do not waste time between rallies, etc.)
- Always seek Umpire's permission before shuttle change, towel breaks, retying shoelaces, etc.
- Wait for the Umpire's score announcement before starting of the Service.
- Do not seek coaching during play except as permitted under the laws.
- Do not hit the shuttle recklessly or tamper it to affect its flight or speed.
- Comply with the Goodwill formalities before, during and after the match including thanking Technical Officials and shaking hand with opposing Players.
- Follow the march-out procedure, as instructed.

5 Your Rights as a PLAYER (Player's Rights)

We understand that as a junior player, you may not be fully aware of the rights of a player. If you are in doubt, discuss any such matter with your parents or coach before the tournament. Here are some important facts to help you keep abreast with Player's Rights and at the same time, reminding you about a Player's Responsibilities.

5.1 Before the match

- ☑ Clothing: – if your clothing is not in compliance with the tournament regulations, you will have the option to change to a compliant one (if you have it available) within the stipulated time. If you do not have clothing which is compliant, you may not be restricted from playing, but there could be a penalty as per BWF Statutes, at the discretion of the Tournament Referee.
- ☑ Toss: – as a standard protocol, the Toss will be conducted on the court and the side winning the toss can decide either “to Serve or Receive first” or “to start play at one end of the court or the other.” Remember, the side losing the toss shall exercise the remaining choice.
- ☑ Warm Up Time: - players can have a warm-up of maximum 2 minutes on the court after the toss. The Umpire shall make a note of the time and instruct you accordingly.

5.2 During the match

- ☑ Intervals: - players are entitled to intervals as below.
 - Not exceeding 60 seconds during each game once the leading score reaches 11 points.
 - Not exceeding 120 seconds between first and second game, and between the second and third game (if there is a third game).
- ☑ Coaching: - Coaching is allowed during the above intervals, but make sure you finish the discussion with your coach once the Umpire makes the “Court# 20 Seconds” call to resume play.
- ☑ Shuttle Change: - during the match, if you feel that the shuttlecock is damaged, and it needs to be changed, you can request the same to the Umpire once the rally is over. The Umpire shall decide if the shuttle should be changed. If your opponent asks to change the shuttle, do oblige as well.
- ☑ Change of Ends: - players shall change ends at the end of the first game, at the end of the second game (if there is to be a third game) and in the third game when a side first scores 11 points.
- ☑ Towel Breaks: – up to the discretion of the Umpire, if the play is not unduly held up, a player can request for a quick towel break. Again, it is up to the Umpire to decide whether a break is needed at that moment or later.
- ☑ Injury or any medical assistance: - if you require any assistance from the medical team during the match, feel free to request the Umpire, who in turn will request the same to the Tournament Referee.
- ☑ Seeking Referee assistance: - if you are unhappy about a decision made on the court by an Umpire about a “matter of law,” you can request the intervention of the Tournament Referee. Escalation of this level must be done before the next service is delivered.

5.3 After the match

- ☑ If you happen to have multiple matches on a day (more probable if you are playing multiple events), you are entitled to get One Hour of rest between your matches.
- ☑ The results of the matches of that day will be updated in Tournament Software, as soon as the last match of the day is over.
- ☑ Schedule of next day also will be published closer to the end of a day's play, both via tournament software and on the notice boards placed at the tournament venue and the official hotel.

6 Offenses and Penalties

Being a BWF sanctioned event, an offense/violation committed by a player during this tournament can invite a penalty, as per the Table of Offenses and Penalties. Some of those offenses are mentioned below.

For more details, refer to the Table of Offenses & Penalties from [BWF Statutes website](#)

Offense	Incidence of Fees	Amount
Arriving late for a match resulting in "No Show." (Players Code of Conduct 4.2.1)	First incidence	US\$ 250
	And every subsequent incidence	US\$ 500
Not complying with goodwill formalities (PCC 4.2.3)	For every incidence	US\$ 100
Failure to comply with clothing regulations (4.2.5)	For every incidence	US\$ 250
A Yellow Card in any BWF Sanctioned tournament in a calendar year (Laws of Badminton)	For third Yellow Card	US\$ 500
	And every subsequent Yellow Card	US\$ 250
A Red Card in any BWF Sanctioned tournament	For Red Card	US\$ 500
"No Show" in an Event in a tournament (Breach of GCR 14.1.4.1)	First incidence	US\$ 500
	And every subsequent incidence	US\$ 1000

7 Doping Test

The BWF Anti-Doping Regulations apply to this BWF sanctioned event. Players competing in this tournament are subject to in-competition drug testing under BWF Anti-Doping Regulations. Players may be called for giving samples for doping test on a random or targeted mode.

8 Awarding

Players who are in the top 4 must attend the awards ceremony as per the instructions given from time to time. Awarding will be at the end of the tournament, on the 30th, after completion of all the matches.

9 Important Personnel and Contact details

Feel free to make use of the below contact details for any genuine matter that requires attention.

- Tournament Manager: Mr. Jaffer Ebrahim
Email: j.brahim@bwfbadminton.org
Mobile: +971 55 8990580
- Deputy Referee: Mr. Mathew Varghese (UAE), Email: mathewvg@gmail.com
Mobile: +971 50 6566072
- Operations
Mr. Tino Thomas +971 50 5198203
Mr. Mahmod Taifour: +971 55 1292827
- Tournament Referee: Mr. Vincent Lim (MAS)
vincentlimwc@yahoo.com

10 Liability and Disclaimers

Any participating player/parent/ academy should agree to indemnify and not hold the organizing committee accountable for and against any claims for personal injury, monetary loss, death or property damage, in any form, arising out of or in any way resulting from the participation in, postponement or cancellation of the said tournament.

The organizer will NOT be responsible for any injury sustained, at any time, by any player or official arising from his/her participation in this tournament. Any costs incurred for medical treatment and/or hospitalization shall be borne by the player/parent/academy concerned.

We Thank You for your participation in this tournament and wish you
All the Best.

We hope you will enjoy the event and share your wonderful
experiences and feedback with us.